

**Contact Us:**

**Customer Service**  
**(352) 753-4508**

**Administration**  
**(352) 751-3939**

**Budget**  
**(352) 674-1920**

**Community Standards**  
**(352) 751-3912**

**Community Watch**  
**(352) 753-0550**

**Property Management**  
**(352) 753-4022**

**Finance Customer Service**  
**(352) 750-0000**

**Human Resources**  
**(352) 674-1905**

**Public Safety**  
**(352) 205-8280**

**Purchasing**  
**(352) 751-6700**

**Recreation Administration**  
**(352) 674-1800**

**Utility Operations**  
**(352) 751-3939**

[www.DistrictGov.org](http://www.DistrictGov.org)

# District Weekly Bulletin



*Hibiscus Pool*

## CDD Orientation

**Please join us each Thursday at 10:00am at the District office located at 984 Old Mill Run to learn about how the Districts operate and other important community information. For additional information, please contact us at (352) 753-4508.**



**The following facilities will be temporarily closed or have scheduled maintenance:**

⇒ **Silver Lake Patio**

The Silver Lake Patio will be closed for painting October 4th through October 7th.

⇒ **Saddlebrook Recreation Center**

The Saddlebrook Recreation Center will be closed for quarterly cleaning on October 14th.

⇒ **Mulberry Grove Sports Pool**

The Mulberry Grove Sports Pool will be closed for maintenance October 8th through November 6th.

⇒ **Churchill Street Family Pool**

The Churchill Street Family Pool will be closed for maintenance October 5th through October 12th.

⇒ **Lake Miona Sports Pool**

The Lake Miona Sports Pool will be closed for maintenance October 5th.

⇒ **Lake Miona Recreation Center**

The Lake Miona Recreation Center will be closed for cleaning on October 7th.

⇒ **Liberty Park Family Pool**

The Liberty Park Family Pool will be closed for maintenance October 5th through October 12th.

⇒ **Coconut Cove Family Pool**

The Coconut Cove Family Pool will be closed for maintenance on October 9th.

⇒ **Coconut Cove Recreation Center**

The Coconut Cove Recreation Center will be closed for quarterly cleaning on October 13th.



**The following facilities will be temporarily closed or have scheduled maintenance:**

⇒ **Tamarind Grove Pool**

The Tamarind Grove Family Pool will be closed for maintenance October 12th through October 19th.

⇒ **Creekside Landing Pool**

The Creekside Landing Pool will be closed for maintenance on October 9th.

⇒ **St. Charles Family Pool**

The St. Charles Family Pool will be closed for maintenance October 19th through October 26th.

⇒ **Gilchrist Neighborhood Pool**

The Gilchrist Neighborhood Pool will be closed for maintenance October 12th through October 19th.

⇒ **Mission Hills Pool**

The Mission Hills Pool will be closed for maintenance on October 8th.

⇒ **Charlotte Family Pool**

The Charlotte Family Pool will be closed for maintenance September 28th through October 5th.

⇒ **Big Cypress Family Pool**

The Big Cypress Family Pool will be closed for maintenance from October 22nd through October 23rd.





**The following facilities will be temporarily closed or have scheduled maintenance:**

⇒ **Moyer Family Pool**

The Moyer Recreation Center Family Pool will be closed for cleaning on October 3rd.

⇒ **Dudley Archery Range**

The Dudley Archery Range will be closed for maintenance from October 3rd through October 5th.

**Information Provided by Duke Energy**


Duke Energy will be performing tree trimming along their Dallas Substation located in the Village of Woodbury. Work will begin this week and take approximately 5 days to complete. Machinery may be loud as it cuts and chips the trees before they are removed. Work is scheduled to take place from approximately 8:00 a.m. until 5:00 p.m. If you have any questions, please contact Duke at 800-700-8744.



# Completed...

## Eisenhower Recreation Center Parking Lot

The paving work that took place at the Eisenhower Recreation Center parking lot is on schedule to be complete today.



## **Multi-Modal Path Maintenance**

On Friday, October 12, 2018, work will take place on the multi-modal path behind the Winn Dixie shopping plaza in Lake Sumter Landing. The work will begin from the back entrance at Winn Dixie to Tunnel M6 located under Morse Boulevard. Work is scheduled to begin at 12:00 p.m. and will be complete by the end of the day. Flagmen will be present at both ends of the repair section to assist in navigating around Winn Dixie. Please use caution and pay attention to all directional signage and flagmen.

## **Did You Know??**

The annual landscape beds through the community are changed on a quarterly basis. Due to the duration of above average temperatures, some annual plants such as the Coleus have not lasted as long as they normally would.

Annual bed change outs are scheduled to take place in the next 2-4 weeks. When you see landscape workers in the area, please use caution and pay attention to all warning signs and safety cones.



## Did You Know??

### **Water Retention Areas – Lake Inversions**

It is not abnormal this time of year to experience “Lake Inversions” in the Florida aquatic systems throughout the state. These inversions occur when warm water sits on top of colder, denser water. If the water on the surface cools, the density becomes greater than that of the deeper water and the inversion takes place. There are over 100 to 150 occurrences reported annually to the Florida Department of Agriculture and Consumer Services.

The water retention areas within The Villages Community are not immune to this type of natural occurring experience. Such occurrences happen throughout the year and are mainly based on weather patterns, water temperatures, oxygen levels, fish susceptibility and depth of basins.



## What's Happening in Your District...

This is to advise that the District 13 October 11, 2018 Board Meeting has been cancelled. Any items scheduled to occur at that meeting have been reassigned to the Board's next meeting date of November 8, 2018.

**The Villages®**  
Community Development Districts  
**District 13**

## Information Provided by...

**The Villages®**  
PUBLIC SAFETY DEPARTMENT

Did you know that all of the District departments are available to speak at your neighborhood group, social club or Resident Lifestyle Volunteer Group? The Villages Public Safety Department (VPSD) had the pleasure of speaking with the Dynamic Dog Group last week. With the gracious donation of pet oxygen masks by the Lake Eustis Kennel Club, The Villages Public Safety Department has the capability to treat pets suffering from smoke inhalation! If you would like VPSD to speak at your group, please contact (352) 205-8280.





## **Drive Safely Work Week**

The Network of Employers for Traffic Safety (NETS) designated October 1-5 as their annual Drive Safely Work Week™. They are focusing on Parking and Backing basics this year. According to the Insurance Institute for Highway Safety (IIHS) parking lot incidents account for 20% of all reported vehicle crashes and many go unreported. Parking lot crashes are one of the most commonly occurring types of incidents for fleets and this is true for the vehicles of The Village Center Community Development District (VCCDD). Please take a moment to review the following suggestions from NETS on safe parking.

### **Tips for safe parking:**

**Back in, not out.** Where legal and where parking spaces are not angled, fleet safety experts agree it is safest to back into or pull through a parking space so your vehicle is facing out when it's time to exit.

**Get the full picture.** Having your mirrors properly adjusted for the best possible view is important for all driving maneuvers, but it is particularly so for safely backing into a parking space.

**Get it straight.** Once you've backed in, before exiting the vehicle, turn the wheel to straighten your tires so they are ready for you to drive out safely.

**Embrace the walk.** Pull-through spaces are more common in the outer areas of a parking lot. When possible and practical, take advantage of the ease of parking in a pull-through spot and walk the extra distance. Not only will your body benefit from the bonus physical activity, you'll be less likely to get a door ding.

**Exit with caution**—when exiting from a parking space, go slowly and be aware of pedestrians and other vehicles. Moving slowly will also give others more time to see you.

### **If you MUST back out:**

Check vehicle perimeter as you approach, make your exit promptly and cautiously as conditions may change.

Some fleet programs recommend tapping the horn twice before backing to alert others of your intention.

### **Pedestrians in Parking lots:**

Remember, the moment you exit your vehicle, you become a pedestrian—keep your head up and alert to your surroundings.



# The Villages®

Community Development Districts  
Recreation & Parks



## **Recreation & Parks Department Information**

The Recreation Department team of staff and volunteers offers many activities to meet your lifestyle needs. Our efforts are to provide the most enjoyable experience and opportunities to participate and utilize these activities and facilities. For more information, please visit our website at [districtgov.org](http://districtgov.org). Select the recreation department and pick a topic of interest.

## **October Outdoor Excursions**

The Recreation and Parks Department presents Guided Fishing, Kayaking and Nature Tours on Lake Sumter! Experience Lake Sumter up close and personal!

Kayaking – Every Thursday 8-10am / \$25 pp up to 8; Oct 4, 11, 18, 25

Nature Pontoon Tours – 1<sup>st</sup>, 3<sup>rd</sup> & 5<sup>th</sup> Fridays 8-10am / \$25 pp up to 4; Oct 5, 19

Fishing Tours – Every Saturday 8-10am / \$250 up to 4; Oct 6, 12, 20, 27

Fishing Tours – 2<sup>nd</sup> & 4<sup>th</sup> Friday 8-10am / \$250 up to 4; Oct 12, 26

To register visit Eisenhower, La Hacienda, Lake Miona & Rohan Recreation Centers Monday – Friday 8:30am to 4:00pm or on-line at [Districtgov.maxgalaxy.net/browse](http://Districtgov.maxgalaxy.net/browse) activities.

SECOND ANNUAL  
**JAZZ FESTIVAL**  
March 30, 2019

# Calling All Artists!

Design the poster for the second annual Jazz Festival

- All residents of The Villages are invited to submit their original designs to promote the second annual Jazz Festival on March 30, 2019 at The Savannah Center. Winning entry will be used for a commemorative poster to advertise the event and winner will receive four VIP passes to the festival!
- OCTOBER 15 - NOVEMBER 9** Submit entry form and 8.5" x 11" design
- NOVEMBER 16, 2018** Winner announcement
- For more info and application, please visit [www.DistrictGov.org](http://www.DistrictGov.org) or call The Savannah Center at 352-750-6084

The Villages®  
Recreation & Parks  
[www.DistrictGov.org](http://www.DistrictGov.org)

## Information Provided by...

The Villages®

Community Development Districts

Executive Golf

Thank you to everyone that attended the Grand Re-Opening of Hawkes Bay Executive Golf Course! Amenity Authority Committee Member Mr. Don Deakin was the first Golfer to hit off the newly renovated course.



## Please Join Us!!

The Villages®

Community Development Districts

### After Hours with the District

Please join us after hours to meet District staff and discuss what a unique community you live in! Your District government will be attending the following Market Nights and Farmers Market this month. We hope to see you there!

**Tuesday, October 9, 2018** from 5pm – 9pm at the Spanish Springs Town Square for Vendor Market Night

**Wednesday, October 10, 2018** from 5pm – 9pm at the Lake Sumter Landing Market Square for Vendor Market Night

**Saturday, October 18, 2018** from 9am – 2pm at Brownwood Paddock Square for Brownwood Farmer's Market

Please join us after hours to learn more about the services available to you and to take the opportunity to have your questions answered by District staff. For additional information, please contact the District Customer Service Center at (352) 753-4508.

# Information Provided by...

## Architectural Review Committee

As the volume of applications processed by the Architectural Review Committee (ARC) continues to increase, staff requested both the primary and alternate ARC members provide suggestions and feedback as to any suggested improvement to the existing ARC meetings to assist the work flow and enhance customer service.

Staff received suggestions and feedback from 15 ARC members and they were extremely helpful. The suggestions and feedback were utilized to enact a meaningful change in the way applications are processed and reviewed.

Over the next few months, some of the improvements you can expect include:

**Architectural Review Application** – an updated application that includes a checklist of required items to ensure residents understand what information is needed.

**Educational Materials** – Helpful guidelines on filling out applications, Frequently Asked Questions and examples of supplemental materials (site plan, landscape plan, elevation drawings, etc.) are just some of the new materials you can expect to see on [www.DistrictGov.org](http://www.DistrictGov.org) over the next few months.

**Enhanced Training** – Enhanced training will be offered to both committee members and staff to supplement existing training programs. Training regarding application completion and new application checklist. This is ongoing.

**Architectural Review Manual** – Staff is reviewing and researching what revisions could be made in the Architectural Review Manual to eliminate certain minor modifications.

# The Villages®

Community Development Districts

**WWW.DISTRICTGOV.ORG**

## WHAT'S HAPPENING

Learn about recreation center closures, road closures and what's happening in your area!

## WOULD YOU LIKE TO BE A PART OF THE DISTRICT TEAM?

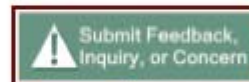
Job openings can be found online!

## APPLY FOR GUEST IDs

Apply for guest IDs online and pick them up at the regional recreation center of your choice!

## OBTAIN CONTACT INFORMATION

Obtain contact information for all District departments  
– contact us 24/7 with questions, comments or suggestions.



## OBTAIN HELPFUL INFORMATION

- What district do I live in?
- What are the guidelines to post information on the bulletin board located at my postal facility?
- View area and recreation maps
- Download your Declaration of Covenants and Restrictions
- Sign up for E-Billing

## YOUR DISTRICT

- District Facts
- Board of Supervisor Information
- Budget & Financial Information
- Board Meeting Information, Agendas & Minutes

For questions on the website or how to access specific information, please contact the District Customer Service Center at (352) 753-4508.

**www.DistrictGov.org**

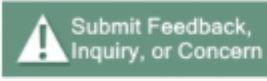




## Sign up for e-Notifications

Would you like us to notify you when important things occur in your area? Sign up for e-Notifications for the following subjects and we will contact you!

- District Board Meeting & General District Information
- Recreation Center & Road Closures
- Employment Opportunities
- Precautionary Boil Water Notices
- Recreation Lifestyle Events
- Much More!

### Follow these 4 simple steps to sign up for e-Notifications

**1** On the main page of [www.DistrictGov.org](http://www.DistrictGov.org) click on 'Sign up for e-Notifications'

**2** Enter your information

**e-Notifications Sign Up**

E-Notifications allow your District Government to send important information to the email address you provide. If you would like us to contact you on any of the subjects below, please enter the requested information in each field and check the box next to each newsletter or notification to which you would like to subscribe. For a description of a specific newsletter or notification, please click on the text to the right of the check box. To ensure you receive the notifications you requested, please add no-reply@districtgov.org into your email contact list. If you have any questions, please contact the District Customer Service Center at (352) 753-6508.

Last Name


First Name

E-Mail Address

Repeat E-Mail Address

**3** Choose the specific notifications you would like to receive and click 'Sign Up'

**4** Check your email and confirm.



**District & Committee Information and Agendas**

<input type="checkbox"/> <a href="#">Agency Advisory Committee</a>	<input type="checkbox"/> <a href="#">Brownswood Community Development District</a>
<input type="checkbox"/> <a href="#">District 01</a>	<input type="checkbox"/> <a href="#">District 02</a>
<input type="checkbox"/> <a href="#">District 03</a>	<input type="checkbox"/> <a href="#">District 04</a>
<input type="checkbox"/> <a href="#">District 05</a>	<input type="checkbox"/> <a href="#">District 06</a>
<input type="checkbox"/> <a href="#">District 07</a>	<input type="checkbox"/> <a href="#">District 08</a>
<input type="checkbox"/> <a href="#">District 09</a>	<input type="checkbox"/> <a href="#">District 10</a>
<input type="checkbox"/> <a href="#">District 11</a>	<input type="checkbox"/> <a href="#">District 12</a>
<input type="checkbox"/> <a href="#">Investment Advisory Committee</a>	<input type="checkbox"/> <a href="#">North Sumner County Utility Department</a>
<input type="checkbox"/> <a href="#">Project Wide Advisory Committee</a>	<input type="checkbox"/> <a href="#">District</a>
<input type="checkbox"/> <a href="#">Village Center Community Development District</a>	<input type="checkbox"/> <a href="#">Summer Landing Community Development District</a>
<input type="checkbox"/> <a href="#">District</a>	<input type="checkbox"/> <a href="#">District</a>

**Solicitations**

<input type="checkbox"/> <a href="#">Construction</a>	<input type="checkbox"/> <a href="#">General</a>
<input type="checkbox"/> <a href="#">Junk/Refuse</a>	<input type="checkbox"/> <a href="#">Landscaping</a>
<input type="checkbox"/> <a href="#">Professional Services</a>	

**Precautionary Boil Water Notices**

<input type="checkbox"/> <a href="#">Central Sumner Utility</a>	<input type="checkbox"/> <a href="#">Little Sumner Service Area</a>
<input type="checkbox"/> <a href="#">North Sumner Utility</a>	<input type="checkbox"/> <a href="#">Village Center Service Area</a>

**Schedule Updates & Closings**

<input type="checkbox"/> <a href="#">Exposive Golf Courses</a>	<input type="checkbox"/> <a href="#">Miscellaneous</a>
<input type="checkbox"/> <a href="#">Recreation Centers</a>	<input type="checkbox"/> <a href="#">Sanitation</a>
<input type="checkbox"/> <a href="#">Street</a>	

**Public Safety**

[General Information](#)

**Recreation**

<input type="checkbox"/> <a href="#">Leagues</a>	<input type="checkbox"/> <a href="#">Lifestyle Events</a>
<input type="checkbox"/> <a href="#">Senior Games</a>	<input type="checkbox"/> <a href="#">The Enrichment Academy</a>
<input type="checkbox"/> <a href="#">Tournaments</a>	

**Other**

<input type="checkbox"/> <a href="#">District Weekly Bulletin</a>	<input type="checkbox"/> <a href="#">Message from the District Manager</a>
<input type="checkbox"/> <a href="#">What's Happening &amp; General Community</a>	
<input type="checkbox"/> <a href="#">ZOO</a>	

**Employment Opportunities**

[Employment Opportunities for the Village Community Development Districts](#)

[www.DistrictGov.org](http://www.DistrictGov.org)



**Obey all traffic laws.**  
If no sidewalks are present, walk against the direction of traffic so you can see oncoming vehicles.

**Always use the crosswalk.**  
Push the button to get the walk signal.

**Be visible.**  
Wear bright, reflective clothing and safety accessories.



**Avoid distractions while driving.**  
Focus on the road.

**Pass bicyclists safely.**  
Allow at least three feet between your vehicle and the bicyclist.

**Slow down! Speed is the cause of 32% of all fatal crashes.**



**Always wear a helmet.**  
Ride in the same direction of traffic on the street. Obey all traffic signs, signals, and lane markings.

**Yield to traffic when appropriate.** It's better to yield than "be in the right" and risk injury.

**Be visible.** Position yourself in the lane so others can easily see you. Always use a headlight and taillight at night.




[www.AlertTodayFlorida.com](http://www.AlertTodayFlorida.com)

# SAFETY DOESN'T HAPPEN BY ACCIDENT.



[www.AlertTodayFlorida.com](http://www.AlertTodayFlorida.com)

**WHEN DRIVING, WALKING,  
OR BICYCLING...  
PAY ATTENTION.  
READ THE SIGNS.  
LEARN THE RULES.**

**AVOID DISTRACTIONS.**     
 **STOP BEFORE TURNING RIGHT ON RED.**  
 **USE SIDEWALKS AND CROSSWALKS.**  
 **RIDE PREDICTABLY, WITH TRAFFIC.**



 **AlertTodayFlorida**

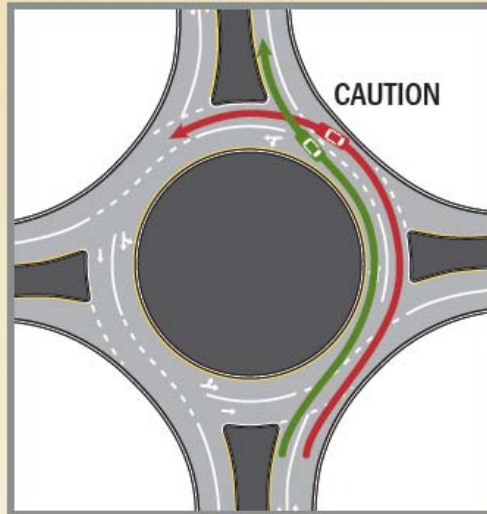
 **Funded by FDOT**

 **AlertTodayFL**



**Remember:**

To avoid conflict, do not use the right-hand lane to make a left turn through the roundabout.



**Approaching Roundabouts**

- Reduce your speed and prepare to YIELD to all traffic in the roundabout.
- Guide signs provide guidance for approach street locations, not lane use orientation.

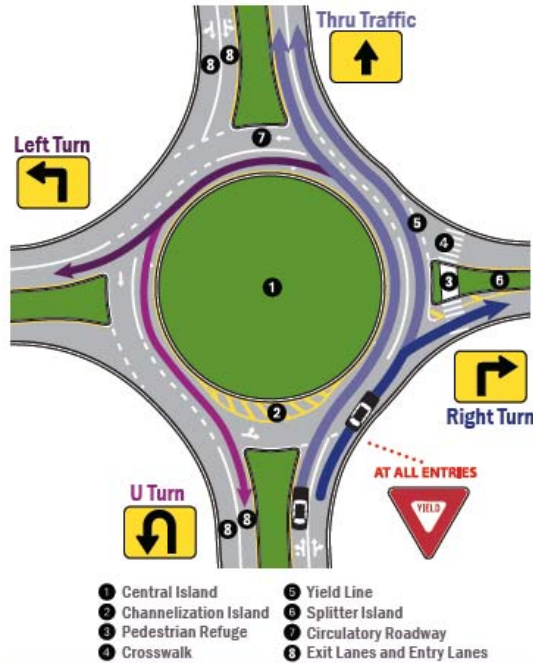
**Choose your lane:**

Approaching a two lane roundabout, make a lane choice according to the following rules:

- If you intend to exit the roundabout more than halfway around, use the LEFT-HAND lane.
- If you intend to exit the roundabout less than halfway around, use the RIGHT-HAND lane.
- If you intend to continue straight through, use either lane unless signs or markings indicate otherwise.

**Navigating Roundabouts**

- Move up to the entrance line and wait for a gap in traffic. DO NOT ENTER next to a vehicle in the roundabout, as that vehicle may be exiting at the next exit.
- Within the roundabout, do not stop except to avoid a collision; you have the right-of-way over entering traffic. Keep moving in a counterclockwise direction.
- **Do not change lanes in a roundabout.**
- A striped channelization island is present in several roundabouts, which reduces the circulatory roadway to one lane approaching a single-lane exit.



**Best Practices:**

- Do not change lanes within the roundabout or as you exit
- Do not overtake other vehicles or bicyclists within the roundabout
- Be aware of other vehicles in the roundabout
- Follow pavement striping and arrows for guidance – exit roundabouts with caution
- YIELD to emergency vehicles before or after the roundabout – DO NOT STOP in the roundabout
- Give oversized vehicles extra room because they may need both lanes to maneuver
- Indicate your exit using your right-turn signal

For additional information, please refer to FHWA's *Roundabouts: An Informational Guide* at [www.tfhrc.gov/safety/00068.htm](http://www.tfhrc.gov/safety/00068.htm)

PRODUCED BY  Kimley-Horn and Associates, Inc.  
FOR SUMTER COUNTY PUBLIC WORKS DIVISION  
FEBRUARY 2012

51330083.12\_wpb



A Guide to Navigating  
**Roundabouts**  
in Sumter County, Florida

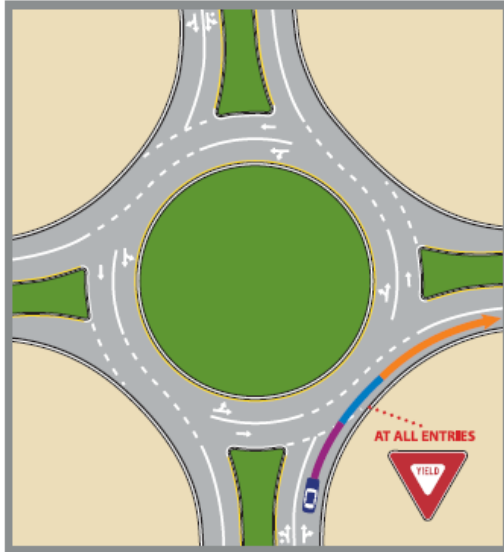


**What is a Roundabout?**

A roundabout is a circular intersection where vehicles yield at entry to traffic already within the circulatory roadway and all vehicles flow in a counter-clockwise direction around a central island.

**Sumter County  
Board of County Commissioners**

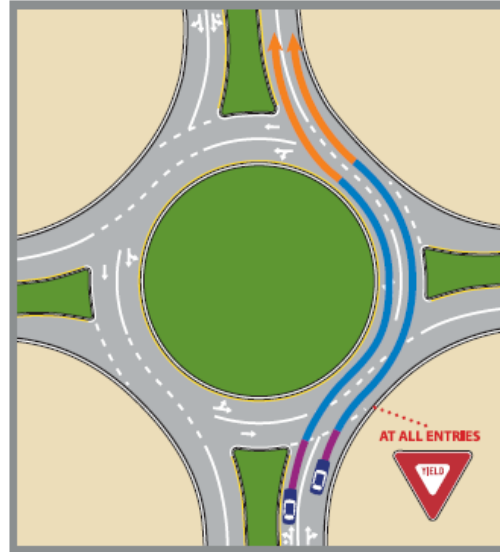
# Driving Roundabouts



## Turning Right



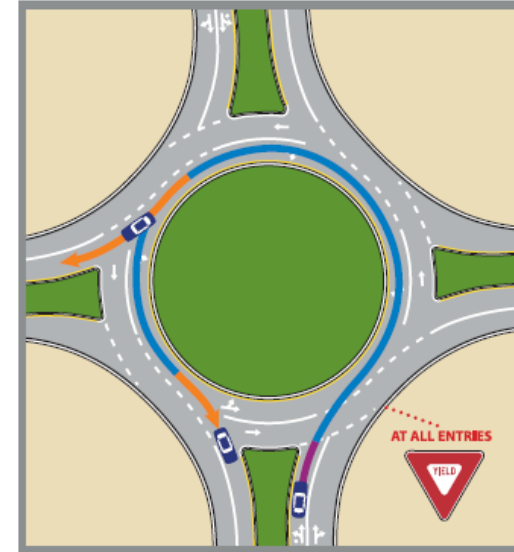
- 1. APPROACHING:** Be in the right-hand lane unless otherwise marked on the roadway, and use a right-turn signal.
- 2. CIRCULATING:** Keep to the right-hand (outside) lane of the roundabout and continue to use your right-turn signal through your exit. **Do not change lanes.**
- 3. EXITING:** Stay in the right-hand lane as you exit the roundabout.



## Going Straight Ahead



- 1. APPROACHING:** You can be in either lane, unless otherwise marked on roadway or posted.
- 2. CIRCULATING:** Stay to the inside of the circulatory roadway if you entered from the left-hand approach lane, or stay to the outside if you entered from the right-hand approach lane. **Do not change lanes.**
- When you have passed the last exit before the one you want, use your right-turn signal and continue to use it through your exit.
- 4. EXITING:** As you exit the roundabout, be aware of vehicles traveling on the outside of the circulatory roadway that may continue to circulate around the roundabout.



## Turning Left or Making a U-Turn



- 1. APPROACHING:** Be in the left-hand lane unless otherwise marked on the roadway, and use a left-turn signal.
- 2. CIRCULATING:** Stay in the left-hand lane of the circulatory roadway until you are ready to exit.
- When you have passed the last exit before the one you want, use your right-turn signal and continue to use it through your exit. **Do not change lanes.**
- 4. EXITING:** As you exit the roundabout, be aware of vehicles traveling on the outside of the circulatory roadway that may continue to circulate around the roundabout.

## Roundabout Signs:



Slow down when approaching a roundabout



Watch for pedestrians and golf carts



YIELD to traffic already in the roundabout



Stay to the right of the splitter island



Travel in a counterclockwise direction only.