

Contact Us:

Customer Service
(352) 753-4508

Administration
(352) 751-3939

Budget
(352) 674-1920

Community Standards
(352) 751-3912

Community Watch
(352) 753-0550

Property Management
(352) 753-4022

Finance Customer Service
(352) 750-0000

Human Resources
(352) 674-1905

Public Safety
(352) 205-8280


Purchasing
(352) 751-6700

Recreation Administration
(352) 674-1800

Risk Management
(352) 674-1828

Utility Operations
(352) 751-3939

District Weekly Bulletin



Anna Maria Avenue

CDD Orientation

Please join us each Thursday at 10:00am at the District office located at 984 Old Mill Run to learn about how the Districts operate and other important community information. For additional information, please contact us at (352) 753-4508.



The following facilities will be temporarily closed or have scheduled maintenance:

⇒ **Chula Vista Recreation Center**

The Chula Vista Recreation Center will be closed for maintenance on January 26th.

⇒ **Saddlebrook Recreation Center**

The Saddlebrook Recreation Center will be closed for maintenance on January 20th.

⇒ **Summerhill Neighborhood Pool**

The Summerhill Neighborhood Pool will be closed until February 1st.

⇒ **Pimlico Recreation Center**

The Pimlico Recreation Center will be closed for maintenance on January 19th.

⇒ **Coconut Cove Recreation Center**

The Coconut Cove Recreation Center will be closed for cleaning on January 20th.

⇒ **SeaBreeze Shuffleboard Courts**

The SeaBreeze Shuffleboard Courts will be closed for maintenance January 9th through January 23rd.

⇒ **Fenney Fire Pit**

The Fenney Fire Pit will be closed for maintenance January 14th through January 18th.

Please be aware an engineering firm will be inspecting tunnels for the Florida Department of Transportation the week of January 10th and January 17th. Please use caution when entering a tunnel.



Information Provided by...

The Villages®
Community Development Districts
Property Management

Golf Cart Parking

The installation of a parking area for golf carts at the retention pond near El Camino Real and Morse Boulevard is available for residents to utilize. We appreciate your cooperation in parking in the designated area to preserve the grass and landscaping in that area.



Please Join Us!



Project Wide Advisory Committee Q & A

The Project Wide Advisory Committee will host a Q & A session on Thursday, February 28th at 6:00 P.M. at the Rohan Regional Recreation Center.

This will be an opportunity for residents to learn more about the roles and responsibilities of the committee and to ask questions of the District Supervisors. We look forward to seeing you there!

Joint Workshop- Amenity Fee Deferral Rate

The Amenity Authority Committee and the Project Wide Advisory Committee will hold a joint workshop on Wednesday, March 20, 2019 at 9:00 a.m. in the Savannah Center. This meeting will be to discuss the Amenity Fee deferral rate and will include an opportunity for public comment.

Information Provided by...

The Villages®
Community Development Districts
Recreation & Parks



FISHING • KAYAKING • NATURE GUIDED TOURS on Lake Sumter

January & February Opportunities

All tours run from 8:00 – 10:00am*

\$25^{EA} **KAYAKING** *up to 8 participants: trips start at 9am**
Thursdays: Jan. 3, 10, 17, 24, 31 / Feb. 7, 14, 21, 28

\$25^{EA} **NATURE PONTOON TOURS** *up to 4 participants*
Fridays: Jan. 4, 18 / Feb. 1, 15

\$250 **GUIDED FISHING TOURS** *up to 4 anglers*
Fridays: Jan. 11, 25 / Feb. 8, 22
Saturdays: Jan. 5, 12, 19, 26 / Feb. 2, 9, 16, 23



TO REGISTER
VISIT THE EISENHOWER,
LA HACIENDA, LAKE MIONA
OR ROHAN RECREATION CENTERS

MONDAY THRU FRIDAY
8:30AM TO 4:00PM
OR ON-LINE AT
WWW.DISTRICTGOV.ORG

The Villages®
Recreation & Parks
www.DistrictGov.org
352-674-1800

**weather and lake conditions permitting*

The Villages®

Community Development Districts
Recreation & Parks



Winter Social Leagues

FEBRUARY 11- MARCH 31

Sign-ups begin
TODAY!

Winter Social League
Expo **TODAY!**

Jan. 17 | 8:30-10:30a.m. | Fenney

Registration

January 17 - February 1

League Dates

February 11 - March 31

Look for insert in today's Recreation News.

For more information, contact Danny Jacobs at
352-259-5377 or danny.jacobs@districtgov.org

The Villages
Recreation & Parks

© 2019 Villages Center Community Development District. All Rights Reserved.



Information Provided by...

The Villages®
Community Development Districts
Recreation & Parks



Peak Participation Program

During certain times of the year, some of the resident led and organized recreation activities experience increased participation: card & board games, line dance, dance -other, exercise & yoga or as determined by the Recreation Department. Due to the popularity of certain resident volunteer led activities, they may reach their peak attendance/participation numbers.

Each center and activity has pre-determined attendance/participation capacities set by the Recreation Department. In setting these capacities, consideration is given to the activity content and the room capacity for each activity offered. When a resident lifestyle volunteer led activity is nearing full participation, the Recreation Department implements the peak participation program in an effort to assist all participants in ensuring a safe and enjoyable experience. Visit the District website / Recreation Department for more information.

Pets & Play

For the enjoyment of all residents and their pets, there are five dog friendly leash free parks in The Villages. These dog parks are fenced in play areas for both large and small dogs designed so dogs can run freely and socialize with other dogs. Please refrain from allowing dogs on the court facilities and recreation fields. Only service animals are permitted in the recreation facilities and District offices.



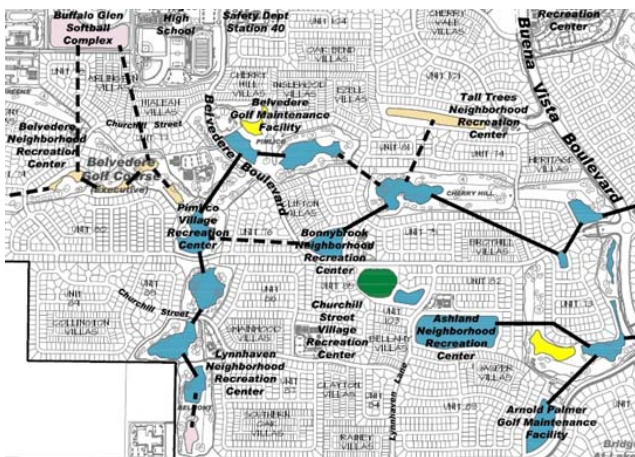
The Villages®

Community Development Districts

Did you know that many of the water retention areas in our community are connected through various inlets and pipes? In addition to storm water, everything that enters the storm water pipes can end up in the water retention areas throughout our community. This includes trash, leaves, fertilizer, soap from washing vehicles, animal droppings and more.

Please help us ensure the health and continued maintenance of the water retention basins throughout The Villages by not placing ANYTHING in any of the storm water drains. Our National Pollutant Discharge Elimination System permit does not allow dumping into these storm drain systems.

For additional information on storm water management in our community, please visit www.DistrictGov.org. If you notice any dumping into these systems, please contact the District Customer Service Center at (352) 753-4508.





PREVENT & PROTECT

WHAT YOU CAN DO TO HELP ELIMINATE MOSQUITOES AT YOUR HOME

KEEP THEM OUTSIDE


Mosquitoes can live indoors and will bite at any time, day or night

Keep doors and windows shut

Use air conditioning

Keep screens on all windows

Repair any ripped screens



STOP THEM FROM BREEDING

Mosquitoes breed by laying eggs in and near standing water

Put away items that are outside and not being used

Flush out water-holding plants with a hose once a week

Once a week, empty, turn over or cover anything that could hold water



UF IFAS
UNIVERSITY OF FLORIDA



Center for
Public Issues Education

This publication was produced with funding provided by the Florida Department of Health.

The Villages®
Community Development Districts

VCCDD PENSION ADVISORY COMMITTEE

Community Resident Representative (Volunteer)

The Village Center Community Development District Pension Advisory Committee (PAC) is seeking a community resident with experience in the area of Employee Pension &/or Retirement Plans to serve as a Community Representative on the committee. Members serve on a volunteer basis for a one (1) or two (2) year term and meet quarterly, or as needed to address special projects or issues that arise.

The Pension Advisory Committee members are comprised of the VCCDD Assistant District Manager, Directors of Human Resources and Finance, (2) Employee Representatives and (2) Community Representatives of The Villages, FL. with experience in the area of Employee Pension/Investment Plans.

The Village Center Community Development District Pension Advisory Committee is charged with the review of the current employee retirement plan of the District. The duties and responsibilities of the Pension Advisory Committee include oversight of the administrative functions of the retirement plan for District employees; reviewing all aspects of the current retirement plan; reviewing laws and rules regulating fiduciary responsibility of the District; Third party Administration; and analyzing the performance of current investment options.

To request an application, please contact the Human Resources Department at (352)674-1905. All applications must be received prior to **5:00 P.M., Friday, February 1, 2019.**

VCCDD Human Resources
984 Old Mill Run The Villages, FL 32162 (352) 674-1905

What's Happening in Your District...



NOTICE OF VACANCY VILLAGE COMMUNITY DEVELOPMENT DISTRICT NO. 2 BOARD OF SUPERVISORS

The Village Community Development District No. 2 Board of Supervisors is seeking applicants who are interested in filling Seat 3, which was recently vacated due to the passing of an existing Board Supervisor. The remainder of the existing four (4) year term for the vacated Seat will expire in November 2022.

Any interested applicants must be a qualified elector which is defined by Florida Statute 190 as "any person at least 18 years of age who is a citizen of the United States, a legal resident of Florida and of the District, and who registers to vote with the Supervisor of Elections in the county in which the district land is located". To obtain additional information or request an application you may contact Jennifer McQueary, District Clerk at (352) 751-3939 or obtain a copy of the application by clicking on the header of this announcement.

**Applications must be submitted to the District Clerk no later than
5 p.m. on Wednesday, January 30, 2019
at the District Office, 984 Old Mill Run, The Villages.**

The Board of Supervisors will interview applicants during a Board Meeting to be held on Friday, February 8, 2019 at 9:30 a.m. in the **District Office Board Room, 984 Old Mill Run, The Villages, FL.**

****The Board of Supervisors welcome interested applicants to include a resume with their experience as an attachment to the application****

APPLICATION FOR APPOINTMENT TO DISTRICT 2 BOARD OF SUPERVISORS

PLEASE PRINT OR TYPE

APPLICANT NAME: _____ E-MAIL: _____

ADDRESS: _____ PHONE # _____

CITY: _____ ZIP CODE: _____ CELL/BUSINESS# _____

OCCUPATION: _____ PREVIOUS OCCUPATION: _____

HOW LONG HAVE YOU LIVED IN THE VILLAGES? _____

REFERENCES: (PLEASE DO NOT USE CDD BOARD MEMBERS)

	<u>NAME</u>	<u>ADDRESS</u>	<u>PHONE</u>
1)	_____	_____	_____
2)	_____	_____	_____
3)	_____	_____	_____

PLEASE ADD ADDITIONAL SHEETS AS NECESSARY

HAVE YOU ATTENDED THE COMMUNITY DEVELOPMENT DISTRICT ORIENTATION SEMINAR?

WHAT PRESENT/PREVIOUS WORK EXPERIENCE DO YOU HAVE WHICH RELATES TO DISTRICT 2 RESPONSIBILITIES?

WHAT PRESENT/PREVIOUS VOLUNTEER EXPERIENCES DO YOU HAVE WHICH RELATES TO DISTRICT 2 RESPONSIBILITIES?

WHAT SPECIAL CONTRIBUTIONS DO YOU BELIEVE YOU CAN BRING TO DISTRICT 2?

WHY DO YOU WANT TO SERVE ON THE DISTRICT 2 BOARD?

HAVE YOU ATTENDED ANY DISTRICT 2 BOARD MEETINGS?

LIST GOVERNMENT BOARDS (OR COUNCILS) ON WHICH YOU HAVE PREVIOUSLY SERVED.

PLEASE RETURN COMPLETED FORM NO LATER THAN **Wednesday, January 30, 2019 at 5:00 p.m.** TO THE DISTRICT OFFICE, ATTENTION: JENNIFER MCQUEARY, 984 OLD MILL RUN, THE VILLAGES, FLORIDA 32162. PLEASE CALL JENNIFER AT 751-3939 IF YOU HAVE ANY QUESTIONS REGARDING YOUR APPLICATION.

IMPORTANT LEGAL REQUIREMENTS FOR DISTRICT 2 BOARD OF SUPERVISORS

AS A MEMBER OF DISTRICT 2 BOARD OF SUPERVISORS, YOU WILL BE OBLIGATED TO FOLLOW ANY APPLICABLE LAWS REGARDING GOVERNMENT-IN-SUNSHINE, CODE OF ETHICS FOR PUBLIC OFFICERS AND PUBLIC RECORDS DISCLOSURE. TRAINING IN THESE AREAS WILL BE PROVIDED BY THE DISTRICT.

SIGN: _____ DATED: _____

PRINT: _____ RECEIVED BY CLERK: _____

Information Provided by...



Preventative maintenance is occurring on the potable water system field valves throughout many areas of The Villages. Those customers serviced by Village Center Service Area (VCSA), Little Sumter Service Area (LSSA) and North Sumter Utilities (NSU) that will be impacted will be notified 24 hours in advance of a temporary interruption in service and will receive the following notification:

THE PUBLIC DRINKING WATER MAINS IN YOUR AREA WILL BE SHUT DOWN TEMPORARILY FOR NEEDED MAINTENANCE.

*AS A PRECAUTION, UPON RETURN OF WATER SERVICE, WE ADVISE THAT ALL WATER USED FOR **DRINKING, MAKING ICE, AND COOKING BE BOILED, FOR ALL OTHER HOUSE HOLD USES THE WATER IS ACCEPTABLE.** A ROLLING BOIL OF ONE MINUTE IS SUFFICIENT. AS AN ALTERNATIVE, BOTTLED WATER MAY BE USED.*

THIS "PRECAUTIONARY BOIL WATER NOTICE" WILL REMAIN IN EFFECT UNTIL THE MAINTENANCE TASK HAS BEEN COMPLETED AND A BACTERIOLOGICAL SURVEY SHOWS THAT THE WATER IS SAFE TO DRINK. IF YOU HAVE ANY QUESTIONS, YOU MAY CONTACT DEANNA SIMMONS, FROM THE WATER DEPARTMENT AT (352) 259-2802 (NSU WWTP).

A notice with the addresses of the affected area along with this information will be left at the door of all impacted addresses. We appreciate your patience and cooperation in order to maintain the continued integrity and safety of the District Infrastructure.

A tentative schedule of the areas impacted in the upcoming week:

1/17 - 914 Ridgeville Rd

1/23 - 817 Beechwood Avenue

Information Provided by...



Did you know that the Community Watch Gate Attendants perform a multitude of services that enhance the lifestyle in The Villages? Some of their essential duties and responsibilities are included below. We invite you to contact Community Watch at (352) 753-0550 to learn more!

Gate Attendant: ESSENTIAL DUTIES AND RESPONSIBILITIES:

- Acknowledges residents & guests with a physical (i.e., hand wave) and/or verbal greeting and a friendly smile as they enter gate area.
- Regulates traffic and monitors visitor's lane ensuring safe passage for both visitors and residents.
- Monitors mechanical gate operations to provide a safe flow of traffic into the community. Assists in the flow of traffic by operating the gate as designed.
- Assists residents and guests with directions by providing written (i.e., word maps) and/or verbal guidance.
- Reports to Dispatch any accident and/or incident occurring at gate. Prepares/collects all applicable information related to incident.
- Collects and reports moving van destination to Dispatch to enable efficient work process and property/safety check.
- Ensures the expedient passage of emergency vehicles (i.e., Law Enforcement/Public Safety and other designated agencies) by assisting with the traffic flow into and out of the gates.
- Instructs residents and visitors on proper use of gate cards.
- Reports broken or malfunctioning gates immediately to Dispatch.
- Accurately reports emergency incidents to 911 dispatchers.

Information Provided by...



Del Mar Gate Operation Changes

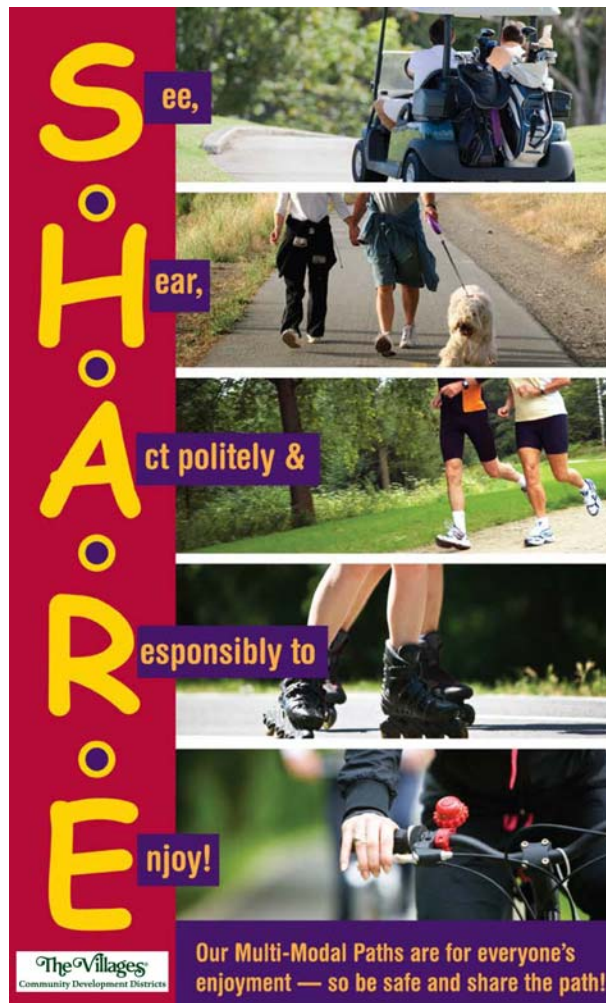
Based on direction from the Amenity Authority Committee (AAC) at the November 2018 meeting, residents will begin to see operational changes at the Del Mar gate during the week of December 17, 2018 to improve the overall functionality of the gate. Some of the changes you may begin to see include:

- December 19, 2018 through January 6, 2019 – the gate will operate as a “visitor lane” style gate in which the Gate Attendant will open the gate for all users. The Gate Attendant will NOT use a hand held stop sign or be stationed on the sidewalk near the roadway. The gate arm activation switch is located in the gatehouse where the attendant will be located. The Gate Attendant will have discretion to lock the gate in the “up” position during heavy traffic, as necessary.
- January 7, 2019 through January 26, 2019 – the gate will be operated in “automatic open mode”. The Gate Attendant will be stationed in the doorway to provide customer service and greet users. As users approach the gate, the arm will automatically open WITHOUT the use of a gate access card or push of the button. The Gate Attendant will have the discretion to lock the gate in the “up” position during heavy traffic, as necessary.

We appreciate your patience as we attempt to improve the functionality and customer service provided at the Del Mar Gate. Please use caution and reduce your speed when approaching the gate and pay attention to all directions provided by the Gate Attendant. If you have any questions or concerns, please contact Community Watch at (352) 753-0550.

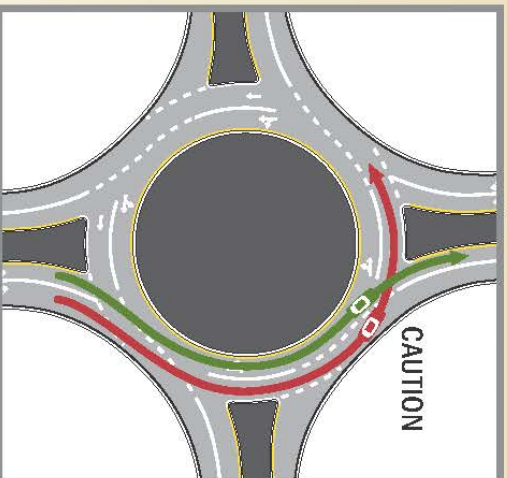
Think Safety!

As the number of residents increase in The Villages this time of year, please take a moment to ensure you are protecting yourself and others when travelling throughout the community at night. If you are walking or biking, wearing light and reflective clothing make it much easier for you to be seen in the evening and early morning hours. Carrying a flashlight or other flashing light will also make you more visible to vehicles travelling the community. It is important to be aware of your surroundings and when enjoying the multi-modal paths, SHARE the path with your fellow Villagers. Please take a moment to review some of the additional educational and safety materials we have available on www.DistrictGov.org pertaining to safety on the multi-modal paths and on golf carts.



Remember:

To avoid conflict, do not use the right-hand lane to make a left turn through the roundabout.



Approaching Roundabouts

- Reduce your speed and prepare to **YIELD** to all traffic in the roundabout.
- Guide signs provide guidance for approach street locations, not lane use orientation.

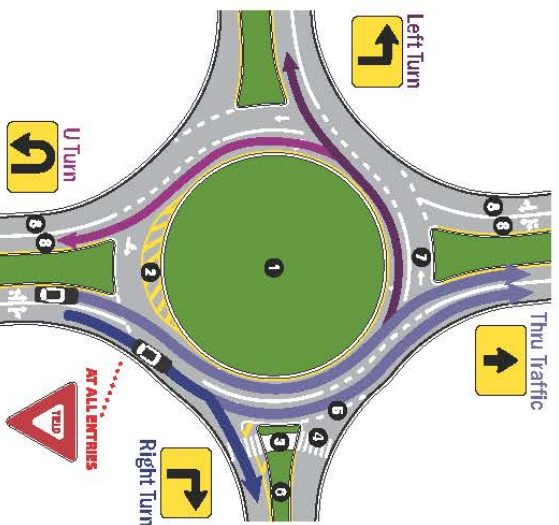
Choose your lane:

Approaching a two lane roundabout, make a lane choice according to the following rules:

- If you intend to exit the roundabout more than halfway around, use the **LEFT-HAND** lane.
- If you intend to exit the roundabout less than halfway around, use the **RIGHT-HAND** lane.
- If you intend to continue straight through, use either lane unless signs or markings indicate otherwise.

Navigating Roundabouts

- Move up to the entrance line and wait for a gap in traffic. **DO NOT ENTER** next to a vehicle in the roundabout, as that vehicle may be exiting at the next exit.
- Within the roundabout, do not stop except to avoid a collision; you have the right-of-way over entering traffic. Keep moving in a counter-clockwise direction.
- **Do not change lanes in a roundabout.**
- A striped channelization island is present in several roundabouts, which reduces the circulatory roadway to one lane approaching a single-lane exit.



Best Practices:

- Do not change lanes within the roundabout or as you exit
- Do not overtake other vehicles or bicyclists within the roundabout
- Be aware of other vehicles in the roundabout
- Follow pavement striping and arrows for guidance – exit roundabouts with caution
- **YIELD** to emergency vehicles before or after the roundabout – **DO NOT STOP** in the roundabout
- Give oversized vehicles extra room because they may need both lanes to maneuver
- Indicate your exit using your right-turn signal

For additional information, please refer to FHWA's *Roundabouts: An Informational Guide* at www.fhwa.gov/safety/00068.htm

PRODUCED BY  **Kimley-Horn and Associates, Inc.**
FOR SUMNER COUNTY PUBLIC WORKS DIVISION
FEBRUARY 2012

5133006312.qxd



A Guide to Navigating Roundabouts in Sumner County, Florida

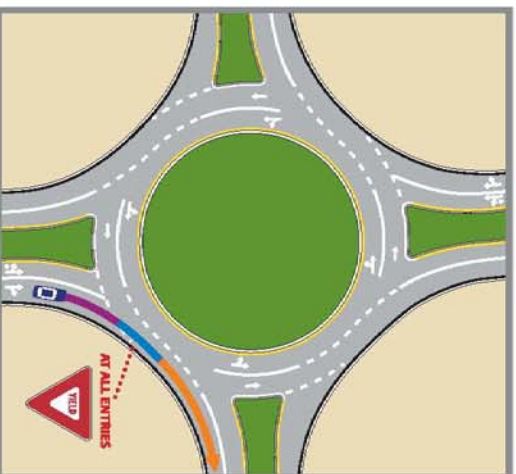


What is a Roundabout?

A roundabout is a circular intersection where vehicles yield at entry to traffic already within the circulatory roadway and all vehicles flow in a counter-clockwise direction around a central island.

Sumner County
Board of County Commissioners

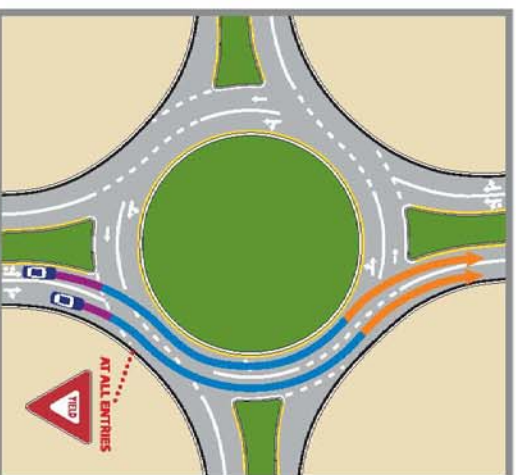
Driving Roundabouts



Turning Right



- APPROACHING:** Be in the right-hand lane unless otherwise marked on the roadway, and use a right-turn signal.
- CIRCULATING:** Keep to the right-hand (outside) lane of the roundabout and continue to use your right-turn signal through your exit. **Do not change lanes.**
- EXITING:** Stay in the right-hand lane as you exit the roundabout.



Going Straight Ahead



- APPROACHING:** You can be in either lane, unless otherwise marked on roadway or posted.
- CIRCULATING:** Stay to the inside of the circulatory roadway if you entered from the left-hand approach lane, or stay to the outside if you entered from the right-hand approach lane. **Do not change lanes.**
- When you have passed the last exit before the one you want, use your right-turn signal and continue to use it through your exit.
- EXITING:** As you exit the roundabout, be aware of vehicles traveling on the outside of the circulatory roadway that may continue to circulate around the roundabout.



Turning Left or Making a U-Turn



- APPROACHING:** Be in the left-hand lane unless otherwise marked on the roadway, and use a left-turn signal.
- CIRCULATING:** Stay in the left-hand lane of the circulatory roadway until you are ready to exit.
- When you have passed the last exit before the one you want, use your right-turn signal and continue to use it through your exit. **Do not change lanes.**
- EXITING:** As you exit the roundabout, be aware of vehicles traveling on the outside of the circulatory roadway that may continue to circulate around the roundabout.

Roundabout Signs:



The Villages®
Community Development Districts

GOLF CAR RULES OF THE ROAD AND SAFETY TIPS

When traveling the community in a golf car on a roadway or multi-modal path, we urge you to follow these rules of the road and safety tips to ensure a safe and enjoyable experience for everyone.

The multi-modal paths are designated for use by non-automotive, non-vehicular traffic such as bicycles, golf cars and pedestrians.

Slow Down and Enjoy The Ride!



RULES OF THE ROAD

1. Be 14 years or older to drive a golf car
2. Drive on neighborhood streets, marked roadside lanes, and multi-modal paths
3. Obey all traffic laws, signs and signals
4. Golf cars are subject to Florida's open alcoholic container laws
5. Speed not to exceed 20mph
6. Use hand and turn signals
7. Yield to automobiles
8. Come to a full stop at stop signs
9. Never enter a roundabout in a golf car
10. Golf cars are prohibited from roadways with posted speeds of 35mph or more

SAFETY TIPS

1. Provide a seat for each person/pet
2. Secure children and pets
3. Keep passengers seated in golf car
4. Keep arms and legs inside golf car
5. Enter traffic lane safely before turning left
6. Be aware of vehicles turning right (across the golf car lane)
7. Maintain golf car according to manufacturer's recommendations
8. Do not text/phone while driving
9. Limit passing slower golf cars
10. Pull off the path when you need to stop

BEFORE YOU DRIVE

Make sure the horn, brakes and lights work.

Check back-up alarm, tire pressure and applicable gauges.

Before backing up, look behind and see that all is clear.

If you have any landscaping or property management concerns while traveling throughout The Villages community, please call the District Customer Service Center at (352) 753-4508.

The Villages®

Community Development Districts

www.DistrictGov.org



Too much irrigation...

- Makes your lawn less able to survive droughts
- Encourages pests and disease

Wastes water

How much is enough?

- Grass doesn't need as much water in the cooler months
- Apply 1/2" to 3/4" of water

Water only every 10-14 days in the winter

Your lawn needs watering when:

- Grass blades are folded in half
- Grass blades are blue-gray

Your footprint remains on the lawn

So skip a week of watering — it just makes sense!

Southwest Florida
Water Management District

Please Join Us!!

2ND IN
SERIES!

The Villages®

Community Development Districts

*You're Invited
to an*

ADVANCED WASTEWATER TREATMENT WORKSHOP

Are you interested in environmental stewardship?

Are you aware of how wastewater is treated and used
throughout The Villages® Community?

Join us for the second workshop in a series designed to inform
residents of water resources and environmental stewardship
in The Villages community!

JANUARY 14, 2019 • 10AM
ROHAN RECREATION CENTER - 850 KRISTINE WAY

or

JANUARY 17, 2019 • 10AM
SAVANNAH CENTER - 1545 BUENA VISTA BOULEVARD

FREE EVENT - TICKETS REQUIRED

Tickets will be available November 15, 2018 at all
of The Villages Box Office locations
and at www.TheVillagesEntertainment.com

Staff and a consultant team of water resource engineers will
be available to address your questions after each presentation.
The material at each workshop will be identical.

Hope to see you there!

For additional information, please contact
The District Customer Service Center
(352) 753-4508

WEBSITE

To learn about these events and others, please visit our website. You
can also learn about what's happening, obtain contact information
and other helpful information.

E-NOTIFICATIONS



Sign Up For
e-Notifications

Sign up for email notifications – Would
you like us to notify you when events
such as these occur? Are you interested
in finding out other important community information? If so, sign
up for E-Notifications!

Need help signing up? Please contact our office Monday through
Friday from 8:00 a.m. to 5:00 p.m. for assistance.



www.DistrictGov.org

© 2018 Village Center Community Development District. All Rights Reserved VCDD0042_1018_2.5k

The Villages®

Community Development Districts

Office of Management and Budget

The Amenity Authority Committee (AAC) has scheduled a Capital Projects Budget Workshop for Wednesday, January 23, 2019 at 1:30 p.m. in the District Board Room. The workshop agenda includes the discussion of the scope, schedule and budget for the recently acquired First Baptist Church Fellowship Hall/acreage and the Paradise Recreation Center. Other topics include aquatic chair lifts and the Del Mar gate in addition to a review of financial and budgetary information.

Mark your calendars and join us on January 23, 2019 for the AAC Capital Projects Budget Workshop!