

## District Weekly Bulletin

**Contact Us:**

**Customer Service**  
**(352) 753-4508**

**Administration**  
**(352) 751-3939**

**Budget**  
**(352) 674-1920**

**Community Standards**  
**(352) 751-3912**

**Community Watch**  
**(352) 753-0550**

**Property Management**  
**(352) 753-4022**

**Finance Customer Service**  
**(352) 750-0000**

**Human Resources**  
**(352) 674-1905**

**Public Safety**  
**(352) 205-8280**

**Purchasing**  
**(352) 751-6700**

**Recreation Administration**  
**(352) 674-1800**

**Risk Management**  
**(352) 674-1828**

**Utility Operations**  
**(352) 751-3939**



### **CDD Orientation**

This valuable program is held each Thursday at 10:00 a.m. at the District office located at 984 Old Mill Run in Lake Sumter Landing. For additional information, please contact the District Customer Service Center at 352-753-4508.



**The following facilities will be temporarily closed or have scheduled maintenance:**

⇒ **El Santiago Shuffleboard Courts**

The El Santiago Shuffleboard Courts will be closed for resurfacing October 11th through November 3rd.

⇒ **Mulberry Grove Recreation Center Card Room**

The Mulberry Grove Recreation Center Justice Card Room will be closed for floor replacement October 28th through October 31st.

⇒ **Lake Miona Recreation Center**

The Lake Miona Recreation Center Stars and Stripes Room will be closed for painting October 29th and October 30th.

⇒ **Pimlico Recreation Center**

The Pimlico Recreation Center will be closed for maintenance on October 19th.

⇒ **Lynnhaven Neighborhood Pool**

The Lynnhaven Neighborhood Pool will be closed for maintenance October 7th through November 4th.

⇒ **Coconut Cove Recreation Center Indoor and Outdoor Facilities**

The Coconut Cove Recreation Center will be closed for cleaning and parking lot resurfacing October 19th and October 20th.

⇒ **Big Cypress Recreation Center**

The Big Cypress Recreation Center will be closed for cleaning on October 20th.

## Information Provided by...

# The Villages®

Community Development Districts  
Executive Golf

### Executive Golf Course Information

- Saddlebrook Executive Golf Course will reopen on Monday, October 21, 2019 after a complete green and tee resurfacing.

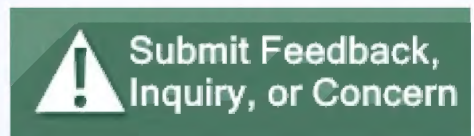


- Pelican Executive Golf Course will reopen on Wednesday, October 23, 2019 after rest and rehabilitation from water movement and improvement projects.
- Hill Top Executive Golf Course will remain closed until further notice for cart path renovation.

We thank you for your patience during these scheduled renovations.

If you have any questions or need additional information, please call the District Executive Golf Maintenance Office at 352-674-1885. We appreciate your patience and understanding.

# Frequently Asked Questions and Answers Submitted through [www.DistrictGov.org](http://www.DistrictGov.org)



## The Villages® Community Development Districts Customer Service

### **I lost my Villages ID. How do I get a new one?**

Please come to one of the District Customer Service Centers located at 984 Old Mill Run in Lake Sumter Landing or 4856 South Morse Boulevard just south of SR 44. There are two options to replace your ID. You can receive a free temporary 30 Day ID which will give you an opportunity to find your original ID. If you prefer not to get a temporary card, we can replace your ID with a new permanent card. Lost, stolen, or damaged Villages Resident ID cards will be replaced for a \$15.00 charge. A new resident ID number will be issued and a new photo will be taken each time a new ID is issued.

### **How do I replace my gate cards?**

Please come to one of the District Customer Service Centers located at 984 Old Mill Run in Lake Sumter Landing or 4856 South Morse Boulevard just south of SR 44. Bring any remaining gate cards you still have issued to your home as they are issued in sets of two. We will deactivate the missing card(s). If the missing card is part of a set, the set will be deactivated. We will issue you a new single card or a set of cards. It will cost \$15.00 to replace the missing card.

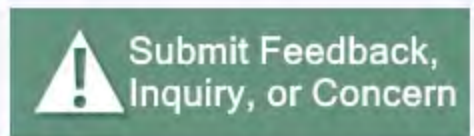


984 Old Mill Run



4856 South Morse Boulevard

# Frequently Asked Questions and Answers Submitted Through [www.DistrictGov.org](http://www.DistrictGov.org)



## **Gates and Gate Arms- Why do we have them and can we have additional lights/markings on the gate arms?**

In The Villages, we have 109 Gate Complexes. Of those 109 gates, 23 are staffed. Of the 23 staffed, 13 are staffed 24/7.

A majority of our gates have two entrances: Visitor and Resident. Our residents may use either lane; their gate cards will work at either entrance. All guests, vendors, contractors, deliveries, commercial vehicles and other vehicles must use the Visitor's Lane.

The vehicle access gates were installed to control (not restrict) access to the community, thus reducing traffic. Gate arms were implemented to slow traffic as it enters the community and the gate arms fall under the ownership and maintenance of government jurisdictions for use on their roads. Below is the reference from the US Department of Transportation Federal Highway Administration - MUTCD:

MUTCD – Manual on Uniform Traffic Control Devices (2009 Edition):

### *Section 2B.68 Gates*

#### *Standard:*

*05. Except as provided in Paragraph 6, gate arms, if used, shall be fully retro-reflectorized on both sides, have vertical stripes alternately red and white at 16-inch intervals measured horizontally as shown in Figure 8C-1.*

#### *Option:*

*06. If used on a one-way roadway or ramp, the retro-reflectorization may be omitted on the side of the gate facing away from approaching traffic.*

# Frequently Asked Questions and Answers Submitted Through [www.DistrictGov.org](http://www.DistrictGov.org)



Submit Feedback,  
Inquiry, or Concern

## The Villages® Community Development Districts Community Watch

Drivers are more likely to stop at a gate arm with proper striping and are less likely to exceed the reduced speed area at the gate entrance when a gate arm is used. Multi-modal path users can visibly see the position of the gate arm to aid in safe crossing areas where the multimodal trail is close to the gated entry.

Please do not tailgate other cars through the gates – only one car at a time. Allow the gates to close and activate the gates with your gate card or by pressing the red button.

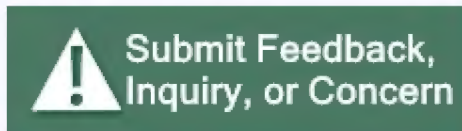
The entry gates are equipped with an automatic timer to close; therefore, please remember to get through the gate promptly once it has fully opened.

The exit gate will automatically open when you drive your vehicle over the “exit loop” which is buried in the roadway. Simply approach the gate slowly, wait for the gate to open completely, and proceed through promptly.



**Did you know that you can submit a question, comment or concern 24 hours a day, 365 days a year?**

Visit [www.DistrictGov.org](http://www.DistrictGov.org) and click on the Submit Feedback, Inquiry, or Concern button on Quick Links to contact us.



Choose the subject that best matches your inquiry or feedback. Not sure? Choose 'General/Other' and we will make sure it gets to the appropriate District department!

### Community Development Districts Request Form

Please enter the requested information in each field.  
When you have completed the form, click the submit button.

Category

Last Name

First Name

Street Address

Phone Number

E-Mail Address

Repeat E-Mail Address

Question / Comment

Fill in your information and click 'Submit'. We will respond within 48-hours!

## Information Provided by...

**The Villages®**  
Community Development Districts  
Property Management

### Phone Books

As you receive your new phone books, please refrain from placing them at the postal facilities. Please keep our community clean by placing your old phone books out for collection on your regular home collection day.



## Save the Date and Stay Tuned for More Information

# 24<sup>TH</sup> ANNUAL Government Day

— WORKING TO SERVE YOU! —

**November 2, 2019 • 10AM-1PM**

**Eisenhower Regional Recreation Center (3560 Buena Vista Blvd.)**

2 FREE Shuttle pickup and drop off locations (Ticket Required - visit website for details)

• La Hacienda Recreation Center • Laurel Manor Recreation Center

**Over 70 agencies • State of Florida  
Lake, Sumter & Marion Local Governments**



**Learn all about your local, state and federal government agencies.  
Gather information and have your questions answered by the experts!**

[www.DistrictGov.org](http://www.DistrictGov.org) | (352) 753-4508

**The Villages®**  
Community Development Districts



# Did You Know??

The Villages®  
Community Development Districts  
Recreation & Parks





## Recreation & Parks News

Looking for a digital copy of the Recreation & Parks News? It's now easier to find! Look for the quick link below on either the main page of [www.DistrictGov.org](http://www.DistrictGov.org) or on the Recreation & Parks page.



## Smoke & Vape Free Zone

The Smoke & Vape Free Zone policy establishes a Smoke & Vape Free Zone prohibiting smoking within a minimum of 25 feet from any entrance to recreation center buildings.



**Public welcome. Come out and cheer for your friends and neighbors!**

<b>FRIDAY 10/18</b> Men's and women's games begin at Saddlebrook and Buffalo Glen Softball Complex	<b>SATURDAY 10/19</b> Men's and women's games continue at Saddlebrook and Buffalo Glen Softball Complex	<b>SUNDAY 10/20</b> Men's and women's championship game at Buffalo Glen Softball Complex
---	--	---

Games start at 8:00a.m.  
For more information call 352-259-5377 or visit [www.DistrictGov.org](http://www.DistrictGov.org)

The Villages®  
Recreation & Parks

© 2019 Villages Center Community Development District. All Rights Reserved.



**100 TABLES PER VENUE!**  
**9a.m.-2p.m.**  
**At Savannah, Laurel Manor & Colony Cottage**

**FALL  
Craft  
SHOW**  
**Saturday, October  
19**

Cross Stitch | Embroidery | Quilting | Pottery  
Carpentry | Calligraphy | Card Making  
Basket Weaving | Decoupage | Pressed Flowers  
Bead Work | Stained Glass and Glass Fusion

For more information visit [www.DistrictGov.org](http://www.DistrictGov.org) or call 352-753-1716

The Villages®  
Recreation & Parks

© 2019 Villages Center Community Development District. All Rights Reserved.

# Did You Know??

On Wednesday, October 9, 2019, the Early Learning Center received a visit from the Fire Prevention team to discuss fire safety. Sparky the Fire Dog also made an appearance. All photos are courtesy of Sheldon Levi.



# Did You Know??

## Seniors vs. Crime

Seniors vs. Crime, a project of the Florida Attorney General's Office, is available to assist all Floridians in resolving disputes of any nature. Seniors vs. Crime also has a speaker's bureau. Any social, civic, religious or community service organization can get a speaker for their meetings to discuss scam awareness and avoidance. Visit or contact any office for personal assistance or to arrange for a speaker.

- The Marion County office is located in the Marion County Sheriff's Office at 8230 Mulberry Lane in The Villages. They are open Tuesdays and Wednesday from 10 a.m. to 2 p.m. They can be reached at 352-753- 7775.
- The Sumter County office is located in the Sumter County Sheriff's Office at 8035 County Road 466 in the Sumter County Villages Annex. They are open Mondays, Tuesdays, Wednesdays and Thursdays from 10 a.m. to 2 p.m. They can be reached at 352-689-4600, ext. 4606.
- The Wildwood Office is located in the Wildwood Police Department Annex next to Barnstorm Theater at 2722 Brownwood Blvd. at Brownwood Paddock Square. They are open Mondays, Tuesdays and Wednesdays from 10 a.m. to 1 p.m. They can be reached at 352-750-1914.
- The Fruitland Park location can be found at 3000 Moyer Loop. They are open Tuesday from 10 a.m. to 2 p.m. They can be reached at 352-674-1882.



# OWN SECURE PROTECT

# IT.

OCTOBER 2019  
National Cybersecurity  
Awareness Month  
#BeCyberSmart

## “OWN IT.”

Understand your digital profile. Internet-based devices are present in every aspect of our lives: at home, school, work, and on the go. Constant connection provides opportunities for innovation and modernization, but also presents opportunities for potential cybersecurity threats that can compromise your most important personal information. Understand the devices and applications you use every day to help keep you and your information safe and secure.

## “SECURE IT.”

Secure your digital profile. Cybercriminals are very good at getting personal information from unsuspecting victims, and the methods are getting more sophisticated as technology evolves. Protect against cyber threats by learning about security features available on the equipment and software you use. Apply additional layers of security to your devices – like Multi-Factor Authentication – to better protect your personal information. **Topics:** Creating Strong Passwords • Multi-Factor Authentication • Ecommerce • Zero Trust • Protecting Against Phishing

## “PROTECT IT.”

Maintain your digital profile. Every click, share, send, and post you make creates a digital trail that can be exploited by cybercriminals. To protect yourself from becoming a cybercrime victim you must understand, secure, and maintain your digital profile. Be familiar with and routinely check privacy settings to help protect your privacy and limit cybercrimes.

**Topics:** Researching and Assessing Your Digital Profile • “Cyber Hygiene” • Physical Security and Cybersecurity Comparison



## DID YOU KNOW?

- 64% of U.S. adults have noticed or been notified of a major data breach affecting their sensitive accounts or personal data.
- Roughly half of Americans (49%) feel that their personal information is less secure than it was five years ago.
- 58% of Americans age 50 and older are more likely to feel that their personal information has become less safe in recent years: 58% of Americans in this age group express this opinion.
- 69% of consumers believe companies are vulnerable to hacks and cyberattacks.

## SIMPLE TIPS TO OWN IT.

### • **Double your login protection.**

Enable multi-factor authentication (MFA) to ensure that the only person who has access to your account is you. Use it for email, banking, social media, and any other service that requires logging in. If MFA is an option, enable it by using a trusted mobile device, such as your smartphone, an authenticator app, or a secure token—a small physical device that can hook onto your key ring.

### • **Shake up your password protocol.**

According to NIST guidance, you should consider using the longest password or passphrase permissible. Get creative and customize your standard password for different sites, which can prevent cyber criminals from gaining access to these accounts and protect you in the event of a breach. Use password managers to generate and remember different, complex passwords for each of your accounts.

• **Be up to date.** Keep your software updated to the latest version available. Maintain your security settings to keeping your information safe by turning on automatic updates so you don't have to think about it, and set your security software to run regular scans.

### • **If you connect, you must protect.**

Whether it's your computer, smartphone, game device, or other network devices, the best defense against viruses and malware is to update to the latest security software, web browser, and operating systems. Sign up for automatic updates, if you can, and protect your devices with anti-virus software.

For more information about connecting with confidence visit:

<https://niccs.us-cert.gov/national-cybersecurity-awareness-month-2019>


OWN IT. SECURE IT. **PROTECT IT.** 

2019 National Cybersecurity Awareness Month  
#BeCyberSmart

OWN  
SECURE  
PROTECT

IT.

OCTOBER 2019  
National Cybersecurity  
Awareness Month  
#BeCyberSmart



## SOCIAL MEDIA CYBERSECURITY

Now more than ever, consumers spend increasing amounts of time on the Internet. With every social media account you sign up for, every picture you post, and status you update, you are sharing information about yourself with the world. How can you be proactive to stay safe online and, “Own IT. Secure IT. Protect IT.”? #BeCyberSmart and take these simple steps to connect with confidence and safely navigate the social media world.

### DID YOU KNOW?

- 3.48 billion people worldwide now use social media worldwide. That’s an increase of 9% from 2018. Put another way: 45% of the total world population are using social networks.<sup>1</sup>
- Digital consumers spend nearly 2.5 hours on social networks and social messaging every day.<sup>2</sup>
- 69% of U.S. adults use at least one social media site<sup>3</sup> and the average American has 7.1 social media accounts.<sup>4</sup>

### SIMPLE TIPS TO OWN IT.

- **Remember, there is no ‘Delete’ button on the Internet.** Share with care, because even if you delete a post or picture from your profile seconds after posting it, chances are someone still saw it.
- **Update your privacy settings.** Set the privacy and security settings to your comfort level for information sharing. Disable geotagging, which allows anyone to see where you are—and where you aren’t—at any given time.
- **Connect only with people you trust.** While some social networks might seem safer for connecting because of the limited personal information shared through them, keep your connections to people you know and trust.
- **Never click and tell.** Limit what information you post on social media—from personal addresses to where you like to grab coffee. What many people don’t realize is that these seemingly random details are all that criminals need to know to target you, your loved ones, and your physical belongings—online and in the real world. Keep Social Security numbers, account numbers, and passwords private, as well as specific information about yourself, such as your full name, address, birthday, and even vacation plans. Disable location services that allow anyone to see where you are—and where you aren’t—at any given time. Read the Social Media Cybersecurity Tip Sheet for more information.
- **Speak up if you’re uncomfortable.** If a friend posts something about you that makes you uncomfortable or you think is inappropriate, let him or her know. Likewise, stay open-minded if a friend approaches you because something you’ve posted makes him or her uncomfortable. People have different tolerances for how much the world knows about them, and it is important to respect those differences. Don’t hesitate to report any instance of cyberbullying you see.
- **Report suspicious or harassing activity.** Work with your social media platform to report and possibly block harassing users. Report an incident if you’ve been a victim of cybercrime. Local and national authorities are ready to assist you.

For more information about connecting with confidence visit: <https://nlccs.us-cert.gov/national-cybersecurity-awareness-month-2019>

<sup>1</sup> Kemp, Simon. “Digital 2019: Global Digital Overview.” DataReportal. January 30, 2019. <https://datareportal.com/reports/digital-2019-global-digital-overview>.

<sup>2</sup> Gwi. “Latest 2019 Social Media User Trends Report.” GlobalWebIndex. 2019. <https://www.globalwebindex.com/reports/social>.

<sup>3</sup> Newberry, Christina. “130 Social Media Statistics That Matter to Marketers in 2019.” Hootsuite Social Media Management. March 13, 2019. <https://blog.hootsuite.com/social-media-statistics-for-social-media-managers/>.

<sup>4</sup> Ibid.



Wednesday, October 9, 2019

## HEALTH OFFICIALS ISSUE MOSQUITO-BORNE ILLNESS ADVISORY

**Contact:**

Megan McCarthy  
Megan.McCarthy@flhealth.gov  
352-569-3134



**Bushnell, Fla.**—The Florida Department of Health in Sumter County (DOH-Sumter) and Sumter County Mosquito Control are advising residents of an increase in mosquito-borne disease activity in areas of Sumter County.

Sumter County Mosquito Control has increased mosquito prevention and surveillance efforts, however, taking personal safety measures can help you and your pets avoid irritating mosquito bites and prevent mosquito-borne infectious diseases.

Avoid being bitten by mosquitoes by taking the following precautions:

**DRAIN standing water to stop mosquitoes from multiplying.**

- Drain water from garbage cans, house gutters, buckets, pool covers, coolers, toys, flower pots or any other containers where sprinkler or rain water has collected.
- Discard old tires, drums, bottles, cans, pots and pans, broken appliances and other items that aren't being used.
- Empty and clean birdbaths and pet's water bowls at least once or twice a week.
- Protect boats and vehicles from rain with tarps that don't accumulate water.
- Maintain swimming pools in good condition and appropriately chlorinated. Empty plastic swimming pools when not in use.

**COVER skin with clothing or repellent.**

- Clothing - Wear shoes, socks, and long pants and long-sleeves. This type of protection may be necessary for people who must work in areas where mosquitoes are present.
- Repellent - Apply mosquito repellent to bare skin and clothing.
  - Always use repellents in accordance with the label instructions. Repellents with DEET, picaridin, oil of lemon eucalyptus, para-methane-diol, and IR3535 are effective.
  - Use mosquito netting to protect children younger than 2 months old.

**Tips on Repellent Use**

- Always read label directions carefully for the approved usage before you apply a repellent. Some repellents are not suitable for children.
- Products with concentrations of up to 30 percent DEET (N, N-diethyl-m-toluamide) are generally recommended. Other U.S. Environmental Protection Agency-approved repellents contain picaridin, oil of lemon eucalyptus, para-

methane-diol, or IR3535. These products are generally available at local pharmacies. Look for active ingredients to be listed on the product label.

- Apply insect repellent to exposed skin, or onto clothing, but not under clothing.
- In protecting children, read label instructions to be sure the repellent is age-appropriate. According to the Centers for Disease Control and Prevention (CDC), mosquito repellents containing oil of lemon eucalyptus should not be used on children under the age of three years. DEET is not recommended on children younger than two months old.
- Avoid applying repellents to the hands of children. Adults should apply repellent first to their own hands and then transfer it to the child's skin and clothing.
- If additional protection is necessary, apply a permethrin repellent directly to your clothing. Again, always follow the manufacturer's directions.

**COVER doors and windows with screens to keep mosquitoes out of your house.**

- Repair broken screening on windows, doors, porches, and patios.

For more information on what repellent is right for you, consider using the Environmental Protection Agency's search tool to help you choose skin-applied repellent products:

<http://cfpub.epa.gov/oppref/insect/#searchform>.

\*\*\*

**About the Florida Department of Health**

The department works to protect, promote and improve the health of all people in Florida through integrated state, county and community efforts.

Follow us on Twitter at [@HealthyFla](#) and on [Facebook](#). For more information about the Florida Department of Health please visit [www.FloridaHealth.gov](http://www.FloridaHealth.gov).

**About the Sumter County Mosquito Control Division**

The Mosquito Control Division mission is to achieve and maintain levels of arthropod control as well as protect human health and safety and foster the quality of life of the people, promote the economic development of the County, and facilitate the enjoyment of its natural attractions by reducing the number of pestiferous and disease carrying arthropods.

For more information about the Mosquito Control Division, please visit <https://www.sumtercountyfl.gov/193/Mosquito-Control>.



# Information Provided By SECO



## KEEP IT CLEAR – WE WORK HERE

SECO personnel routinely perform work on transformers and meters on members' property. Field employees find it challenging to safely access padmount transformers and underground facilities when shrubs or fencing have been placed surrounding the front and sides of the equipment. The clearance zone is 10 feet in front and 3 feet on the sides and back of equipment. On meters, SECO needs unobstructed access to read the face and perform work safely. In maintenance and outage situations, the obstacles cause the work to take longer than necessary and most important, pose safety risks to our employees and can cause readings to be estimated rather than actual - resulting in an inaccurate electric bill.

Per our Terms & Conditions, these obstructions are simply unacceptable, and SECO is taking a firm stand on such violations. To raise awareness the co-op developed a new communications campaign called [Keep It Clear – We Work Here](#). The campaign renews SECO Energy's commitment to employee safety in the field.

Keep fences, shrubs and other lawn ornaments at least 10 feet away from the front of the transformer and three feet away from the back and the sides. Open gates, clear obstructions and relocate animals that restrict SECO access to metering equipment. Trim landscaping that blocks the meter face. If SECO is unable to obtain a clear view of the meter and record an accurate meter reading, the member may receive an estimated (and inaccurate) bill for that reading cycle.

In the spirit of customer service, SECO has practiced diplomacy and patience with members who have refused to comply with our safe clearance requirements. The Keep it Clear campaign changes our approach. Unimpeded, safe access to SECO's transformers and metering equipment is a necessity.

As SECO personnel conduct equipment audits across our service territory, members with equipment obstructions on their property will be required to clear the obstructions or trim the landscaping that impedes SECO personnel's safe access. The Keep it Clear campaign provides affected members with letters, door hangers, emails and other notifications advising of the need for obstruction removal. If those notices are ignored, disconnection of service is a last resort but a step that will be taken in extreme cases.

## Information Provided by...



Please join us for the third interactive Solid Waste Workshop presented by the North Sumter County Utility Dependent District (NSCUDD) and Jacobs, formerly CH2M, the waste hauler for Districts 1 – 11 on Wednesday, October 23, 2019 at The Savannah Center from 9:00 to 12:00!

The first workshop provided information on the District's current Solid Waste and Recycling Program, and the need to develop a Solid Waste Management Plan, as well as the state of the industry and the impacts this has on our current program. China and other Asian countries have placed policies and restrictions on the import of recyclables and which is impacting recycling throughout the world.

The second workshop recapped what we learned in the first along with additional information on the methods of solid waste disposal, as well as the rising costs. With the use of electronic survey clickers a series of questions were asked of the attendees and the results stated that the majority feels there is no need to change the solid waste collection process and are very satisfied with the service that is provided. The participants also indicated a willingness to pay slightly more per month to maintain the current solid waste and recycling program.

During the third workshop, alternative waste management options, options for waste disposal, and the associated costs will be presented followed by asking for additional input from the attendees. The District and Jacobs appreciate the participation and suggestions we have received so far and look forward to meeting with you again in October. The information from the previous workshops can be found on the District website at [www.DistrictGov.org](http://www.DistrictGov.org).



**North Sumter County  
UTILITY  
Dependent District**

## Information Provided by...



### ARCHITECTURAL REVIEW COMMITTEE

Is seeking a **primary** and **alternate** volunteer committee member for Village Community Development District No. 1

Village Community Development District No. 1 (District 1) is seeking a primary representative and an alternate representative on the Architectural Review Committee (ARC).

The **primary applicant** must be a full time resident of District No. 1 and have lived in The Villages for at least one year.

The **alternate applicant** must be a full time resident of District No. 1 and have lived in The Villages for at least one year. This position requires attendance at the ARC meeting every week for the first four (4) weeks and once every month thereafter.

Candidates are recommended to have education and/or experience in any of the following areas: architecture, ability to read site plans, residential/commercial construction, building management, deed restricted communities, landscaping, county code enforcement, etc; however, this is not required. The Committee meets weekly, on Wednesdays, for approximately 4 hours (8:00 a.m. until noon).

If you are interested in becoming a primary or alternate volunteer representative for District No. 1, please contact the Community Standards Department at 751-3912.

## Information Provided by...



### **ARCHITECTURAL REVIEW COMMITTEE**

Is seeking an **alternate** committee member for  
Village Community Development District No. 3

Village Community Development District No. 3 (District 3) is seeking an alternate member to serve on the Architectural Review Committee.

The applicant must be a full time resident of District 3 and have lived in The Villages for at least one year. Candidates are recommended to have education and/or experience in any of the following areas: architecture, ability to read site plans, residential/commercial construction, building management, deed restricted communities, landscaping, county code enforcement, etc; however, this is not required. The Committee meets weekly, on Wednesdays, for approximately 4 hours (8:00 a.m. until 12:00 p.m.).

The required attendance for the alternate member is to attend an Architectural Review Committee meeting each week for four (4) weeks and then monthly thereafter. If you are interested in becoming an alternate member on the Architectural Review Committee, applications are available on the District's website, [www.DistrictGov.org](http://www.DistrictGov.org) and at the Community Standards Department, 984 Old Mill Run, The Villages, Florida. The deadline for submitting applications is 5:00 p.m. on October 24, 2019.

Sumter County Public Works  
**Household Electronics & Hazardous Waste**  
**Mobile Collection**

**Saturday**  
**November 2, 2019**  
**9 AM to 3 PM**

located at the

**Lake Okahumpka Park**  
6085 E. SR 44, Wildwood 34785

What to bring:

- Automotive fluids
- Automotive batteries
- Cleaners
- Fertilizers
- Fluorescent lamps and Mercury containing devices
- Fungicides
- Wood preservatives
- Herbicides
- Rechargeable household batteries
- Household electronics (TVs, VCRs, computers, etc.)
- Latex & oil based paints
- Paint removers
- Paint thinners
- Pesticides
- Pool chemicals
- Solvents
- Smoke detectors
- Propane tanks (25lbs)

What not to bring:

- Biological/Infectious waste
- Explosives
- Radioactive waste
- Empty paint cans

**HOW TO PACKAGE AND TRANSPORT CHEMICALS**

- (1) Do NOT mix chemicals together.
- (2) Keep products in original labeled containers if possible.
- (3) Place containers into cardboard boxes to prevent breakage.
- (4) Place leaky container in clear plastic bag and transport in box with newspaper.
- (5) Put boxes in trunk or in back of vehicle away from passengers.

Businesses may arrange for drop off and payment by



For more information on this and other mobile collections,  
contact Sumter County Public Works at 352-689-4400.