

Contact Us:

**Customer Service**  
**(352) 753-4508**

**Administration**  
**(352) 751-3939**

**Budget**  
**(352) 674-1920**

**Community Standards**  
**(352) 751-3912**

**Community Watch**  
**(352) 753-0550**

**Property Management**  
**(352) 753-4022**

**Finance Customer Service**  
**(352) 750-0000**

**Human Resources**  
**(352) 674-1905**

**Public Safety**  
**(352) 205-8280**

**Purchasing**  
**(352) 751-6700**

**Recreation Administration**  
**(352) 674-1800**

**Risk Management**  
**(352) 674-1828**

**Utility Operations**  
**(352) 751-3939**

## District Weekly Bulletin



### CDD Orientation

This valuable program is held each Thursday at 10:00 a.m. at the District office located at 984 Old Mill Run in Lake Sumter Landing. For additional information, please contact the District Customer Service Center at 352-753-4508.

**\*\*Due to Thanksgiving, CDD Orientation is cancelled  
Thursday, November 28, 2019.\*\***



**The following facilities will be temporarily closed or have scheduled maintenance:**

⇒ **Paradise Recreation Center**

The Paradise Recreation Center will be closed for maintenance November 30th.

⇒ **Paradise Dog Park**

The Paradise Dog Park will be closed for maintenance December 16th through December 20th.

⇒ **Chatham Recreation Center**

The Chatham Recreation Center will be closed for cleaning on December 14th.

⇒ **Lake Miona Recreation Center**

The Lake Miona Recreation Center will be closed for maintenance November 25th through December 6th.

⇒ **Sterling Heights Recreation Center**

The Sterling Heights Recreation Center will be closed for maintenance on December 8th.

⇒ **Fish Hawk Recreation Center**

The Fish Hawk Recreation Center will be closed for maintenance on December 1st.

⇒ **Burnsed Recreation Center**

The Burnsed Recreation Center will be closed for maintenance on December 8th.

⇒ **Eisenhower Recreation Center**

The Eisenhower Recreation Center will be closed for maintenance on December 1st.

⇒ **Atlas Dog Park**

The Atlas Dog Park will be closed for maintenance December 9th through December 13th.

# Frequently Asked Questions and Answers



Submit Feedback,  
Inquiry, or Concern

## The Villages®

Community Development Districts

### Finance

#### **Did you know that there are several ways to pay your VCDD Utilities & Amenities bill?**

**Automatic Withdrawal**- When you receive your statement, turn it over, sign and date the back where it says, “Make this my last check payment” and send it in with your monthly payment. We will take the banking information right off of the check you made payment with and your bill will be paid automatically on the due date printed on each statement, going forward. You can also request an Automated Clearing House (ACH) form to complete and return with a void check if you do not have a bill handy. With this eco-friendly payment option, no return envelope is provided and no resources are utilized to return a physical payment to us. If you also elect to receive your bill via email, your carbon footprint will be reduced even further!

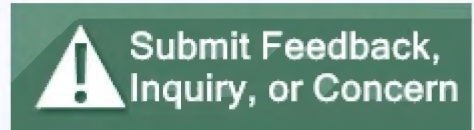
**Online**- By visiting [www.DistrictGov.org](http://www.DistrictGov.org), you can make payments by following the following steps. This payment type is processed through a 3<sup>rd</sup> party, Point & Pay, who will charge a nominal fee for processing the payment (\$1.00 for an e-check or 2.3% for a credit/debit card payment). You can sign up for recurring payments with this vendor that will allow you to choose the date that your payment is processed every month.

Follow the steps below:

- [www.DistrictGov.org](http://www.DistrictGov.org)
- How Do I?
- Pay my amenities/utilities bill
- Point & Pay On-line Payment Service
- Search for your account (by either name, address or account number)
- Your name (in the search results)

From here, you can either set up reoccurring payments through Point and Pay or make a one-time payment.

# Frequently Asked Questions and Answers



## The Villages® Community Development Districts Finance

**Mail:** Checks made payable to your utility can be mailed to 984 Old Mill Run, The Villages, FL. 32162.

**Drop Box:** Every postal station has a drop box, labeled Utilities & Amenities, where you can drop your payment in the slot with the envelope provided (no stamp required). This is picked up and received daily Monday—Friday between 5:00 am and 10:00am.

**Phone:** Please call 866-666-5661 for an Interactive Voice Response (IVR) that is available 24 hours per day. You can also call 352-750-0000 Monday – Friday from 8:00am—5:00pm. For both phone numbers, \$1 for e-check or 2.3% for credit/debit card charges will apply.

**In Person:** A representative is available Monday through Friday from 8:00 am to 5:00 pm to accept payments of either cash or check and answer all billing questions at the following locations:

- 984 Old Mill Run, The Villages, FL 32162 (enter in the breezeway next to Starbucks at Lake Sumter Landing)
- 4856 Morse Blvd, The Villages, FL 32163 (located at The Villages Public Safety Station 47).

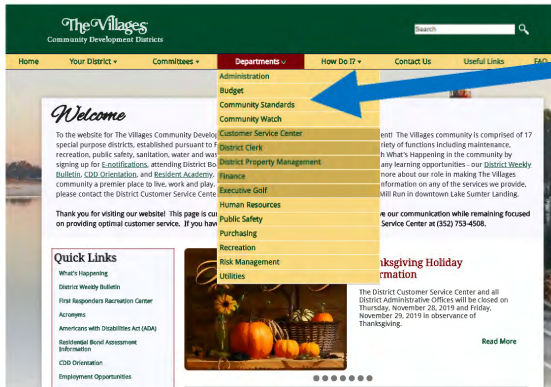




Did you know you can find the upcoming Architectural Review Committee Agendas online?

Visit www.DistrictGov.org.

Click on Departments and then Community Standards.



Quick Links

- Community Standards Home
- Department Staff
- Forms & Publications
- District Adopted Rules
- Architectural Review Committee
- Architectural Review Manuals
- Deed Compliance
- Download Your Declaration of Restrictions
- Department FAQ

From the left hand side of the screen, under Quick Links, click on Architectural Review Committee.

Quick Links

- Committees Home
- Architectural Review Committee
- Public Meeting Notices and Results
- Committee Members
- Community Standards Home
- Forms and Publications
- Meeting Information

From the left hand side of the screen, under Quick Links, click on Meeting Notices and Results.

You can find the upcoming agenda on the top line.

Meeting Date	Meeting Type	Meeting Location	Online Agenda
11/27/19	Architectural Review Committee	Large Conference Room	

# Thanksgiving Holiday Information

The District Customer Service Center and all District administrative offices will be closed on Thursday, November 28, 2019 and Friday, November 29, 2019 in observance of Thanksgiving. We will resume normal business hours on Monday, December 2nd. In addition, the following cancellation will take place:

- CDD Orientation is cancelled on Thursday, November 28th.

If you have any questions or would like additional information, please contact the District Customer Service Center at (352) 753-4508.

## Recreation and Parks Holiday Information

All recreation centers, offices, District offices, fitness clubs and boat tours will be closed on Thursday, November 28, 2019. The outdoor facilities and swimming pools will be open for your enjoyment. While the offices will remain closed on Friday, November 29, 2019, the recreation centers and fitness clubs will reopen. Friday, November 29, 2019 through Sunday, December 1, 2019 – Guest ID Card, Trail Fee and Activity registration services will be available from 8 a.m. - 12 p.m. at La Hacienda, Lake Miona, Eisenhower & Rohan Regional Recreation Centers.



## Holiday Sanitation Information

### Village Community Development Districts 1-11

If you live in Village Community Development Districts 1-11 in the Sumter County, Marion County or Fruitland Park portions of The Villages, there will not be sanitation collection on Thursday, November 28, 2019. For those with Thursday trash and/or recycling, collection will occur on **Saturday, November 30th**. Please have your bags out no later than 6:00 a.m. All others will follow your normal collection schedule.

### Village Community Development District No. 12

If your sanitation collection is serviced by Waste Management in District 12, your collection will occur on your next normally scheduled collection day, Friday, November 29, 2019.

If you live in the Lake County portion of The Villages, please contact Lake County Solid Waste at (352) 343-3776 for information on your sanitation schedule.

If you live in the Town of Lady Lake portion of The Villages, trash will be collected on Monday, December 2nd. Recycling will be collected on Thursday, December 5th.

# The Villages®

## Community Development Districts

### **Board Meeting Update**

#### **Meeting Cancellations**

Village Community Development District No. 5 has cancelled their December 2019 monthly meeting. The next meeting will be held on Friday, January 17, 2020 at 8:00 a.m.

Village Community Development District No. 6 has cancelled their December 2019 monthly meeting. The next meeting will be held on Friday, January 17, 2020 at 9:30 a.m.

Village Community Development District No. 9 has cancelled their December 2019 monthly meeting. The next meeting will be held on Thursday, January 16, 2020 at 1:30 p.m.

Village Community Development District No. 10 has cancelled their December 2019 monthly meeting. The next meeting will be held on Thursday, January 16, 2020 at 3:00 p.m.

## Information Provided By



Keep in mind the potential dangers of deep frying a turkey:

- Turkey fryers can easily tip over spilling hot oil across a large area. Use your turkey fryer only outdoors on a sturdy, level surface well away from things that can burn. Make sure to have a "3-foot kid- and pet-free zone" around your turkey fryer to protect against burn injuries.
- An overfilled cooking pot will cause oil to spill over when the turkey is placed inside. Determine the correct amount of oil needed by first placing the turkey in the pot with water.
- A partially frozen turkey will cause hot oil to splatter. Make sure your turkey is completely thawed before you fry it.
- Turkey fryers can easily overheat and start a fire. Check the temperature often with a cooking thermometer so the oil won't overheat.
- The pot, lid and handles of a turkey fryer can get dangerously hot and cause burn injuries. Use long cooking gloves that protect hands and arms when you handle these items.

## Information Provided By


**The Villages®**  
Community Development Districts  
**Utilities**

### Recycling for Thanksgiving

Things to recycle this Thanksgiving:

- Empty food cans, such as used for cranberry sauce, canned yams, canned vegetables, pumpkin pie filling
- Empty jars from turkey gravy, pickles, etc.
- Empty boxes from stuffing mix, instant mashed potatoes, cornbread mix, etc. (Boxes only, no wax inserts)
- Empty plastic bottles and containers from juice, milk, soda, peanut butter, etc.
- Empty aluminum drink containers

As always, please rinse cans, bottles, and containers to remove as much contamination as possible.



Happy Thanksgiving



# Did You Know??



## Weekend Services

Guest ID Card Services, Trail Fees and Activity registration are available 7 days a week:

- Monday – Friday 8:30am – 5pm: All regional recreation centers (Paradise, La Hacienda, Savannah, Mulberry Grove, Laurel Manor, Lake Miona, Colony Cottage, SeaBreeze, Eisenhower, Rohan, Fenney & Everglades)
- Saturday & Sunday 8am-12pm: La Hacienda, Lake Miona, Eisenhower & Rohan Regional Recreation Centers Only

\*\*Starting January 4, 2020, the Saturday & Sunday hours at La Hacienda, Lake Miona, Eisenhower & Rohan Regional Recreation Centers will be 8:30am-12pm. \*\*

**Weekend Services will begin at the new Everglades Recreation Complex beginning January 4, 2020 from 8:30 am to 12:00 pm.** To review the Guest ID Policy or obtain additional information, please visit <https://www.districtgov.org/departments/Recreation/GuestGuidelines.aspx> .

## Everglades Recreation Complex

All meeting rooms and outdoor courts at the Everglades Recreation Complex are available all day, every day for open play now through December 31, 2019. Regularly scheduled activities will begin in January 2020.

## Holiday Sights & Sounds Week

COME OUT AND ENJOY THE HOLIDAY DECORATIONS AND MUSIC AT THESE REGIONAL RECREATION CENTERS DURING THE DAILY EVENTS TO QUALIFY FOR A SPECIAL HOLIDAY ORNAMENT. PLEASE BRING YOUR RESIDENT ID CARD AND "SIGHTS AND SOUNDS POSTCARD" WHEN VISITING EACH FACILITY.

MONDAY, DEC. 9	TUESDAY, DEC. 10	WEDNESDAY, DEC. 11	THURSDAY, DEC. 12	FRIDAY, DEC. 13
<b>La Hacienda</b> Sounds of Scotland (3pm-4pm)	<b>Rohan</b> Windsong Flute Choir (Noon-1pm)	<b>SeaBreeze</b> LaLi Pops (10am-11am)	<b>Laurel Manor</b> String Ensemble (11am-noon)	<b>Savannah</b> Bells of St. Timothy's (Noon-1pm)

FOR MORE INFORMATION CALL 352-753-1716 or visit [www.DistrictGov.org](http://www.DistrictGov.org)

© 2019 Villages Center Community Development Districts. All Rights Reserved.

## Information Provided...

**The Villages®**  
Community Development Districts  
**Recreation & Parks**



### **The Villages 2019 Christmas Parade**

The Villages 2019 Christmas Parade sponsored by the District Recreation & Parks Department will be held on Saturday, December 14, 2019 at The Villages Polo Fields. The gates will open at 10:00 a.m. for spectators and the parade will begin at 12:00 p.m. We ask that golf cars cross over Buena Vista Boulevard via the roadway at the Southern Trace intersection rather than using the golf cart tunnel. Sumter County Sheriff's Deputies will be on location to monitor and assist with traffic control. All vehicles will enter the complex utilizing the North Gates. Please use caution in this area and adhere to all safety measures that event personnel have established to ensure all participants enjoy the event.

Please be aware there may be some traffic congestion at the Polo Ridge Postal Station during the event hours of 10:00 a.m. – 2:00 p.m.

Free shuttle service will be available beginning at 9:15 a.m. from Laurel Manor and Savannah Recreation Centers. Bring your own chairs or blankets and be prepared to walk into the polo complex as parking will be limited.

This event is free and open to the public. Make it a great day and bring your friends and family to enjoy all of the fun and excitement the parade has to offer. Please refer to the Daily Sun or the District website, [www.DistrictGov.org](http://www.DistrictGov.org), for further information. If you have any questions, please call Lisa Parkyn at 352-753-1716. We hope to see you there.

**The Villages®**  
**Christmas Parade**  
JOIN YOUR NEIGHBORS AND CELEBRATE THE SEASON  
December 14, 2019 | The Villages Polo Field **IOAM-IPM**  
For more information call 352-753-1716 or visit [www.DistrictGov.org](http://www.DistrictGov.org) **The Villages®**  
Recreation & Parks

# Information Provided by...



## HOLIDAY DECORATION POLICY

**OVERVIEW:** The District Boards have adopted a Holiday Decoration Policy to allow Gate Houses and Village / Villa entry sign walls to be decorated by resident groups. This excludes postal stations. All decorations must be approved prior to installation. Residents must submit a design to District Property Management at 1071 Canal Street in Lake Sumter Landing. After receiving an approval, decorations can be installed no earlier than December 1, 2019. You may also contact District Property Management at (352) 753-4022 for additional information.

### **Specifications for Village/Villa Entry Wall Decorations:**

- ⇒ Green garland, green wreaths (maximum 3' in width, not to obscure sign wall lettering) and red bows are acceptable decorations.
- ⇒ Only wire, rope or cord can be used to display holiday decorations from entry walls.
- ⇒ No nails, screws, tape or any other material that would break, peel or penetrate the surface, lights (electric or battery), statues or colored ribbon other than red are permitted.

### **Specifications for Gate House Decorations:**

- ⇒ One green wreath with a red bow (maximum 3' in width) may be placed on the entrance and exit side of the Gate House.
- ⇒ No nails, screws, tape or any other material that would break, peel or penetrate the surface, or lights (electric or battery) are permitted.





**Thank You!**

**The Villages®**  
Community Development Districts  
**Executive Golf**

As we head into the winter season after a busy summer of renovations, projects and course rehabilitation, we are happy to announce that all 36 District Executive golf courses are open and ready to be enjoyed by residents and guest! Thank you for your patience during these closures. Happy Golfing!





# Construction Update

## The Villages® Community Development Districts Property Management

### **The Villages Public Safety Department Fire Station #40 located at 2455 Parr Drive:**

Phase 2, the renovation of the existing structure, is well under way. The mechanical, electrical and plumbing rough-ins are complete and the sheetrock wall covering is near completion. The new fitness equipment has arrived and the Firefighters are enjoying the new gym.



### **District Field Ops Facility for District Property Management (DPM), Community Watch and South Sumter Utilities (SSU) located at 4890 Morse Boulevard:**

The building is nearing completion. Staff is preparing to occupy the building mid-January.





# The Villages®

Community Development Districts

## Risk Management



The holiday season is here! No matter what you celebrate, we're excited to share in the holiday spirit. It's easy to get caught up in the festivities, and while you're busy decorating the house, safety may be one of the last things on your mind. Mishaps send about 250 people to the ER daily, with falls, cuts and back strains topping the list of injuries. To ensure you have a safe, healthy, and happy holiday season with your friends and family, here are some tips to keep in mind as you deck out your home:

- 1. Keep live trees away from heat sources.** Place your tree away from fireplaces and heaters, and keep a fire extinguisher near your tree. Live trees are highly flammable due to needles and sap.
- 2. Hydrate your tree.** A dried-out tree can catch fire faster than one that has been properly watered. Check the water level every other day to ensure proper hydration. Starting with a green tree is one way to keep it from drying out so quickly.
- 3. Fake it!** If you buy an artificial tree, make sure it's labeled "fire resistant." Fire-resistant trees are less susceptible to catching fire.
- 4. Don't burn wrapping paper in the fireplace.** Paper can catch fire very quickly and can cause flash fires. Instead, recycle (or better yet, reuse!) your wrapping paper.
- 5. Work as a team.** When stringing lights and decorations above your normal reach, make sure you use a proper ladder with someone supporting the base.



**6. Double-check your lights for safety.**

Replace any lights with frayed wires, broken sockets, and loose connections.

**7. Power down before you turn in.**

Turn off all lights when you go to bed and before leaving the house to avoid a short that could start an electrical fire.

**8. Prevent electrical cord damage.** Don't mount lights in a way that might damage the cords and avoid using nails or tacks. Use hooks or insulated staples instead.

**9. Secure candles.** Keep candles on a sturdy base to prevent tipping. Never leave a lit candle unattended. Flameless, battery operated candles are a preferred alternative!

**10. Use unbreakable ornaments.**

If you have fragile ornament, place them out of reach from pets and kids.

**11. Skip the fake food.**

Avoid decorations that look like candy or food if you have young children or pets in the house.

**12. Beware of poisonous plants.**

While festive, poinsettias are poisonous when eaten, so keep them out of reach of kids and pets, or use artificial flower decorations as an alternative!

**13. Get help.** If it seems too heavy, the best way to avoid injury is to get help from a machine or another person(s).

**14. Bend at the knees; not your waist.** Bending at the knees shifts the weight of the object you are lifting from your low back (small postural muscles) to your gluteal (buttock) muscles, quadriceps and hamstrings, which are stronger power muscles.

**15. Remember to have fire extinguishers in your homes** and make sure to know the difference in classes. Type ABC Extinguishers can put out all three classes of fires. Class A for trash, wood, and paper. Class B for liquids and gases, and Class C for energized electrical sources.

Tips by <https://www.onemedical.com/blog/live-well/holiday-safety-tips>





# Did you know???

## Mosquito Control

Did you know that mosquito control falls under the purview of the county in which you reside? If you have questions or concerns about mosquitos in your area, please contact your county office:

- **Sumter County—(352) 689-4400**
- **Lake County—(352) 343-9682**
- **Marion County—(352) 671-8400**

Tips from the U.S. Department of Health and Human Services on mosquito prevention can be found on the following pages.

## Mosquito Bite Prevention (United States)

Not all mosquitoes are the same. Different mosquitoes spread different viruses and bite at different times of the day.



### Type of Mosquito

*Aedes aegypti*,  
*Aedes albopictus*

### Viruses spread

Chikungunya,  
Dengue, Zika

### Biting habits

Primarily daytime, but  
can also bite at night



*Culex* species

West Nile

Evening to morning

## Protect yourself and your family from mosquito bites

### Use insect repellent

Use an Environmental Protection Agency (EPA)-registered insect repellent with one of the following active ingredients. When used as directed, EPA-registered insect repellents are proven safe and effective, even for pregnant and breastfeeding women.

### Active ingredient

Higher percentages of active ingredient provide longer protection

DEET

Picaridin (known as KBR 3023 and icaridin outside the US)

IR3535

Oil of lemon eucalyptus (OLE) or para-menthane-diol (PMD)

2-undecanone



Find the insect repellent that's right for you by using EPA's search tool\*.

\* The EPA's search tool is available at: [www.epa.gov/insect-repellents/find-insect-repellent-right-you](http://www.epa.gov/insect-repellents/find-insect-repellent-right-you)



U.S. Department of  
Health and Human Services  
Centers for Disease  
Control and Prevention



## Protect yourself and your family from mosquito bites *(continued)*



- ◆ Always follow the product label instructions.
- ◆ Reapply insect repellent every few hours, depending on which product and strength you choose.
  - » Do not spray repellent on the skin under clothing.
  - » If you are also using sunscreen, apply sunscreen first and insect repellent second.

### Natural insect repellents (repellents not registered with EPA)

- ◆ The effectiveness of non-EPA registered insect repellents, including some natural repellents, is not known.
- ◆ To protect yourself against diseases like chikungunya, dengue, and Zika, CDC and EPA recommend using an EPA-registered insect repellent.
- ◆ When used as directed, EPA-registered insect repellents are proven safe and effective. For more information: [www2.epa.gov/insect-repellents](http://www2.epa.gov/insect-repellents)

### If you have a baby or child



- ◆ Always follow instructions when applying insect repellent to children.
- ◆ Do not use insect repellent on babies younger than 2 months of age.
- ◆ Dress your child in clothing that covers arms and legs, or
  - ◆ Cover crib, stroller, and baby carrier with mosquito netting.
  - ◆ Do not apply insect repellent onto a child's hands, eyes, mouth, and cut or irritated skin.
    - » Adults: Spray insect repellent onto your hands and then apply to a child's face.
- ◆ Do not use products containing oil of lemon eucalyptus (OLE) or para-menthane-diol (PMD) on children under 3 years of age.

### Treat clothing and gear



- ◆ Treat items such as boots, pants, socks, and tents with permethrin or purchase permethrin-treated clothing and gear.
  - » Permethrin-treated clothing will protect you after multiple washings. See product information to find out how long the protection will last.
  - » If treating items yourself, follow the product instructions.
  - » Do not use permethrin products directly on skin.

### Mosquito-proof your home



- ◆ Use screens on windows and doors. Repair holes in screens to keep mosquitoes outside.
- ◆ Use air conditioning when available.
- ◆ Keep mosquitoes from laying eggs in and near standing water.
  - » Once a week, empty and scrub, turn over, cover, or throw out items that hold water, such as tires, buckets, planters, toys, pools, birdbaths, flowerpots, or trash containers. Check inside and outside your home.

[www.cdc.gov/features/StopMosquitoes](http://www.cdc.gov/features/StopMosquitoes)

**The Villages®**  
Community Development Districts  
Property Management

## **Villa Road Maintenance**

Asphalt rejuvenation applications are scheduled to begin on villa roads in Village Community Development Districts 1 and 4 beginning December 2, 2019. Signs have been placed at the villa entrances that will be impacted by this work. The contractor performing the work will be going door to door the day before, weather permitting, handing out notifications and answering your questions.

Please refrain from using irrigation or washing vehicles during the week of application. The roads need to be dry for the product to be able to soak into the asphalt. There is no reason to park outside your villa or on a different street as the product being used soaks into the asphalt in 60-90 minutes, but may be driven on much sooner if necessary. Please give the product as much time as you can before driving on it to be successful.

We apologize for any inconvenience this may cause and thank you for your cooperation and patience. Please call District Property Management at 352-753-4022 with any questions or the number on the bottom of the flier that will be handed out to you the day before work commences.

- Patio Villas
- Ashleigh Villas
- Morningview Villas
- Sunnyside Villas
- Forsyth Villas
- Legacy West of BVB
- Unit 55



**The Villages®**  
**Community Development Districts**  
**District 11**

**NOTICE OF VACANCIES**  
**VILLAGE COMMUNITY DEVELOPMENT**  
**DISTRICT NO. 11 BOARD OF SUPERVISORS**

The Village Community Development District No. 11 Board of Supervisors is seeking applicants who are interested in filling two (2) vacant seats on the Board:

Seat 2 which was recently vacated due to the resignation of an existing Board Supervisor. The remainder of the existing four (4) year term for the vacated Seat will expire in November 2022

Seat 5 which was recently vacated due to the resignation of an existing Board Supervisor. The remainder of the existing two (2) year term for the vacated Seat will expire in November 2020

Any interested applicants must be a qualified elector which is defined by Florida Statute 190 as "any person at least 18 years of age who is a citizen of the United States, a legal resident of Florida and of the district, and who registers to vote with the Supervisor of Elections in the county in which the district land is located". To obtain additional information or request an application you may contact Jennifer McQueary, District Clerk at (352) 751-3939 or obtain a copy of the application on the [www.DistrictGov.org](http://www.DistrictGov.org) website.

Applications must be submitted to the District Clerk no later than  
5 p.m. on Monday, December 2, 2019  
at the District Office, 984 Old Mill Run, The Villages, Florida.

The Board of Supervisors will interview applicants at their regularly scheduled Board Meeting to be held on Thursday, December 12, 2019 at 11:00 a.m. in the District Office Board Room, 984 Old Mill Run, The Villages, Florida.



## Information Provided by...



### ARCHITECTURAL REVIEW COMMITTEE

Is seeking a **primary** and **alternate** volunteer committee member for Village Community Development District No. 1

Village Community Development District No. 1 (District 1) is seeking a primary representative and an alternate representative on the Architectural Review Committee (ARC).

The **primary applicant** must be a full time resident of District No. 1 and have lived in The Villages for at least one year.

The **alternate applicant** must be a full time resident of District No. 1 and have lived in The Villages for at least one year. This position requires attendance at the ARC meeting every week for the first four (4) weeks and once every month thereafter.

Candidates are recommended to have education and/or experience in any of the following areas: architecture, ability to read site plans, residential/commercial construction, building management, deed restricted communities, landscaping, county code enforcement, etc; however, this is not required. The Committee meets weekly, on Wednesdays, for approximately 4 hours (8:00 a.m. until noon).

If you are interested in becoming a primary or alternate volunteer representative for District No. 1, please contact the Community Standards Department at 751-3912.



## Information Provided by...



### **ARCHITECTURAL REVIEW COMMITTEE**

Is seeking an **alternate** committee member for  
Village Community Development District No. 3

Village Community Development District No. 3 (District 3) is seeking an alternate member to serve on the Architectural Review Committee.

The applicant must be a full time resident of District 3 and have lived in The Villages for at least one year. Candidates are recommended to have education and/or experience in any of the following areas: architecture, ability to read site plans, residential/commercial construction, building management, deed restricted communities, landscaping, county code enforcement, etc; however, this is not required. The Committee meets weekly, on Wednesdays, for approximately 4 hours (8:00 a.m. until 12:00 p.m.).

The required attendance for the alternate member is to attend an Architectural Review Committee meeting each week for four (4) weeks and then monthly thereafter. If you are interested in becoming an alternate member on the Architectural Review Committee, applications are available on the District's website, [www.DistrictGov.org](http://www.DistrictGov.org) and at the Community Standards Department, 984 Old Mill Run, The Villages, Florida.