

**Contact Us:**

**Customer Service**  
**(352) 753-4508**

**Administration**  
**(352) 751-3939**

**Budget**  
**(352) 674-1920**

**Community Standards**  
**(352) 751-3912**

**Community Watch**  
**(352) 753-0550**

**Property Management**  
**(352) 753-4022**

**Finance Customer Service**  
**(352) 750-0000**

**Human Resources**  
**(352) 674-1905**

**Public Safety**  
**(352) 205-8280**

**Purchasing**  
**(352) 751-6700**

**Recreation Administration**  
**(352) 674-1800**

**Risk Management**  
**(352) 674-1828**

**Utility Operations**  
**(352) 751-3939**

# District Weekly Bulletin



## **CDD Orientation**

This valuable program is held each Thursday at 10:00 a.m. at the District office located at 984 Old Mill Run in Lake Sumter Landing. For additional information, please contact the District Customer Service Center at 352-753-4508.



**The following facilities will be temporarily closed or have scheduled maintenance:**

⇒ **Calumet Grove Neighborhood Pool**

The Calumet Grove Neighborhood Pool will be closed for maintenance January 13th through January 26th.

⇒ **Truman Recreation Center Indoor and Outdoor Facilities**

The Truman Recreation Center Indoor and Outdoor Facilities will be closed for parking lot resealing and striping and cleaning on February 1st and February 2nd.

⇒ **Manatee Recreation Center**

The Manatee Recreation Center will be closed for cleaning on January 26th.

⇒ **Rohan Recreation Center**

The Rohan Recreation Center Outdoor Facilities will be closed January 24th and January 25th.

**Information Provided by...**

**Sanibel Gate House and Pinellas Gate House**

Due to District efforts to keep gate house facilities in optimal condition and provide for staff safety, the Sanibel Gate House and Pinellas Gate House will be temporarily closed for maintenance. Entry and Exit lanes will remain open for vehicle access, gate houses will be unstaffed while workers perform this necessary scheduled maintenance. We apologize for the inconvenience. If you have any questions or need additional information, please contact Community Watch at 352-753-0550.

Traffic patterns around the gate house will be temporarily altered. Please use caution passing through the gate house and be alert for crossing golf cart traffic

**Sanibel Gate House**

Closes @ 10:00 AM on Thursday, January 23, 2020

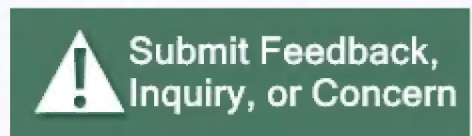
Re-opens @ 12:00 PM on Friday, January 24, 2020

**Pinellas Gate House**

Closes @ 10:00 AM on Friday, January 24, 2020

Re-Opens @ 12:00 PM on Saturday, January 25, 2020

# Frequently Asked Questions and Answers



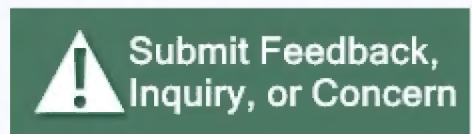
## The Villages®

### Community Development Districts

#### In which District do I reside?

<u>VILLAGE</u>	<u>DISTRICT</u>	<u>VILLAGE</u>	<u>DISTRICT</u>
Alden Bungalows @ Collier	10	Collier	10
Alhambra	2	Country Club Hills	LC
Amelia	6	De Allende	1
Antrim Dells @ Collier	10	De La Vista	1
Ashland	5	De Luna	12
Belle Aire	3	Del Mar	LC
Belvedere	5	DeSoto	12
Bonita	7	Dunedin	10
Bonnybrook	5	Duval	7
Bradford	13	El Cortez	LC
Briar Meadow	4	Fenney	12
BRIDGEPORT @		Fernandina	9
Creekside Landing	8	Gilchrist	9
Cabanas	8	Glenbrook	3
Edgewater Bungalows	6	HACIENDA	
Lake Miona	5	Spanish Spring Villas	LC
Lake Shore Cottages	6	Vista Lago Villas	LC
Lake Sumter	6	Vista Sonoma Villas	LC
Laurel Valley	8	HACIENDA	
Miona Shores	6	Units 7, 8, & 9	1
Buttonwood	8	Hadley	7
Calumet Grove	4	Harmeswood of Belle Aire	2
Caroline	6	Hemingway	7
Charlotte	9	Hickory Head Hammock	1
Chatham	4	Hillsborough	10
Chatham @ Soulliere	4	Hyde Park @ Charlotte	10
Chitty Chatty	13	LaBelle	10

# Frequently Asked Questions and Answers



Community Development Districts

## In which District do I reside?

<u>VILLAGE</u>	<u>DISTRICT</u>	<u>VILLAGE</u>	<u>DISTRICT</u>
Lake Deaton	10	Rio Ponderosa	1
Lake Ridge	8	Rio Ranchero	1
La Reynalda	LC	Sabal Chase	6
Largo	6	Sanibel	9
La Zamora	LC	Santiago	2
Liberty Park	5	Santo Domingo	2
Linden	12	Silver Lake	LC
Lynnhaven	5	Springdale	4
Mallory Square	6	St. Charles	8
Marsh Bend	12	St. James	8
McClure	12	Summerhill	3
Mira Mesa	LC	Sunbury of Glenbrook	3
Mission Hills @ Hacienda	9	Sunset Pointe	5
Monarch Grove	12	Sunset Ridge @ Sunset Pointe	5
Orange Blossom Gardens	LC	Tall Trees	6
Osceola Hills	10	Tamarind Grove	8
Osceola Hills @ Soaring Eagle	10	Tierra Del Sol	1
Palo Alto	1	Valle Verde	LC
Palo Alto - Unit 21 ONLY	2	Virginia Trace	6
Pennecamp	8	Winifred	5
Piedmont	4	Woodbury	4
Pine Hills	11		
Pinellas	9		
Pine Ridge	11		
Poinciana	5		
Polo Ridge	3		
Rio Grande	1		



# Frequently Asked Questions and Answers



Submit Feedback,  
Inquiry, or Concern

## The Villages® Community Development Districts

### **What is a Community Development District and how can I learn about it?**

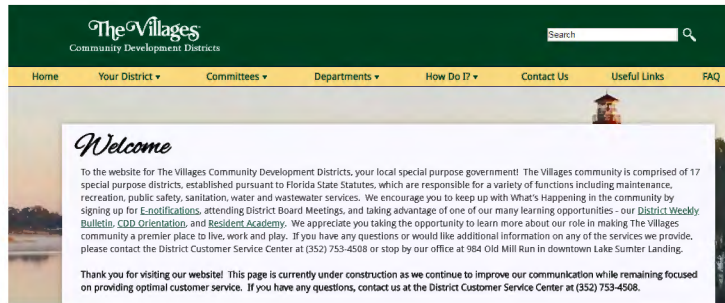
To learn about what a Community Development is, join us for our weekly program “Introduction to your Special Purpose Local Government” informational program. By attending, you will learn how the Districts operate and learn other important community information about the people, services, and other supporting entities that help make The Villages a premier community.

No sign-ups or fees are required for this presentation. Sessions are held every Thursday at 10:00 a.m. at the District Office, 984 Old Mill Run.

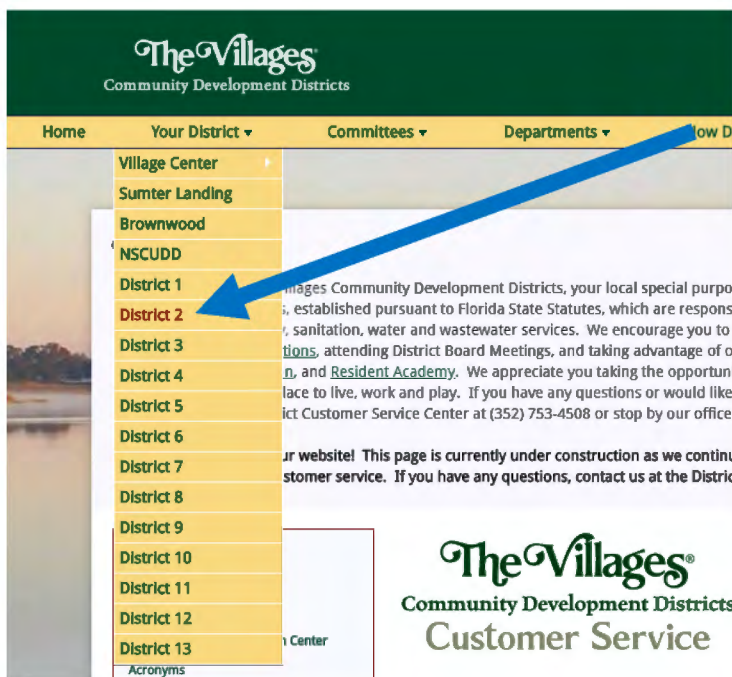


**How do I know who my Board of Supervisors are?**

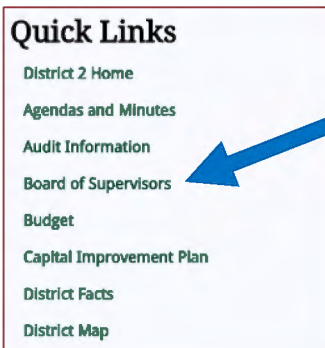
To find your Board of Supervisors, go to www.District Gov.org.



Use the Your District dropdown to find your numbered District.



Under the Quick Links Menu, click on Board of Supervisors.



# Information Provided by...



## Lost and Found

Depending on where items are found, inexpensive items will be held for one month at La Hacienda, Laurel Manor or Eisenhower Regional Recreation Centers. Valuables will be turned over to the Lady Lake Police Department, Sumter County Sheriff's Office or Marion County Sheriff's Office within 72 hours. At the end of each month, unclaimed items will be donated to local charities. The Recreation Department is not responsible for lost items.

## Media Release

Participation in clubs, activities and events throughout The Villages may be photographed/recorded and by participation in the activity, participant irrevocably consents to be photographed/recorded and grants The Villages of Florida, Inc. and its successors, assigns and licenses the right in perpetuity to distribute the results of such photography/recording in all media throughout the world.

# Weather Policy for Recreation Sponsored Activities

For the safety and well-being of participants, staff, volunteers and/or condition of the facility



### **INCLEMENT WEATHER**

Recreation Department recommends patrons at outdoor areas find shelter and wait at least 30 minutes or longer as deemed necessary by Public Safety or National Weather Service Advisory prior to resuming normal activities.



### **TEMPERATURE**

Recreation sponsored activities will be cancelled or postponed under the following conditions:

- Outside temperature heat index of 104° or higher.
- Outside temperature of 35° or lower.



For complete weather policy and heat guidelines, visit [www.DistrictGov.org](http://www.DistrictGov.org)





Information Provided by...

The Villages®  
Community Development Districts  
Recreation & Parks



# ARCHERY

## LEARN TO SHOOT

January 23 | February 27 | March 26  
9a.m. – noon

**HEY there residents of The Villages®!**  
The Villages® Archery Club aims to teach you how to shoot. Sign up at any regional recreation center. The 3-hour session at the Paradise Archery Range is limited to 50 residents. Limited parking, golf cars encouraged. For more information call 352-753-0637.



The Villages®  
Recreation & Parks  
www.DistrictGov.org

© 2020 Villages Center Community Development District. All Rights Reserved.

## Mark Your Calendars...

Effective with the Thursday, February 20, 2020 meeting, the following boards will have a time change to the fiscal year meeting schedule. Please visit the [www.DistrictGov.org](http://www.DistrictGov.org) website for the remaining fiscal year board meeting schedule.

Sumter Landing Community Development District will begin at **10:30 a.m.**



Brownwood Community Development District will begin at **11:30 a.m.**





# Information Provided by...

## Neighborhood Safety

Crime can make its way to any neighborhood, no matter how “safe” it is. On the bright side, there are plenty of measures one can take to protect his/her home, as well as the neighborhood. Even though no place is immune to crime, team work with neighbors and family members can really make a difference to minimize it.

## Tips for Keeping your Home & Surroundings Safe

Keep in mind that neighborhood safety requires team effort. The following tips are great for keeping your own home and family safe, but also for fostering a safe community. If everyone in your neighborhood practices these simple tips and works together to be vigilant by looking out for each other, it can really help to ward off criminals - making it a more enjoyable place to live.

### **Know the people within your neighborhood.**

Being able to recognize who lives in your neighborhood goes a long way in recognizing when there is a suspicious person in the area. Be aware of your neighbor's habits, such as when they are generally at work, if they have small children or teenagers, if they are elderly and may need extra assistance from time to time. This awareness will make the neighborhood a much tighter community, and it may prevent crime.



### **Keep your vacation dates off of social media.**

With social media being such a large part of our lives today, it's only natural to want to share the excitement of an upcoming vacation. However, by doing so, you are essentially setting yourself up as a target for burglars.

### **Make use of timers.**

Timers are great especially on nights you won't be home. Just because you aren't home doesn't mean that you should keep all the lights off at all times. Set a timer and have the lights go on and off at specific times so that it looks like your home is being occupied.



# Information Continued...

## Lock all doors and windows.

As simple as this sounds, it's important to make note of. Many homes have multiple doors and windows and it can be easy to overlook one or more of them. For optimal safety, make sure to lock all doors and even consider a doorbell camera when you are not home or home alone. Make sure that windows are securely fastened so that burglars can't enter the home through any of them. If you have any sliding doors, place a rod in the track to prevent thieves from forcing the door open and entering.



## Utilize blinds and curtains.

These guys are especially handy at night because people can easily see the inside of your home and track activity, where you're putting your valuables, which room you're in and which ones are vacant. By keeping the blinds closed and curtains drawn, you prevent stalkers from targeting your home.



## Install lights with motion sensors outside of your home.

Burglars are often discouraged by these lights. When the lights go off, it gives them a chance to run away from the bright lights before you catch them trying to enter your house. This is also a great way for you to know when someone is approaching your home.



## Keep your neighbors informed.

It's always smart to get to know your neighbors and get to a level where you can at least trust one of them. This is a good idea especially if you plan on being away for a few days or more. By giving a copy of your keys to a trusted neighbor, you can have them make sure everything is okay at home.

- Inform a trusted neighbor that you will be away for a few days if there is a vacation coming up.
- Give them a copy of your keys. This way, they can make sure that everything is okay at home.
- Create a neighborhood calling tree with a few trusted neighbors and place it somewhere readily accessible so that in case of an emergency, you can easily contact them.



## Information Continued...

### **Be conservative with your pricey possessions.**

Flaunting your luxuries may result in unwanted chaos and break-ins when you least expect it. Try to keep these things on the down-low. If you've just purchased a brand-new iMac computer, for example, take the time to carefully deconstruct the box before throwing it away. When throwing it away, make sure that it can't be easily found or seen by people passing by on the street.



### **Never leave anything in plain sight inside your car or golf cart.**

Yes, even if the doors are locked! Thieves can break through the windows to take your belongings if they feel motivated enough. So, don't give anyone any reason for them to target your car. Even if it's something as simple as a blanket - by leaving this out in the open, thieves may think that the blanket exists in there to hide something valuable beneath it. By keeping your car completely clear of your possessions, it will not only save you the trouble of recovering your valuables and the inconvenience of having to fix broken car windows. To be extra safe, lock up your car's compartment and trunk from the inside as well. This way, if someone is able to somehow get in the car, they aren't able to go through these parts of the vehicle.

### **Keep personal information hidden by using a paper shredder.**

In addition to possession theft, identity theft is a real thing! With that said, conceal your personal information by shredding papers before throwing them away to be safe. Having paperwork with your address, credit card information, bank numbers, passwords, phone number, and the like lying around can make you a new target to burglars who are always looking to gain the most without putting out too much effort.



### **Get a reliable security system installed.**

When used properly, a good home security system can really help to improve neighborhood safety. In fact, a Rutgers study in 2009 found that the more homes that had a security system installed in an area, the less robberies took place in that given area.





## Information Continued...

**The Villages®**  
Community Development Districts  
**Risk Management**

**Risk Management** would like to remind you of these simple tips to keep you and your home safe.

Always dial 911 if you feel your safety is in jeopardy.

When it is not a life threatening emergency, call your non emergency sheriff's office/ police department:

Marion County Sheriff Non Emergency	352-732-9111
Sumter County Sheriff Non Emergency	352-793-2621
Lake County Sheriff Non Emergency	352-343-2101
Lady Lake Police Department Non Emergency	352-751-1565
Fruitland Park Police Department Non Emergency	352-360-6655
Wildwood Police Department Non Emergency	352-330-1355

## Save The Date



**North Sumter County  
UTILITY  
Dependent District**

### **NSCUDD Solid Waste Management Planning Meetings**

(North Sumter County Utility Dependent District)

Thursday, February 20, 2020

The meetings are held at the District Office at 984 Old Mill Run.

## Did You Know??

**The Villages®**  
Community Development Districts  
**Property Management**

**Notice: GOLF CART LANE TEMPORARY CLOSURE**

**Tuesday, January 28, 2020 from 9:00 AM – 3:00 PM**

### **Canal Street at Stillwater Trail**

Due to villa wall replacement maintenance, golf cart lane access in the area of Stillwater Trail and Canal Street will be temporarily closed.

Golf cart users must detour to O'Dell Circle.

Golf cart traffic crossing from Lake Sumter Landing to Canal Street must re-route to Morse Blvd or Buena Vista Blvd.

The golf cart tunnel will have stop barricades in place closing off the golf cart lane towards Canal Street.

Automobile traffic will not be affected at the intersection of Stillwater Trail and Canal Street and entry and exit lanes will remain open. We apologize for the inconvenience.

# The Villages®

Community Development Districts

## SAFETY TIPS FOR DRIVING AND CYCLING IN THE VILLAGES® COMMUNITY

**Sharing the road or multi-modal path?** The Villages offers endless opportunities to enjoy the community. The roadways and multi-modal paths offer a variety of uses for residents.

Cyclists, walkers, runners and motorists all co-exist in these areas. For the safety of all users, please be mindful of your speed and use areas accordingly.



[www.DistrictGov.org](http://www.DistrictGov.org)



# TIPS FOR SHARING THE ROAD

## Tips For Motorists

**Drive cautiously.** Reduce speed when encountering cyclists. Don't tailgate, especially in bad weather. Recognize hazards cyclists may face and give them space.

**Yield to cyclists.** Bicycles are considered vehicles. Cyclists should be given the appropriate right of way. Allow extra time for cyclists to traverse intersections.

**Be considerate.** Scan for cyclists in traffic and at intersections. Do not blast your horn in close proximity to cyclists. Look for cyclists when opening doors.

**Pass with care.** When passing, leave three feet between you and a cyclist. Wait for safe road and traffic conditions when you pass. Check over your shoulder before returning to lane, so not to cut the bicyclist off.

**Watch for children.** Children on bicycles are often unpredictable. Expect the unexpected and slow down. Children can be harder to see.

## Tips For Cyclist

The same laws that apply to motorists apply to cyclists. Obey all traffic control devices, including stopping at gates, and use hand signals to indicate stops and turns.

**Always wear a properly fitted helmet.** Wear a helmet, no matter how short the trip.

**Ride on the right.** Always ride in the same direction as traffic. Use the furthest right lane that heads to your destination. Slower moving cyclists and motorists stay to the right.

**Ride predictably.** Ride in a straight line and don't swerve in the road or between parked cars. Check for traffic before entering street or intersection. Anticipate hazards and adjust your position accordingly.

**Be visible.** Ride with brightly colored clothing that provides contrast. Use blinking lights or reflectors during the day and lights at night. Announce yourself by making eye contact with motorists.

## Be Street Smart... Get Educated

The League of American Bicyclists has designated The Villages, Florida a bicycle-friendly community at the Gold Level in recognition of outstanding efforts to encourage bicycling in The Villages. The award is current for four years 2018-2022.



**League of American Bicyclists**  
[www.Bikeleague.org](http://www.Bikeleague.org)



**Safety Office**  
**Florida Department of Transportation**  
[www.dot.state.fl.us/safety](http://www.dot.state.fl.us/safety)



*You are invited!*

**JOIN US AT AN UPCOMING RESIDENT ACADEMY.  
AN INTERACTIVE PROGRAM TO LEARN ABOUT YOUR LOCAL GOVERNMENT.**

- Help alleviate the confusion, questions and misinformation that exists regarding the responsibilities and functions of The Villages® Community Development Districts.
- Learn all about the history and benefits of special districts.
- Have the opportunity to tour the North Sumter Utility Plant.
- Obtain information on the following District departments – The Villages Public Safety Department, Property Management, Customer Service, Community Standards, Community Watch, Recreation & Parks, Executive Golf, Budget, Utilities, Finance and MORE!

**UPDATED FORMAT • UPDATED INFORMATION • NO WAITING LIST**

**CHOOSE FROM 4 CONVENIENT DATES IN 2020 TO FIT YOUR ACTIVE LIFESTYLE**

**JANUARY 6 • 8:30AM - 1:30PM • SAVANNAH RECREATION CENTER**

**APRIL 1 • 8:30AM - 1:30PM • EISENHOWER RECREATION CENTER**

**JULY 22 • 8:30AM - 1:30PM • SAVANNAH RECREATION CENTER**

**NOVEMBER 16 • 8:30AM - 1:30PM • ROHAN RECREATION CENTER**

[www.DistrictGov.org](http://www.DistrictGov.org)



