

Contact Us:

Customer Service
(352) 753-4508

Administration
(352) 751-3939

Budget
(352) 674-1920

Community Standards
(352) 751-3912

Community Watch
(352) 753-0550

Property Management
(352) 753-4022

Finance Customer Service
(352) 750-0000

Human Resources
(352) 674-1905

Public Safety
(352) 205-8280

Purchasing
(352) 751-6700

Recreation Administration
(352) 674-1800

Risk Management
(352) 674-1828

Utility Operations
(352) 751-3939

District Weekly Bulletin



June 14, 2020 is Flag Day.

CDD Orientation

This valuable program is held each Thursday at 10:00 a.m. at the District office located at 984 Old Mill Run in Lake Sumter Landing. For additional information, please contact the District Customer Service Center at 352-753-4508.

CDD Orientation is currently cancelled.

Frequently Asked Questions and Answers



Submit Feedback,
Inquiry, or Concern

When will The Villages Public Safety Department Smoke Detector Program resume?

Effective June 15th, The Villages Public Safety Department will restart the Smoke Detector Program for residents of The Villages.

As part of the Fall Prevention Program, The Villages Public Safety Department offers battery changes and detector replacement for those residents of The Villages that are disabled or unable to climb a ladder. The resident is responsible for supplying the new batteries and/or detectors.

The service is offered Monday through Friday from 8:00am to 5:00pm on a first come first serve basis by calling The Villages Public Safety Department at 352-205-8280 during normal business hours.



Information provided by...



Hurricane Personal Preparedness:

Don't wait...

It is human nature to put things off and we all tend to do it. When it comes to preparing for a hurricane, you can't wait. When the weather forecasters start talking about an impending storm, water, batteries, food, and other essential items start flying off of store shelves. Make plans now. Gather the items for your disaster supply kit today! Don't wait until it's too late.

Have a plan!

Evacuate or stay put? Sure, every situation may be different, but have a plan set. If you are going to evacuate, know where you are heading. Remember, lots of people will be heading in the same direction. If you're going to stay, do you have a "safe room" prepared in your home? How about a shelter? In the event of a disaster such as a hurricane, The Villages Elementary School on Rolling Acres Road is a "pet-friendly" shelter. Be prepared before disaster strikes.

Personal Preparedness Checklist:

- Develop disaster and first-aid supply kits, have 7 days worth of supplies on hand
- Store loose out-door patio items / furniture
- Prune trees or weak dead branches / wind chimes
- Place vital documents in waterproof containers
- Remove and secure valuables
- Develop a plan for handling your pets
- Register physically challenged persons with the appropriate emergency management offices
- Register with your county emergency notification system:

Sumter County Residents – www.sumterprepares.com

Lake County Residents – www.alertlake.com

Marion County Residents – www.alertmarion.com

Information provided by...



Hurricane Personal Preparedness:

- Purchase a programmable weather radio: (For the hearing impaired, additional accessories are usually available through the manufacturer of the unit. A strobe light attachment will let you 'see' an alert or emergency warning as it comes in.)

Channel 5 – 162.500 MHZ

SAME Codes:

Sumter – 012119

Marion – 012083

Lake – 012069

For assistance on programming your weather radio, please contact The Villages Public Safety Department at 352-205-8280.





The Villages®
Community Development Districts
Risk Management

It is the time of year where our Florida weather requires us to become more aware of the conditions around us. Hurricane season is from June to November and along with that comes heat, frequent thunderstorms, with possible lightning strikes and tornados.

WATCH vs. WARNING—KNOW THE DIFFERENCE!

WATCH: Conditions are favorable for the development of a severe thunderstorm or a possible tornado.

- Continue Routine Activities
- Have phone or internet weather notification set up on your phone
 - Sumter County: www.sumterprepares.com
 - Lake County: www.alertlake.com
 - Marion County: www.alertmarion.com
- Tune to your local TV, radio or NOAA Weather Radio for your location.
- **Have a plan** to take shelter quickly

WARNING: Take Cover Immediately!



Know the symptoms of heat illnesses:

Heat rash Symptoms include red cluster of pimples or small blisters; it is more likely to occur on the neck and upper chest, in the groin, under the breasts, and in elbow creases.

Heat syncope Symptoms are fainting or dizziness that usually occurs with prolonged standing or sudden rising from a sitting or lying position.

Heat cramps Symptoms are muscle pain or spasms usually in the abdomen, arms, or legs usually caused by low salt levels in muscles or dehydration.

Heat exhaustion Symptoms include: Heavy Sweating; Paleness; Muscle cramps; Tiredness; Weakness; Dizziness; Headache; Nausea or vomiting; Fainting; Skin: May be cool and moist; Pulse rate: fast and weak; Breathing: fast and shallow.

Heat stroke is the most serious heat related illness. Signs and symptoms of heat stroke include extremely high body temperature (above 103°F); Red, hot, and dry skin (no sweating); Rapid, strong pulse; Throbbing headache; Dizziness; Nausea. Heat stroke occurs when the body becomes unable to control its temperature. Heat stroke can cause death or permanent disability if emergency treatment is not provided.



Tips to protect yourself from heat related stress and illness:

- Drink cool, nonalcoholic beverages (avoid extremely cold liquids because they can cause cramps)
- Rest
- Take a cool shower, bath or sponge bath
- Seek an air-conditioned environment
- Wear lightweight clothing; remain indoors during heat of the day; do not engage in strenuous activities

What you can do for someone with heat stress:

- Call for immediate medical attention
- Get the person to a shady area
- Cool the person as best as you can: spray the person with cool water, sponge the person with cool water, if humidity is low wrap the person in a cool wet towel and fan him or her vigorously while monitoring their body temp until body temperature drops to 102°
- If emergency personal are delayed call the hospital emergency room for further instruction

Know the dangers of driving in wet conditions:

The vast majority of most weather-related crashes happen on wet pavement and during rainfall: **70% on wet pavement and 46% during rainfall.** A much smaller percentage of weather-related crashes occur during winter conditions.

- **Slow Down** – It's easy to lose traction and hydroplane out of control. If you are caught hydroplaning: Keep your steering wheel and tires straight, let off the gas and let your car regain traction. Do not slam on your brakes!
- **Increase Space Between Cars** – Give yourself more time to brake. You can't expect to stop in the same amount of space if you were on a dry road.
- **Use Headlights** – Turn on your headlights so other cars can see you. Remember, visibility is reduced in front of you and behind you. Daytime Running Lights do not illuminate the rear of your car, making you much less visible than cars who turn on their headlights.
- **Don't Use Hazard Lights** – Your low-beam headlights are sufficient to let others know where you are. Hazard lights should be used to let other drivers know your vehicle is disabled.
- **Put the Phone Down** – You should never use your cell phone while driving. Eliminate your distractions. You have to compensate for the reduced visibility and poor road conditions, all of your focus should be on the road.

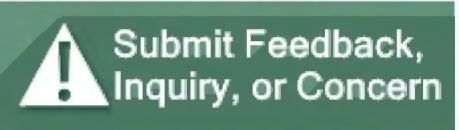


Source: https://ops.fhwa.dot.gov/weather/q1_roadimpact.htm

<https://www.weather-us.com/en/florida-usa-climate#:~:text=The%20wet%20season%20lasts%20from,summer%2C%20especially%20in%20the%20afternoons.>

<http://www.cdc.gov/niosh/topics/heatstress>

Frequently Asked Questions and Answers



The Villages® Community Development Districts Utilities

My irrigation usage increased and I didn't touch my timer, how can that be?

We have had this question so many times in recent weeks, as we tend to do every summer when it gets hot and dry. This year, the increases are more noticeable as we are over 7 inches deficient in rainfall for the season, as of the end of May, and are getting dangerously close to drought conditions.

Many people have been surprised to learn that the timer that is installed at the time of construction of the home, a Hunter Pro-C, is equipped with a feature called Solar Sync. Self-adjusting is exactly what it is designed to do!

An excerpt from HunterIndustries.com:

“The Solar Sync Sensor is an advanced weather sensor that calculates evapotranspiration (ET) and adjusts Hunter controllers daily based upon onsite weather conditions. Solar Sync measures sunlight and temperature, and uses ET to determine the correct seasonal adjustment percentage value to send to the controller. The controller then uses its programmed run time and adjusts to Solar Sync's seasonal adjustment value to modify the actual irrigation run time for that day.”



Information Provided by...

The Villages®

Community Development Districts
Utilities

Preventative maintenance is occurring on the potable water system field valves throughout many areas of The Villages. Those customers serviced by Village Center Service Area (VCSA), Little Sumter Service Area (LSSA) and North Sumter Utilities (NSU) that will be impacted will be notified 24 hours in advance of a temporary interruption in service and will receive the following notification:

THE PUBLIC DRINKING WATER MAINS IN YOUR AREA WILL BE SHUT DOWN TEMPORARILY FOR NEEDED MAINTENANCE.

*AS A PRECAUTION, UPON RETURN OF WATER SERVICE, WE ADVISE THAT ALL WATER USED FOR **DRINKING, MAKING ICE, AND COOKING BE BOILED**, **FOR ALL OTHER HOUSE HOLD USES THE WATER IS ACCEPTABLE**. A ROLLING BOIL OF ONE MINUTE IS SUFFICIENT. AS AN ALTERNATIVE, BOTTLED WATER MAY BE USED.*

THIS "PRECAUTIONARY BOIL WATER NOTICE" WILL REMAIN IN EFFECT UNTIL THE MAINTENANCE TASK HAS BEEN COMPLETED AND A BACTERIOLOGICAL SURVEY SHOWS THAT THE WATER IS SAFE TO DRINK. THIS USUALLY CONSISTS OF A TWO DAY SAMPLING PERIOD TO INSURE SAFE DRINKING WATER.

IF YOU HAVE ANY QUESTIONS, YOU MAY CONTACT DEANNA SIMMONS, FROM THE WATER DEPARTMENT AT (352) 259-2802 (NSU WWTP).

A notice with the addresses of the affected area along with this information will be left at the door of all impacted addresses. We appreciate your patience and cooperation in order to maintain the continued integrity and safety of the District Infrastructure.

A tentative schedule of the areas impacted in the upcoming week:

2407 Ansley Path - 6/15/2020

Churchill Downs / Belvedere Blvd - 6/16/2020

924 Beechwood Ave - 6/17/2020

816 Rose Apple Ave - 6/17/2020

Frequently Asked Questions and Answers



Submit Feedback,
Inquiry, or Concern

The Villages® Community Development Districts Community Standards

Did you know that any external modification / alteration to your home or lot requires Architectural Review Committee (ARC) approval prior to any work being done?

The Community Standards Department is here to assist in submitting an Architectural Review Committee Application Form (Application)!

For any external modification / alteration, an Application shall be submitted for review by the Architectural Review Committee (ARC). The Application is a two-sided form that is easy to complete with our helpful step-by-step guide and checklist. The Application and supporting information can be found on the District website, www.DistrictGov.org or by contacting Community Standards. One of the requirements on the Application is to describe all modifications or alterations to provide a clear understanding of exactly what modification is being requested. Other requirements include:

- Current tax bill, deed or property record card to ensure the property owner is submitting the application. For example, a renter is not permitted to submit the application on behalf of the owner.
- A site plan or boundary survey which shall identify: all existing easements, the placement of the home and all existing improvements on the property. The proposed modification shall be highlighted.
- All dimensions to the property lines shall be shown.

Depending on the type of modification you are requesting, there may be additional documentation required. For example, if you are requesting landscaping, the ARC will need the dimensions of the beds, plants and bed material. If you are requesting a room extension / addition, building plans and elevation drawings are required.

Frequently Asked Questions and Answers



Submit Feedback,
Inquiry, or Concern

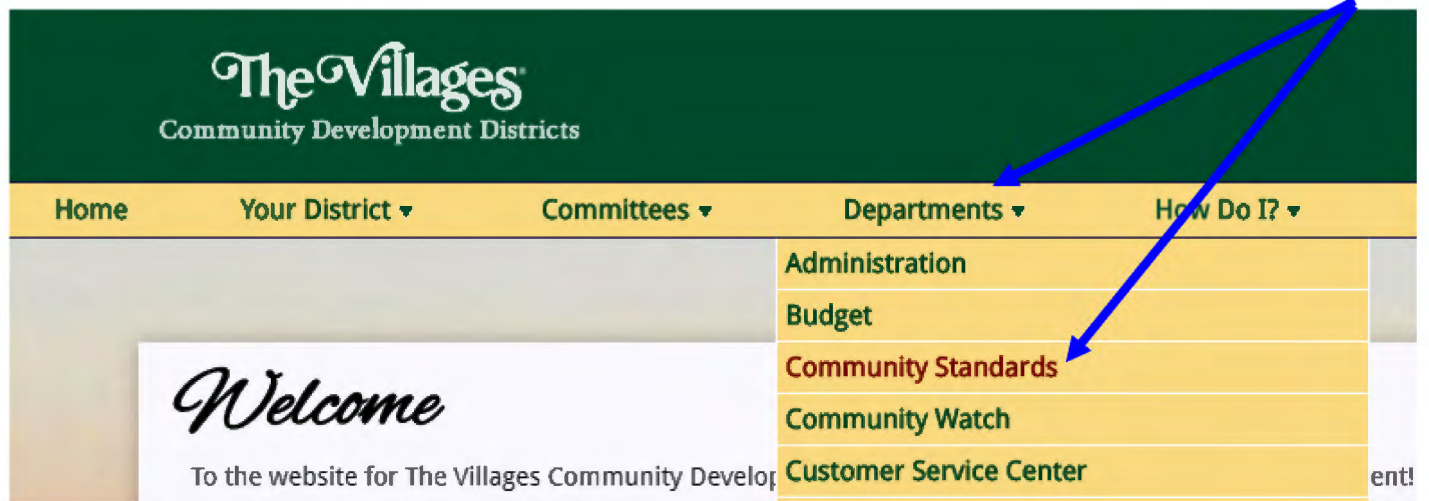
The Villages® Community Development Districts Community Standards

The deadline to receive architectural applications is noon on Tuesday to be heard the following week on Wednesday. For example, if an application is received by noon on Tuesday, June 16, 2020, the application would be reviewed at the June 24, 2020 ARC meeting. This timeframe allows us to meet the statutory requirement that public notice be given seven (7) days prior to the application being reviewed by the ARC. If you need assistance with your Application or have any questions, please contact the Community Standards Department at (352) 751-3912.



Did you know that you can find the application to submit for Architectural Review online at www.DistrictGov.org?

Visit www.DistrictGov.org and Departments and Community Standards.



Click on Architectural Review Committee (ARC) Application Form.

Community Standards

 [Architectural Review Committee \(ARC\) Application Form](#)

 [Architectural Review Application Step-by-Step Guide](#)

MISSION

To assist residents in upholding the aesthetic value of their property in The Villages.

**Village Community Development District No. 9
Exterior Home Painting Color Palettes**

On June 4, 2020, Village Community Development District No. 9 (District 9) reviewed the exterior Home Painting Color Palettes for homes within their boundaries. After several months of discussion between the Board Members and residents of District 9, the Board determined that the following revisions would be made to the exterior Home Painting Color Palettes effective June 4, 2020:

- Home Painting Color Palettes 4 through 7 have been removed and are no longer available to be used in District 9.
- Home Painting Color Palettes 1, 2 & 3 have been revised to allow the bottom two rows to be utilized for trim only and will no longer be available as a base color.

If you are a resident of District 9 and would like to repaint your home the color used at the time of original construction, approval is not required from the Architectural Review Committee (ARC). If the chosen color is on the approved exterior Home Painting Color Palettes 1, 2 or 3, or the color is within the hue range of Home Painting Color Palettes 1, 2 or 3, architectural approval is not required. No other paint colors may be utilized for homes located within District 9. The Home Painting Color Palettes can be viewed by making an appointment with the Community Standards Department. If you have any questions or would like to make an appointment, please contact the Community Standards Department at 352-751-3912.



Palette 1

Palette 2

Palette 3

Palette 4-7
(no longer available)

Information Provided By...



ARCHITECTURAL REVIEW COMMITTEE (ALTERNATE MEMBER) VILLAGE COMMUNITY DEVELOPMENT DISTRICT NO. 8

Village Community Development District No. 8 (District 8) is seeking an alternate member to serve on the Architectural Review Committee.

The applicant must be a full time resident of District 8 and have lived in The Villages for at least one year. Candidates are recommended to have education and/or experience in any of the following areas: architecture, ability to read site plans, residential/commercial construction, building management, deed restricted communities, landscaping, county code enforcement, etc; however, this is not required. The Committee meets weekly, on Wednesdays, for approximately 3 hours (8:00 a.m. until 11:00 a.m.).

The required attendance for the alternate member is to attend an Architectural Review Committee meeting each week for four (4) weeks and then monthly thereafter.

If you are interested in becoming an *alternate* member on the Architectural Review Committee, complete the application on the next page and return it to the Community Standards Department, 984 Old Mill Run, The Villages, Florida, no later than 5:00 p.m. on June 30, 2020.

The Villages®
Community Development Districts
Community Standards

COMMUNITY STANDARDS DEPARTMENT
ARCHITECTURAL REVIEW COMMITTEE
ALTERNATE VOLUNTEER MEMBER FOR
VILLAGE COMMUNITY DEVELOPMENT DISTRICT NO. 8

APPLICATION FOR MEMBERSHIP

This application **must** be returned to the Community Standards Department, 984 Old Mill Run, The Villages, Florida **no later than 5:00 p.m. July 1, 2020.**

I understand that being an alternate member of the Architectural Review Committee (ARC) is a volunteer position which requires attendance at the ARC meeting every week for the first 4 weeks and once every month thereafter. **The applicant must be a full time resident of Village Community Development District No. 8 and have lived in The Villages for at least one year.** Committee members are recommended to have education and/or experience in any of the following areas: architecture, ability to read site plans, residential/commercial construction, building management, deed restricted communities, landscaping, county code enforcement, etc.

1. Please briefly describe your past business or career paths.

2. What special skills or education do you have that would benefit the ARC? (Please include special skills, experience or training such as architect, ability to read site plans, builder, condo/building management, working with deed restricted communities, etc.)

3. Are you familiar with your deed restrictions and/or covenants? Y N`

Signature _____ Phone _____

Print Name _____ Village of _____

Address _____ Date _____

Information Provided By...



ARCHITECTURAL REVIEW COMMITTEE (ALTERNATE MEMBER) VILLAGE COMMUNITY DEVELOPMENT DISTRICT NO. 6

Village Community Development District No. 6 is seeking an **alternate** volunteer member to serve as their representative on the Architectural Review Committee.

The applicant must be a full time resident of Village Community Development District No. 6 and have lived in The Villages for at least one year. Committee members are recommended to have education and/or experience in any of the following areas: architecture, ability to read site plans, residential/commercial construction, building management, deed restricted communities, landscaping, county code enforcement, etc; however, this is not required. The Committee meets weekly, on Wednesdays at 8:00 a.m. for approximately 3 hours.

The required attendance for the **alternate** member is to attend an Architectural Review Committee meeting each week for four (4) weeks and then monthly thereafter. If you are interested in becoming an **alternate** member on the Architectural Review Committee, complete the application on the next page and return it to the Community Standards Department, 984 Old Mill Run, The Villages, Florida, no later than 5:00 p.m. on June 30, 2020.

The Villages®
Community Development Districts
Community Standards

COMMUNITY STANDARDS DEPARTMENT
ARCHITECTURAL REVIEW COMMITTEE
ALTERNATE VOLUNTEER MEMBER FOR
VILLAGE COMMUNITY DEVELOPMENT DISTRICT NO. 6

APPLICATION FOR MEMBERSHIP

This application **must** be returned to the Community Standards Department, 984 Old Mill Run, The Villages, Florida **no later than 5:00 p.m. on June 30, 2020.**

I understand that being an alternate member of the Architectural Review Committee (ARC) is a volunteer position which requires attendance at the ARC meeting every week for the first 4 weeks and once every month thereafter. **The applicant must be a full time resident of Village Community Development District No. 6 and have lived in The Villages for at least one year.** Committee members are recommended to have education and/or experience in any of the following areas: architecture, ability to read site plans, residential/commercial construction, building management, deed restricted communities, landscaping, county code enforcement, etc.

1. Please briefly describe your past business or career paths.

2. What special skills or education do you have that would benefit the ARC? (Please include special skills, experience or training such as architect, ability to read site plans, builder, condo/building management, working with deed restricted communities, etc.)

3. Are you familiar with your deed restrictions and/or covenants? Y N`

Signature _____ Phone _____

Print Name _____ Village of _____

Address _____ Date _____

Information Provided By...

The Villages®
Community Development Districts
Recreation & Parks



Fitness Clubs - located at Mulberry Grove, Laurel Manor, Colony Cottage, SeaBreeze, Rohan and Fenney Recreation Centers

The Fitness Clubs are open Monday -Friday from 7:00 a.m. – 8:00 p.m.
and Saturday-Sunday from 7:00 a.m. – 5:00p.m.

Please limit time to 1 hour; Maximum capacity will be posted at the entrance (50% based on equipment)

Please Note: No cash transactions will be permitted at this time.

Water Fountains

All water fountains are now available, including the doggie guzzlers at the dog parks.

Court Sports

All courts (bocce, shuffleboard, tennis, platform tennis, basketball, horseshoes, petanque, corn toss, pickleball, sand volleyball and beach tennis) are open for the safety and enjoyment of all participants

PLEASE do the following:

- Do not exceed facility/court capacities for participants; For example, a 6 court pickleball facility can only have a max of 24 players/ 4 players per court on the courts at one time.
- All participants waiting to play must wait outside the court area.
- Please clean your area after your use.
- For assistance, please contact a Recreation & Parks team member.

Please Stop By!

The Villages®
Community Development Districts
Recreation & Parks



Silver Lake Billiards Tables

The Silver Lake Billiards Tables were recently recovered. Please stop by to see them.



Traveling Around



Please use caution when traveling throughout the community as this is the season in which hatchlings of all types are crossing the roadways and multi-modal paths! Please help keep this a safe community for everyone and everything!





The following facilities will be temporarily closed or have scheduled maintenance:

⇒ **Chatham Recreation Center**

The Chatham Recreation Center Indoor and Outdoor Facilities will be closed for parking lot sealing and restriping June 15th through June 17th.

⇒ **Mulberry Grove Pickleball Courts**

The Mulberry Grove Pickleball Courts will be closed for maintenance until further notice.

⇒ **Allamanda Recreation Center Billiards Room**

The Allamanda Recreation Center Billiards Room will be closed for maintenance June 10th through June 12th.

⇒ **Canal Street Recreation Center Family Pool**

The Canal Street Recreation Center Family Pool will be closed for maintenance June 16th.

⇒ **Lake Shore Cottage Pool**

The Lake Shore Cottage Pool will be closed for maintenance June 18th.

⇒ **Coconut Cove Recreation Center Family Pool**

The Coconut Cove Recreation Center Family Pool will be closed for maintenance June 19th.

⇒ **Coconut Cove Recreation Center Billiards Room**

The Coconut Cove Recreation Center will be closed for maintenance June 24th through June 26th.

⇒ **Duval Neighborhood Adult Pool**

The Duval Neighborhood Adult Pool will be closed for maintenance on June 24th.

⇒ **Captiva Recreation Center**

The Captiva Recreation Center will be closed for cleaning on June 13th.

Construction Update

Rio Grande Air Gun Range

The Rio Grande Air Gun Range is underway, the foundations are complete and the structural steel has been erected. The masonry work has been completed and the wood framework is underway. The existing range will remain open until the new facility is completed, adhering to the COVID – 19 District Action Plan & Health Department guidance.



First Responders Recreation Center


The District has completed the conceptual designs for the project. The architects and engineers are working to produce a complete set of review plans.

Construction Update

The Villages®
Community Development Districts
Property Management

Brownwood Woodshop

The masonry construction of the building and the underground electrical and plumbing for the building are complete. The concrete floor will be poured in the coming days and the steel erection will begin next week.



Key Largo Community Watch Building

The technology and communications upgrades project is now underway. The demo is complete. Framework and drywall are underway. We will begin the installation of line-low voltage and control wiring next week.



Silver Lake Survey Results

The Villages®
Community Development Districts
Executive Golf

The Executive Golf Maintenance Department reported the results of the recent survey on the Silver Lake Executive Golf Course renovations at the Amenity Authority Committee (AAC) meeting held on Wednesday, June 10th at the Savannah Center. An overwhelming 80% of residents that completed the survey indicated that they would prefer to see the existing course renovated versus a new concept of Pitch and Putt/ Putt and Play. We would like to thank all of the residents that participated in the survey and provided input on the direction for Silver Lake. The Amenity Authority Committee unanimously voted to accept staff's recommendation to renovate Silver Lake Executive Golf Course. Stay tuned for information on the renovation plans.





Notification of Landowner Election AMENITY AUTHORITY COMMITTEE (AAC)

A Landowner Election will be held on November 3, 2020 for the following Seats:

- **Village Community Development District No. 3**
- **Village Community Development District No. 4**

The Amenity Authority Committee advises the Village Center Community Development District on matters relating to Amenity Facilities, Amenity Fees and services related to Amenity Facilities and Amenity Fees north of CR 466.

If you are interested in having your name placed on the ballot for the 2020 Landowner Elections to become the representative for your District, you must complete the Official Statement of Eligibility for the Amenity Authority Committee and submit it to the District Clerk's Office **between May 18, 2020 through June 19, 2020**. The form is available on the District website www.DistrictGov.org, or can be obtained by contacting Jennifer McQueary, District Clerk at (352) 751-3939 or jennifer.mcqueary@districtgov.org. Applicants must be a landowner and a resident of the District they are interested in representing.

For additional information, please contact Jennifer McQueary at (352) 751-3939 or e-mail at Jennifer.mcqueary@districtgov.org

**AMENITY AUTHORITY COMMITTEE
2020 LANDOWNER ELECTIONS**

OFFICIAL STATEMENT OF ELIGIBILITY

**AND AUTHORIZATION TO PLACE MY NAME ON THE BALLOT FOR THE
AMENITY AUTHORITY COMMITTEE 2020 LANDOWNER ELECTIONS**

Name: _____
(PLEASE PRINT)

Address: _____

Years at current address: _____ Phone Number: _____

I am a resident at the above address which is located in:

(Please check appropriate box):

Village Community Development District No. 3

Village Community Development District No. 4

Signature

Date

By signing this Statement of Eligibility, I affirm that I am a resident of the property listed above. This signed Statement of Eligibility authorizes the placement of my name on the ballot for the Amenity Authority Committee 2020 Landowner Election, for the District in which I reside.

STATE OF FLORIDA
COUNTY OF _____

Sworn to (or affirmed) and subscribed before me by means of physical presence on this

_____ day of _____ 2020, by _____.

Personally known OR Produced Identification

Type of identification produced _____


Notary Public, State of Florida

(Seal)

**THIS ORIGINAL FORM IS DUE NO LATER THAN 5:00 P.M. EST, FRIDAY, JUNE 19,
2020 TO JENNIFER MCQUEARY, DISTRICT CLERK, 984 OLD MILL RUN, THE
VILLAGES, FLORIDA 32162. PHONE: 751-3939**

Did You Know??

“That the flag of the United States shall be of thirteen stripes of alternate red and white, with a union of thirteen stars of white in a blue field, representing the new constellation.”



This was the resolution adopted by the Continental Congress on June 14, 1777. The resolution was made following the report of a special committee which had been assigned to suggest the flag's design.

A flag of this design was first carried into battle on September 11, 1777, in the Battle of the Brandywine. The American flag was first saluted by foreign naval vessels on February 14, 1778, when the *Ranger*, bearing the Stars and Stripes and under the command of Captain Paul Jones, arrived in a French port. The flag first flew over a foreign territory in early 1778 at Nassau, Bahama Islands, where Americans captured a British fort.

Observance of the adoption of the flag was not soon in coming, however. Although there are many claims to the first official observance of Flag Day, all but one took place more than an entire century after the flag's adoption in 1777.

Both President Wilson, in 1916, and President Coolidge, in 1927, issued proclamations asking for June 14 to be observed as the National Flag Day. But it wasn't until August 3, 1949, that Congress approved the national observance, and President Harry Truman signed it into law.

For the full article, visit <https://www.va.gov/opa/publications/celebrate/flagday.pdf>.

Flag Day—Sunday, June 14, 2020



You are invited!

**JOIN US AT AN UPCOMING RESIDENT ACADEMY.
AN INTERACTIVE PROGRAM TO LEARN ABOUT YOUR LOCAL GOVERNMENT.**

- Help alleviate the confusion, questions and misinformation that exists regarding the responsibilities and functions of The Villages® Community Development Districts.
- Learn all about the history and benefits of special districts.
- Have the opportunity to tour the North Sumter Utility Plant.
- Obtain information on the following District departments – The Villages Public Safety Department, Property Management, Customer Service, Community Standards, Community Watch, Recreation & Parks, Executive Golf, Budget, Utilities, Finance and MORE!

UPDATED FORMAT • UPDATED INFORMATION • NO WAITING LIST

CHOOSE FROM 5 CONVENIENT DATES TO FIT YOUR ACTIVE LIFESTYLE

JULY 22, 2020 • 8:30AM - 1:30PM • SAVANNAH RECREATION CENTER

OCTOBER 12, 2020 • 8:30AM - 1:30PM • ROHAN RECREATION CENTER

NOVEMBER 16, 2020 • 8:30AM - 1:30PM • ROHAN RECREATION CENTER

JANUARY 20, 2021 • 8:30AM - 1:30PM • SAVANNAH RECREATION CENTER

APRIL 21, 2021 • 8:30AM - 1:30PM • EISENHOWER RECREATION CENTER

www.DistrictGov.org

CLICK ON **www.DistrictGov.org** FOR MORE!

Resident ACADEMY

EASY REGISTRATION

- Register online at www.DistrictGov.org by clicking on the 'Resident Academy' link.
- Register in person at one of the District Customer Service Centers or at any Regional Recreation Center.
- For assistance, contact the District Customer Service Center at (352) 753-4508.

To keep up with what's happening, make sure you are signed up to receive e-Notifications! By signing up for these email notifications, we will notify you of future opportunities and other helpful community information. Need help signing up? Contact us at (352) 753-4508 for assistance.

Follow these 4 simple steps to sign up for e-Notifications

1 On the main page of www.DistrictGov.org click on 'Sign up for e-Notifications'

2 Enter your information

e-Notifications Sign Up

e-Notifications allow your District Government to send important information to the email address you provide. If you would like us to contact you on any of the subjects below, please enter the requested information in each field and check the box next to each newsletter or notification to which you would like to subscribe. For a description of a specific newsletter or notification, please click on the text to the right of the email icon. To ensure you receive the notifications you requested, please add enr@districtgov.org into your email contact list. If you have any questions, please contact the District Customer Service Center at (352) 753-4508.

Last Name _____
 First Name _____
 E-Mail Address _____
 Repeat E-Mail Address _____

3 Choose the specific notifications you would like to receive and click 'Sign Up'

4 Check your email and confirm

For additional information or to request an accommodation, please contact the District Customer Service Center at (352) 753-4508.

The Villages
Community Development Districts

www.DistrictGov.org