

Contact Us:

Customer Service
(352) 753-4508

Administration
(352) 751-3939

Budget
(352) 674-1920

Community Standards
(352) 751-3912

Community Watch
(352) 753-0550

Property Management
(352) 753-4022

Finance Customer Service
(352) 750-0000

Human Resources
(352) 674-1905

Public Safety
(352) 205-8280

Purchasing
(352) 751-6700

Recreation Administration
(352) 674-1800

Risk Management
(352) 674-1828

Utility Operations
(352) 751-3939

District Weekly Bulletin



CDD Orientation

This valuable program is held each Thursday at 10:00 a.m. at the District office located at 984 Old Mill Run in Lake Sumter Landing. For additional information, please contact the District Customer Service Center at 352-753-4508.

CDD Orientation is currently cancelled.

Information Provided by...



District Administrative Offices

As the safety of residents, guests, staff and visitors in The Villages community continues to be of utmost importance to the District, all District Administrative Offices will continue to be open on an appointment only basis until further notice. Appointments can be made by emailing or contacting the appropriate District Department.

- Administration- 352-751-3939 or CustomerService@districtgov.org
- Bonds- 352-751-3900 or Bonds@districtgov.org
- Community Standards- 352-751-3912 or DeedCompliance@districtgov.org
- Customer Service- 352-753-4508 or CustomerService@districtgov.org
- Human Resources- 352-674-1905 or HumanResources@districtgov.org
- Recreation- 352-674-1800 or RecreationDepartment@districtgov.org
- Risk Management- 352-674-1828 or RiskManagement@districtgov.org
- Utilities- 352-750-0000 or Utilities@districtgov.org

If you do not know which department to contact, please call the District Customer Service Center at 352-753-4508.

Masks are required for all appointments at all District Administrative offices, due to the nature of the transactions being less than 6 feet apart.

There is a drop box available in the breezeway outside of the District office located at 984 Old Mill Run. If you need to drop off correspondence, please utilize the locked drop box.

District Board Information

The Village Community Development District No. 4 Board will hold a special meeting for the purpose of discussing resident modifications in the District right-of-ways and easements on Friday, August 7, 2020 at 1:30 p.m. at the Savannah Regional Recreation Center.

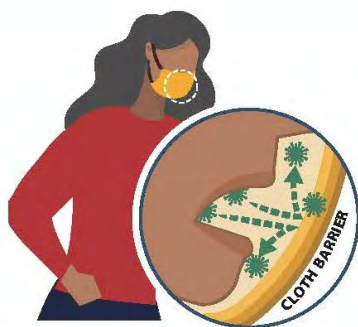



How to Safely Wear and Take Off a Cloth Face Covering

Accessible: <https://www.cdc.gov/coronavirus/2019-ncov/prevent-getting-sick/diy-cloth-face-coverings.html>

WEAR YOUR FACE COVERING CORRECTLY

- Wash your hands before putting on your face covering
- Put it over your nose and mouth and secure it under your chin
- Try to fit it snugly against the sides of your face
- Make sure you can breathe easily
- Do not place a mask on a child younger than 2



USE THE FACE COVERING TO HELP PROTECT OTHERS

- Wear cloth face coverings in public settings and when around people who don't live in your household, especially when other social distancing measures are difficult to maintain
- Don't put the covering around your neck or up on your forehead
- Don't touch the face covering, and, if you do, clean your hands

FOLLOW EVERYDAY HEALTH HABITS

- Stay at least 6 feet away from others
- Avoid contact with people who are sick
- Wash your hands often, with soap and water, for at least 20 seconds each time
- Use hand sanitizer if soap and water are not available



TAKE OFF YOUR CLOTH FACE COVERING CAREFULLY, WHEN YOU'RE HOME

- Untie the strings behind your head or stretch the ear loops
- Handle only by the ear loops or ties
- Fold outside corners together
- Place covering in the washing machine
- Wash your hands with soap and water



CS 216488A 07/06/2020

Cloth face coverings are not surgical masks or N-95 respirators, both of which should be saved for health care workers and other medical first responders.

For instructions on making a cloth face covering, see:

[cdc.gov/coronavirus](https://www.cdc.gov/coronavirus)

Information Provided By...

The Villages®
Community Development Districts
Recreation & Parks



Scheduled Usage of Outdoor Courts

Resident groups wishing to use outdoor courts must complete an application for court time. These groups are organized by a resident who is the point of contact. Examples of groups include neighborhood, skill levels and common interests. Applications for the Fall/Winter Season (Oct 1, 2020 – March 31, 2021) will be accepted August 15th – 31st. Applications are available at any recreation center.

Sports Pool Scheduling

Staff is currently planning for the Fall/Winter Sports Pool Season (October 1, 2020 – March 31, 2021). The different types of sports pool programming include: lap swimming, combo swim, open exercise & walk, water volleyball and water exercise. Requests for additional programming are now being accepted, please see the Recreation Facilities Manager at your nearest Regional Recreation Center.



Media Release

Participation in clubs, activities and events throughout The Villages may be photographed/recorded and by participation in the activity, participant irrevocably consents to be photographed/recorded and grants The Villages of Florida, Inc. and its successors, assigns and licenses the right in perpetuity to distribute the results of such photography/recording in all media throughout the world.

Information Provided By...

The Villages®
Community Development Districts
Recreation & Parks



Sumter County Schools Supply Drive

10AM – 1PM

Aug. 12

Lake Miona
Picnic Pavilion

Aug. 13

Everglades
Picnic Pavilion

Aug. 14

Eisenhower
Picnic Pavilion



**Community-Wide Drive-by
SCHOOL SUPPLY DRIVE**

The Villages®
Recreation & Parks



For more information contact: Sumter County School Board
Sally Moss | sally.moss@sumter.k12.fl.us | 352-445-4120

© 2020 Village Center Community Development District. All Rights Reserved.

Executive Golf Information

EXECUTIVE GOLF GUEST PLAY CARD

With a valid Guest ID Card, guests can now play at their choice of our Executive Golf Courses by purchasing a Guest Play Card for \$44. This card is valid for 4 rounds of golf on any Executive Course North of SR 44 and it includes greens fee and trail fees. Guest Play Cards can be purchased at any of our Regional Recreation Centers or our Customer Service Centers.

Get yours today!



The Villages®
Community Development Districts
Executive Golf

For more information: email CustomerService@DistrictGov.org | DistrictGov.org | 352-753-4508

© 2020 Village Center Community Development District. All Rights Reserved.

Information Provided By...

The Villages®
Community Development Districts
Executive Golf

Escambia and Okeechobee Executive Golf Courses

Due to the resurfacing of the Moyer Recreation Center parking lot, both Escambia and Okeechobee Executive Golf Courses will be closed Monday, August 10, 2020 through Friday, August 14, 2020. We thank you for your patience during this time.

Amberwood and Oakleigh Executive Golf Course

The Practice Green at the Amberwood and Oakleigh Executive Golf Courses is closed until further notice for the renovation and construction of a brand new green. Stay tuned for updates on the progress. We thank you for your patience during this time.



Frequently Asked Questions and Answers



Submit Feedback,
Inquiry, or Concern

The Villages® Community Development Districts Utilities

Do you have old paint sitting in the garage? An old empty propane tank? Leftover gasoline or used motor oil? If so, these and other hazardous chemicals and items should not be placed in your regular household trash. The following locations will accept these items and more. Please contact the appropriate disposal site for full details.

Marion County

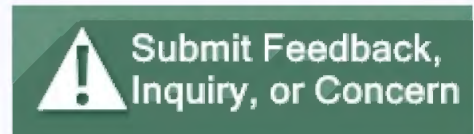
Marion County residents can dispose of the following items at any of the county's 18 recycling centers:

- Used motor oil and oil filters
- Household and automotive batteries
- Latex paint
- Household electronics (accepted at Baseline, Dunnellon, Forest Corners, Fort McCoy, Martel, Newton, and **Weirsdale (13535 SE 164th ST)** recycling centers in the big green compactor boxes labeled “electronics recycling”)

In addition, there are four special household electronics recycling events held at the McPherson Complex in Ocala throughout the year. The calendar of dates can be found at www.marioncountyfl.org.



Frequently Asked Questions and Answers



The Villages® Community Development Districts Utilities

Lake County

Lake County residents can dispose of the following items at any of the county's 6 recycling Convenience Centers. The most convenient location for The Villages residents would be **1200 Jackson St., Lady Lake**. There are also many Mobile Unit Events held throughout the county.

- Automotive fluids (Antifreeze, Gasoline, Motor Oil, etc.)
- Paint Products
- Lawn/Garden (Fertilizers, Insecticides, Pesticides, etc)
- Propane Cylinders
- Fluorescent lamps
- Household batteries (including rechargeable)

A complete list of acceptable items and the schedule of Mobile Unit Events can be found at www.lakecountyfl.gov.

Sumter County

Sumter County residents can dispose of the following items at the Sumter County Citizens Drop Off Area at **819 CR 529, Lake Panasoffkee**:

- Batteries
- Clean Scrap Metal
- Used Oil
- Between 1 – 4 Oil Filters
- Tires and Household Electronics are accepted also, however there is a charge to drop off these items.

Sumter County hosts two Household Electronics and Hazardous Waste Mobile Collection events per year, during the Spring and Fall.

For more information please visit www.sumtercountyfl.gov.

Information Provided by Sumter County

Household Electronics & Hazardous Waste Mobile Collection - Amnesty Day

Saturday November 7, 2020

9 AM to 3 PM

Location: Lake Okahumpka Park, 6085 E. SR 44, Wildwood 34785

What to Bring:

Automotive fluids and batteries	Household electronics (TVs, VCRs, computers, etc.)	Rechargeable household batteries
Cleaners	Latex & oil based paints	Smoke detectors
Fertilizers	Paint removers and thinners	Solvents
Fluorescent lamps and Mercury containing devices	Pesticides	Wood Preservatives
Fungicides	Pool Chemicals	
Herbicides	Propane Tanks (25 lbs)	

What not to bring:

- Biological/Infectious waste
- Explosives
- Radioactive waste
- Empty paint cans

HOW TO PACKAGE AND TRANSPORT CHEMICALS

1. Do NOT mix chemicals together.
2. Keep products in original labeled containers if possible.
3. Place containers into cardboard boxes to prevent breakage.
4. Place leaky container in clear plastic bag and transport in box with newspaper.
5. Put boxes in trunk or in back of vehicle away from passengers.

For more information, visit their website at <https://sumtercountyfl.gov/1236/Household-Electronics-Hazardous-Waste-Mo> .

Information Provided by...



Preventative maintenance is occurring on the potable water system field valves throughout many areas of The Villages. Those customers serviced by Village Center Service Area (VCSA), Little Sumter Service Area (LSSA) and North Sumter Utilities (NSU) that will be impacted will be notified 24 hours in advance of a temporary interruption in service and will receive the following notification:

THE PUBLIC DRINKING WATER MAINS IN YOUR AREA WILL BE SHUT DOWN TEMPORARILY FOR NEEDED MAINTENANCE.

*AS A PRECAUTION, UPON RETURN OF WATER SERVICE, WE ADVISE THAT ALL WATER USED FOR **DRINKING, MAKING ICE, AND COOKING BE BOILED**, **FOR ALL OTHER HOUSE HOLD USES THE WATER IS ACCEPTABLE**. A ROLLING BOIL OF ONE MINUTE IS SUFFICIENT. AS AN ALTERNATIVE, BOTTLED WATER MAY BE USED.*

THIS "PRECAUTIONARY BOIL WATER NOTICE" WILL REMAIN IN EFFECT UNTIL THE MAINTENANCE TASK HAS BEEN COMPLETED AND A BACTERIOLOGICAL SURVEY SHOWS THAT THE WATER IS SAFE TO DRINK. THIS USUALLY CONSISTS OF A TWO DAY SAMPLING PERIOD TO INSURE SAFE DRINKING WATER.

IF YOU HAVE ANY QUESTIONS, YOU MAY CONTACT DEANNA SIMMONS, FROM THE WATER DEPARTMENT AT (352) 259-2802 (NSU WWTP).

A notice with the addresses of the affected area along with this information will be left at the door of all impacted addresses. We appreciate your patience and cooperation in order to maintain the continued integrity and safety of the District Infrastructure.

A tentative schedule of the areas impacted in the upcoming week:

397 Canterbury Ct	8/10/2020
2678 Suffolk St	8/10/2020
2225 Broxton Pl	8/11/2020



The following facilities will be temporarily closed or have scheduled maintenance:

⇒ **Rio Grande Lawn Bowling/Croquet Court**

The Rio Grande Lawn Bowling/Croquet Court will be closed for maintenance August 7th through September 7th.

⇒ **El Santiago Recreation Center Indoor Facilities, Outdoor Facilities and Family Pool**

The El Santiago Recreation Center Indoor Facilities, Outdoor Facilities and Family Pool will be closed for maintenance August 9th.

⇒ **Canal Street Recreation Center**

The Canal Street Recreation Center will be closed for maintenance August 9th.

⇒ **Sterling Heights Recreation Center**

The Sterling Heights Recreation Center will be closed for maintenance August 15th.

⇒ **Bradenton Recreation Center Family Pool**

The Bradenton Recreation Center Family Pool will be closed for maintenance August 5th through August 15th.

⇒ **Manatee Recreation Center Billiards Hall**

The Manatee Recreation Center Billiards Hall will be closed for maintenance August 5th through August 7th.

⇒ **Burnsed Recreation Center Billiards Hall**

The Burnsed Recreation Center Billiards Hall will be closed for maintenance August 19th through August 21st.

⇒ **Moyer Recreation Center Indoor Facilities, Outdoor Facilities and Family Pool**

The Moyer Recreation Center Indoor Facilities, Outdoor Facilities and Family Pool will be closed for parking lot sealcoating August 10th through August 14th.

Construction Update

The Villages®
Community Development Districts
Property Management

Rio Grande Air Gun Range

The structural, masonry, stucco and roofing phases of the project are now complete. All sidewalks for Phase 1 are complete. The trim work for the project is nearing completion.

The existing range will remain open until the new facility is completed, adhering to the COVID – 19 District Action Plan & Health Department guidance.




Construction Update

The Villages®
Community Development Districts
Property Management

Brownwood Woodshop

The basic exterior shell structure of the building is complete. The contractor is near completion of the roofing installation. The interior metal framing systems are underway.



Frequently Asked Questions and Answers



Submit Feedback,
Inquiry, or Concern

The Villages® Community Development Districts Customer Service

The street light behind our home is not working at night, who should I call?

You should notify the company you pay your electric bill to:

SECO (352) 793-3801 or [SECO Energy Light Finder](#)

DUKE (800)700-8744 or [Duke Energy](#)

City of Leesburg (352) 728-9830 or [City of Leesburg Electric Department](#)

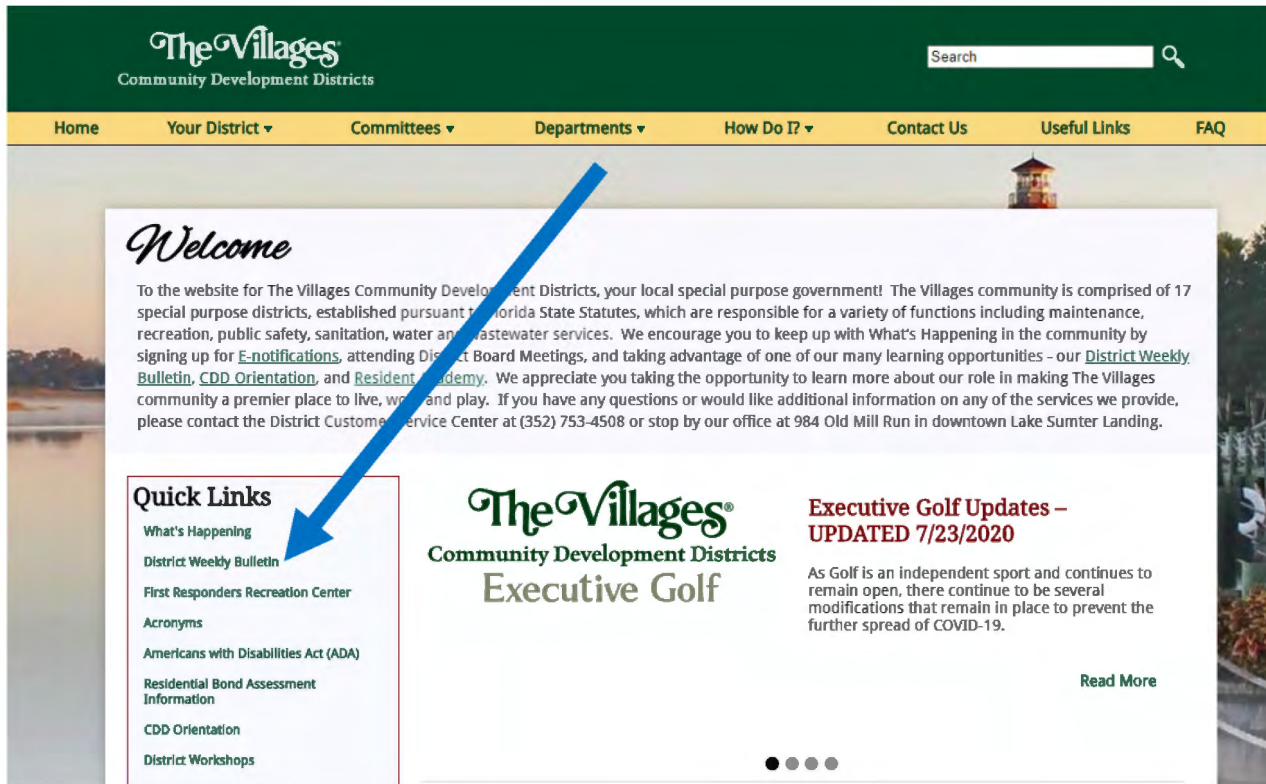
If you are able to locate the number on the pole, please provide it when reporting the outage.



Did you know that you can find previous Weekly Bulletins on www.DistrictGov.org?

Visit www.DistrictGov.org.

Under Quick Links on the left hand side, click on District Weekly Bulletin.



If you have any questions on the information included below, please contact the District Customer Service Center at (352) 753-4508.

📅 July 2020

-  [District Weekly Bulletin 07-29-20](#)
-  [District Weekly Bulletin 07-22-20](#)
-  [District Weekly Bulletin 07-15-20](#)
-  [District Weekly Bulletin 07-08-20](#)
-  [District Weekly Bulletin 07-01-20](#)

📅 June 2020

📅 May 2020

📅 April 2020

On this page, you will find the previous District Weekly Bulletins.





The Villages®
Community Development Districts
Risk Management

Innocent lives are lost every day because drivers recklessly decide to run red lights or slide through stop signs. We must do everything in our power to protect our children, our families and our communities.

Safety is the responsibility of every driver — not just during Stop on Red Week, but every day and every time someone gets behind the wheel. Intersection safety is an extremely important aspect of road safety in our community.

By using innovative technologies such as red-light safety cameras at dangerous intersections across the country, we can put an end to deadly red-light running.

Did you know?

An Insurance Institute for Highway Safety (IIHS) study found that cameras reduced the fatal red-light running crash rate of large cities by 21 percent and the rate of all types of fatal crashes at signalized intersections by 14 percent.

National Stop on Red Week serves as an important reminder of the dangers in intersections and the importance of stopping on red. Preventing these crashes is in each driver's control. Together, we can protect our community, families and children by **ALWAYS STOPPING ON RED.**





The Villages®

Community Development Districts
Risk Management

2019 Trends in Red-Light Running (data from 107 red-light camera programs)

- ⇒ More drivers ran red lights in May, more than any other month.
- ⇒ More than 1 million red-light running violations occurred during the hours of 1-5pm.
- ⇒ Memorial Day Weekend was the highest-ranked holiday travel period for red-light running.
- ⇒ More than 3.5 million drivers ran red lights in 2019.
- ⇒ More than 550,000 drivers ran red lights on Friday, making it the deadliest day for red-light running.

The National Coalition for Safer Roads shows how deadly red-light running is through an interactive red-light running fatality map, making **Florida the fifth most dangerous state for red-light running.**





The Villages®
Community Development Districts
Risk Management

TEN REASONS TO STOP ON RED

1. Red-light running can be fatal.
2. One in three Americans know someone who has been injured or killed in a red-light running crash.
3. Between 2004-2018, an estimated 11,877 people were killed in a red-light running related crashes.
4. On average, two people died each day in red-light running crashes in the United States in 2017.
5. Motor vehicle crashes are the leading cause of death for U.S teens.
6. In 2018, 139,000 were injured in crashes involving red-light running.
7. Over half of the deaths in red-light running crashes are pedestrians, bicyclists and occupants in vehicles other than the vehicle running the red light.
8. Nearly 85% of drivers say it is unacceptable to go through red-lights, yet nearly 31% admitted to doing so in the past 30 days.
9. The most common type of urban crashes involve drivers who run red lights, stop signs, and other traffic controls.
10. Red-light running is often a result of aggressive or distracted driving and is completely preventable.



Source: <https://ncsrsafety.org/stop-on-red-3/>



The Villages Fire Rescue Department
is hosting a

FREE Car Seat Check

August 6, 2020

3 – 5 p.m.

Fire Station #44, 3035 S. Morse Boulevard



To schedule an appointment:

352-205-8280

Please provide age & weight of each child under 8 when making an appointment

This event is open to all staff, family members and members of the community.

Please know that the firefighters (installers) will be following CDC guidelines regarding social distancing and wearing masks and gloves during this event.

We all want our children to travel safely in cars. Installing a car seat for younger children and babies can be a challenge. This one-on-one learning experience typically takes 20-30 minutes per child, depending on your car seat and vehicle. When you leave, you should be confident that your child's seat is installed correctly and feel comfortable reinstalling it on your own.

Before the Car Seat Checkup

- **To ensure your safety and that of the installers, masks will be required**
- **Please bring with you:**
 - current car seat(s) along with child(ren)
 - the vehicle owner's manual
 - the car seat manual
- **Allow 20-30 minutes per appointment/child**
- **Be prepared to purchase a replacement car seat if the current one is deemed unsafe. There are no free seats offered at the station, they must be replaced AT COST.**
- If possible, bring another caregiver to help while you are learning.

During the Car Seat Checkup

During the checkup, the Installer will:

- Fill out a car seat check form to document the process (including car seat type, location in vehicle, misuse observations, etc.). The form may be electronic or on paper.
- Review car seat selection appropriate for your child's age, weight and height as well as review factors that affect proper use.
- Review the car seat instruction manual and the vehicle owner's manual to ensure that both are being followed correctly.
- Ensure that an appropriate seating position in the vehicle is being used.
- Check the car seat for recalls, visible damage and an expiration date.
- Guide your installation of the car seat. You are encouraged to ask to learn how to install the car seat in different seating positions with different installation techniques.
- Discuss the next steps for your child, such as when to move to the next type of car seat.
- Discuss your state laws and best practice recommendations for occupant safety.
- Discuss the benefits of everyone riding properly restrained, including all adults.
- Discuss safety in and around the vehicle & answer any questions.



Voting Precincts

2020 is a presidential election year and many of our recreation centers are voting precincts! Below is some information to help you.

Early Voting: Primary Election: August 8th through 15th from 9 am – 6 pm

Lake County

- No locations for early voting in The Villages facilities

Marion County

- Mulberry Grove

Sumter County

- Allamanda
- Rohan
- Laurel Manor
- Tierra Del Sol - Early Voting Only

Primary Election: August 18th from 7 am – 7 pm

Lake County

- La Hacienda
- Moyer
- Paradise

Marion County

- Mulberry Grove

Sumter County

- Allamanda
- Canal Street
- Captiva
- Coconut Cove
- Colony Cottage
- Eisenhower
- El Santiago
- Fenney
- Laurel Manor
- Pimlico
- Rohan
- Saddlebrook
- Savannah
- SeaBreeze
- Sterling Heights
- Truman



For questions as to what precinct/center you are assigned to, please refer to the Supervisor of Elections website for the county in which you reside. Each have a precinct locator and other helpful information.

Voting Websites:

Lake County- <https://www.lakevotes.com/>

Marion County- <https://www.votemarion.com/>

Sumter County- <https://www.sumterelections.org/>

What's Happening In Your District...



Callahan and Belle Glade Villas

District Property Management (DPM) has received the necessary permit modification from Southwest Florida Water Management District (SWFWMD) to complete work within Wetland 88 (District wetland asset identification) under conditions of the Environmental Resources Permit. Regular updates of the District's progress to design, permit and advance the work are presented monthly to the District 10 Board of Supervisors. Now that the design is complete and the permit modification has been approved by SWFWMD, the District is proceeding with the procurement of a contractor to complete the work within the wetland. DPM will present a recommendation to award the contract for this project within Wetland 88 to the Project Wide Advisory Committee (PWAC) and the Sumter Landing Community Development District (SLCDD) for approval to proceed with the award of the contract.

The engineering review process of all existing conditions potentially impacting the pavement life span was necessary to develop the best solution to provide improved pavement conditions. It was determined from the review of the geotechnical borings performed that the pavement condition was being impacted by the seasonal groundwater intrusion into the pavement subgrade. Once the project within the wetlands is completed, DPM will monitor the groundwater elevations beneath the road surface for a few months to verify the intended results are achieved. Once the intended results are verified, the District will be able to move forward with the planned pavement restoration project. Based on current schedules the paving project is most likely to occur late in 2020 as part of the fiscal year 20-21 budget (beginning October 2020). The District will continue to provide regular updates to the District 10 Board, PWAC and Villa residents regarding project milestones and related project progress. Thank you for your patience and be assured the District is working diligently to provide a long-term and cost-effective pavement restoration solution. For questions and updates please contact Blair Bean, P.E., Director of District Property Management at 352-753-4022.

Information Provided By The Florida Department of Transportation

As part of the Multi-Modal Bridge project over Florida's Turnpike at milepost 303, in Sumter County, we will be performing a full closure of northbound and southbound Florida's Turnpike between CR 470 (Exit 296) and US 301 (Exit 304) to allow crews to set the bridge.

To perform this work, traffic will be detoured during the following dates and times:

Northbound and southbound Florida's Turnpike/SR 91 between CR 470 (Exit 296) and US 301 (Exit 304)

Overnight full road closure, 11 p.m. Wednesday, August 26, to 5 a.m. Thursday, August 27.

If necessary, this closure may also occur from 11 p.m. Thursday, August 27, to 5 a.m. Friday, August 28.

Detour information:

- Northbound Florida's Turnpike/SR 91 traffic wishing to continue north will be directed to exit at County Road (CR) 470 (Exit 296), travel east on CR 470 to US 27, travel north on US 27 to SR 44, travel west on SR 44 to W. Main Street/SR 44, continue west on SR 44 to US 301 and travel south on US 301 to access northbound Florida's Turnpike.
- Southbound Florida's Turnpike/SR 91 traffic wishing to continue south will be directed to exit at US 301 (Exit 304), travel south on US 301 to Commercial Street/US 301, continue south on US 301 to CR 470 and travel east on CR 470 to access southbound Florida's Turnpike.
- Okahumpka Service Plaza traffic wishing to access northbound Florida's Turnpike/SR 91 will be directed to travel south on Florida's Turnpike and exit at County Road (CR) 470 (Exit 296), travel east on CR 470 to US 27, travel north on US 27 to SR 44, travel west on SR 44 to W. Main Street/SR 44, continue west on SR 44 to US 301 and travel south on US 301 to access northbound Florida's Turnpike.

During the closure, motorists will not have access to the Okahumpka Service Plaza. The Turkey Lake Service Plaza located at milepost 263 will work as an alternate stop for drivers. Please note this schedule may change due to inclement weather or unforeseen conditions.

Information Provided By The City of Wildwood to Village Community Development District No. 12 Residents



The City of Wildwood has contracted with Pavement Technology Inc. to apply a pavement preservation treatment to your roads. This treatment has been used by agencies throughout the country to extend the life of asphalt roadways. The product will protect the pavement by providing an in-depth seal and revitalizing the asphalt to withstand the effects of aging. There will be some minor inconvenience during the construction process. Typically, the work takes less than an hour while the product is being applied. Residents will have access to their driveways at all times.

Prior to any construction you will receive a door notification 24 hours in advance with additional instructions and information.

For more information on the product or the construction process you can visit the City of Wildwood website at www.wildwood-fl.gov and click on "Street Repaving" or you can visit the contractor's website at www.pavetechinc.com and click on Neighborhood FAQ's.

Thank you for your patience and cooperation during this process.