

Contact Us:

Customer Service
(352) 753-4508

Administration
(352) 751-3939

Budget
(352) 674-1920

Community Standards
(352) 751-3912

Community Watch
(352) 753-0550

Property Management
(352) 753-4022

Finance Customer Service
(352) 750-0000

Human Resources
(352) 674-1905

Public Safety
(352) 205-8280

Purchasing
(352) 751-6700

Recreation Administration
(352) 674-1800

Risk Management
(352) 674-1828

Utility Operations
(352) 751-3939

District Weekly Bulletin



CDD Orientation

This valuable program is held the **second** and **fourth** Thursday of the month at 10:00 a.m. at the District office located at 984 Old Mill Run in Lake Sumter Landing. For additional information, please contact the District Customer Service Center at 352-753-4508.

Information Provided by...



District Administrative Offices

Appointments can be made by emailing or contacting the appropriate District Department.

- Administration - 352-751-3939 or CustomerService@districtgov.org
- Budget - 352-674-1920
- Bonds - 352-751-3900 or Bonds@districtgov.org
- Community Standards - 352-751-3912 or DeedCompliance@districtgov.org
- Community Watch - 352-753-0550 or CommunityWatch2@districtgov.org
- Customer Service - 352-753-4508 or CustomerService@districtgov.org
- District Clerk - 352-751-3939
- District Property Management - 352-753-4022 or PropertyManagement@DistrictGov.org
- Finance - 352-753-0421
- Executive Golf - 352-674-1885
- Human Resources - 352-674-1905 or HumanResources@districtgov.org
- Public Safety - 352-205-8280 or publicsafety@districtgov.org
- Purchasing - 352-751-6700
- Recreation & Parks - 352-674-1800 or RecreationDepartment@districtgov.org
- Risk Management - 352-674-1828 or RiskManagement@districtgov.org
- Utilities - 352-750-0000 or Utilities@districtgov.org

If you do not know which department to contact, please call the District Customer Service Center at 352-753-4508.

There is a drop box available in the breezeway outside of the District office located at 984 Old Mill Run. If you need to drop off correspondence, please utilize the locked drop box.

HONORING ALL WHO SERVED
VETERANS DAY
— UNITED STATES OF AMERICA —



Veterans Day Holiday Information

The District Customer Service Center and all District Administrative Offices will be closed on Thursday, November 11, 2021, in observance of Veterans Day. We will resume normal business hours on Friday, November 12th. If you have any questions or would like additional information, please contact the District Customer Service Center at 352-753-4508.

All Recreation Centers, Outdoor Facilities and Swimming Pools will remain open for your enjoyment. Outdoor Facilities and Swimming Pools will close at Dusk.

- Guest ID Cards, Trail Fees and Activity Registration services will be available at La Hacienda, Lake Miona, Eisenhower, Rohan and Everglades Regional Recreation Centers from 8:30 AM - 12:00 PM on Thursday, November 11, 2021.
- Fitness Clubs will be open on Thursday, November 11, 2021.

Enjoy your Veterans Day! If you have any questions or need further information, please contact your nearest recreation center or call Recreation Administration at 352-674-1800.

Sanitation Holiday Information

- **Village Community Development Districts 1-11**

If you live in Village Community Development Districts 1-11 in the Sumter County, Marion County or Fruitland Park portions of The Villages, there is no sanitation schedule change due to the holiday.

- **Village Community Development District No. 12 and No. 13**

There is no sanitation schedule change due to the holiday.

- **Lake County portion of The Villages (not including VCDD No. 11)**

If you live in the Lake County portion of The Villages, there are no sanitation or recycling schedule changes due to the holiday.

- **Lady Lake portion of The Villages**

If you live in the Town of Lady Lake portion of The Villages, there are no sanitation or recycling schedule changes due to the holiday.

The Villages®
Community Development Districts
Customer Service

CDD Orientation - Holiday Schedule

No sign-ups or fees are required for this presentation. This valuable program is typically held on the second and fourth Thursday of the month at 10:00 AM at the District office located at 984 Old Mill Run in Lake Sumter Landing. Due to the upcoming holidays, the CDD Orientation schedule for the remainder of 2021 has been adjusted accordingly. There are three remaining CDD Orientation classes for this calendar year, and the dates for each are listed below:

- Thursday, October 28, 2021
- Thursday, November 18, 2021
- Thursday, December 9, 2021

January 2022 will begin our normal CDD Orientation schedule of the second and fourth Thursday of every month. For additional information, please contact the District Customer Service Center at 352-753-4508.

If you are unable to attend a Thursday session, the District created a video presentation called District Orientation that provides an overview on The Villages Community Development Districts' operation and District Departments and Staff that help make The Villages a premier community. Please click the following link to view the videos and presentations - [District Orientation](#).

You may call 352-753-4508 for additional information.

Information Provided By...



Hummingbird Neighborhood Recreation Area Grand Opening

Join us on Friday, October 29, 2021, for the Grand Opening of the Hummingbird Neighborhood Recreation Area. The ribbon cutting will be held at 10:00 AM.

HUMMINGBIRD RECREATION

in The Village of Hammock at Fenney

Opening Tomorrow at 10am





AP Adult Pool Adults 30+
Bocce
Corn Toss
Shuffleboard

Directions: Head west on Warm Springs Ave, turn left on Fenney Way, right on Reader Path, 1/2 mile past Red Fox Executive Golf Course on the right.

The Villages®
Recreation & Parks

3735 Reader Path | 352-674-1830
RecreationDepartment@DistrictGov.org | DistrictGov.org

Fishing in The Villages


Florida is conducive to year-round fishing which makes The Villages a perfect community to offer ample fishing opportunities for those who wish to wet a hook and line. To ensure your fishing experience is enjoyable, it is important to know the rules and regulations for fishing these water bodies. The Village Community Development Districts and the State's Water Management Districts oversee and manage many of the water bodies located throughout The Villages community. These water bodies serve several purposes for the community and also provide anglers fishable areas for their recreational enjoyment. For more information, please [click here](#).

Information Provided By...



Annual Christmas Parade

Join your neighbors and celebrate the season by being a part of the Annual Christmas Parade on Saturday, December 11, 2021. Applications for the parade will be accepted through Friday, November 19, 2021.



The Villages® Christmas Parade

Saturday, December 11, 2021 | 12PM START TIME | The Villages Polo Field

Group Name _____

Contact Name _____

Phone/Cell _____ Email _____

Group Marshall _____ Email _____

Golf Cars	Walkers	Music	Type of equipment to be used
___ #2 seats	<input type="checkbox"/> Yes	<input type="checkbox"/> Yes	_____
___ #4 seats	<input type="checkbox"/> No	<input type="checkbox"/> No	_____
___ #6 seats	___ Total		Entry description
___ Total			_____

Entry deadline **Friday, November 19**

Entries chosen informed by **Monday, November 22**

Mail application to **Recreation & Parks Department**
1200 Avenida Central, The Villages, FL 32159

Organization meeting* **Tuesday, November 30 • 1PM**
Saddlebrook Recreation Center


**Mandatory for each club representative. Failure to attend meeting will forfeit parade participation.*

For More Info: DistrictGov.org | RecreationDepartment@DistrictGov.org | 352-753-1716

REQUIREMENTS: Maximum 10 golf cars, 30 walkers per club/group. A lottery selection for parade participants will be used because of the allowable number of entries that can participate. No advertising, promotions or causes to be displayed anywhere on participating golf cars or with walkers. The recreation department has booked Santa and Mrs. Claus. **We respectfully ask that you do NOT display, and/or dress as Santa or Mrs. Claus on your parade float or while walking.**

PLEASE NOTE: Only one (1) entry per group. Motorized vehicles (cars, trucks, motorcycles) and horses are prohibited. No tossing or throwing any item along the parade route. Activity content may be altered/modified at the discretion of VCDD Recreation.

INCLEMENT WEATHER POLICY: The Recreation Department reserves the right to postpone, and/or cancel the event in the event of inclement weather that could impact the public, health and safety of spectators, participants and staff. In the event of cancellation the event WILL NOT be rescheduled.



© 2021 Village Center Community Development District. All Rights Reserved.



Welcome!

TO THE VILLAGES RECREATION & PARKS REGISTRATION PAGE

8 Easy Steps - How To LOGIN On Our NEW Registration Page

- 1** GO TO OUR WEBSITE: DistrictGov.org > Recreation
- 2** CLICK: the REGISTER NOW Button
- 3** CLICK: the SIGN IN | UP Button on our New Registration Page
- 4** CLICK: the FORGOT PASSWORD to reset your password, then ENTER email
- Required to access new site, please allow time to receive your password reset by email
- 5** SIGN IN: with your updated login name/password then read/sign waivers
- 6** CLICK: ACTIVITIES listed at top to search for a specific activity
- In the Activity Search area, click on Activities button for more specific search options
- 7** SELECT: an activity that you would like to register for – it will be added to your shopping cart. Once you have selected the activity, be sure to select the correct name of the registrant and initial the waiver checkbox
- 8** CHECK OUT: items in your shopping cart then follow remaining prompts to complete transaction



If you experience issues logging in, please feel free to contact Recreation Administration or visit one of our AT YOUR SERVICE areas, available at all Regional Recreation Complexes.



Did You Know??

The Villages®

Community Development Districts
Community Watch

Since being awarded accreditation status for the first non-911 dispatcher center by the Florida Telecommunication Accreditation Commission (FLA-TAC) in June 2021, the Community Watch Dispatch Center has been sharing the knowledge. In October, Assistant Director Juliane Day was asked to travel to the Florida Police Accreditation Commission training event in St. Petersburg to teach a class on Chapter and Training. The class focused on the challenges and accommodations that CW had to make to come into compliance with the applicable standards.

In addition, FLA-TAC Executive Director Robert Brongel has requested that Assistant Director Juliane Day serve as Team Leader for two accreditation assessments. In December, Day will travel to the Pensacola Police Department to assess their 911 center and ensure they are in compliance with the accreditation standards and will do the same in January for the Flagler County Sheriff's Office.

Did You Know??

The Villages®

PUBLIC SAFETY DEPARTMENT



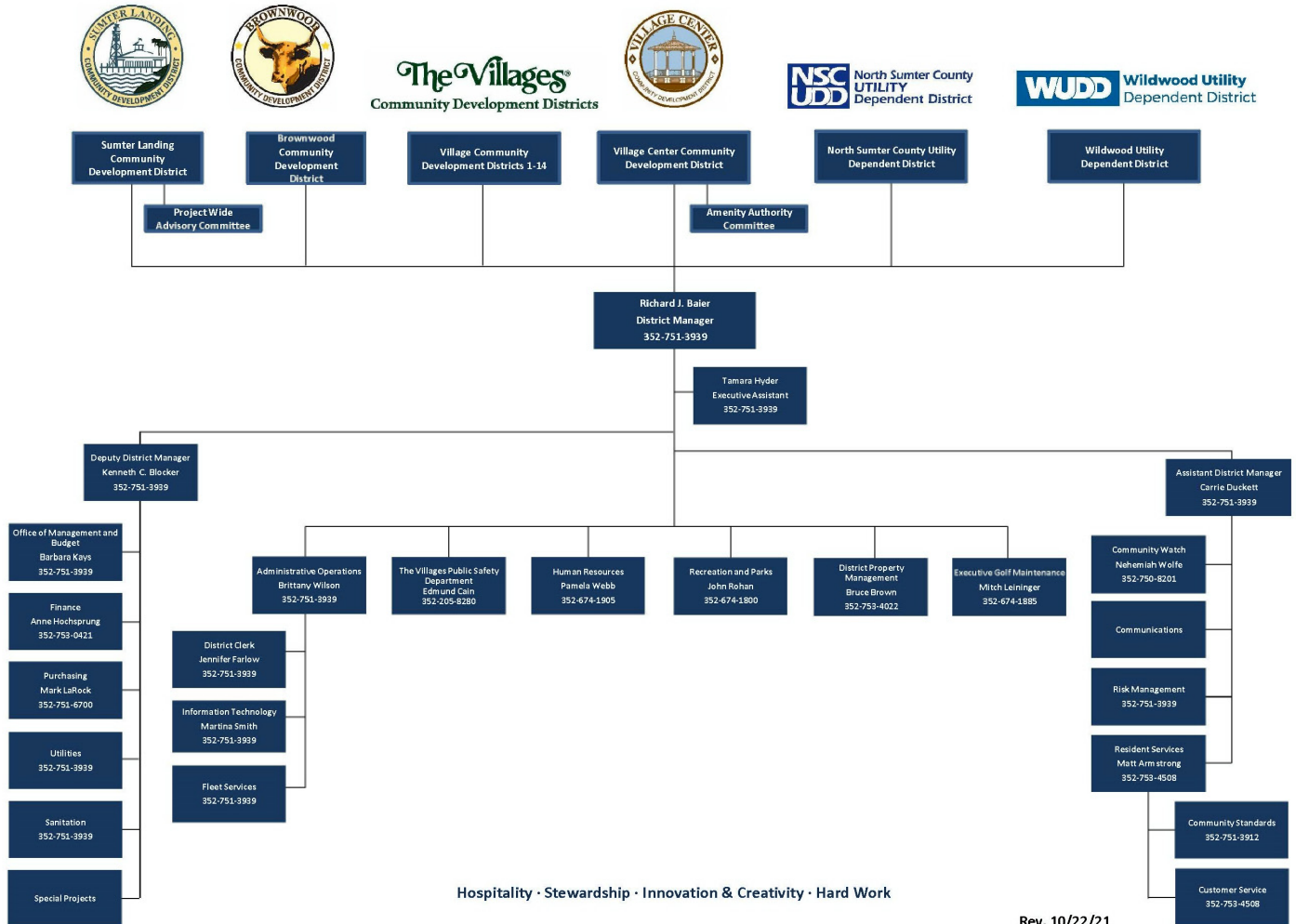
What is the Neighborhood AED Program?

By training volunteers, purchasing an Automated External Defibrillator (AED) and tying into the 911 system, neighbors can become first responders to rescue fellow neighbors. Each responder would have ReadyAlert paging service. When a cardiac arrest occurs, a call is made to 911. Once the 911 operator determines the nature of the emergency to be a cardiac arrest, the system would dispatch the AED group (in addition to medical personnel) via ReadyAlert. While one or more responders would go immediately to the home, others would go to the AED unit and take it where needed. The AED is stored in a locked cabinet located in the neighborhood and all responders have keys. Currently, there are over 195 AED groups in The Villages community.

What do I do if my neighborhood wants to participate in the Neighborhood AED Program?

Contact Emergency Response Specialist Lt. John Longacre by calling 352-205-8280 or by email at john.longacre@districtgov.org

Updated District Organizational Chart



Save The Dates

Silver Lake Executive Golf Course Grand Re-Opening

Due to the inclement weather forecast for tomorrow, the District will be moving the Silver Lake Executive Golf Course Re-Opening ceremony indoors to the Silver Lake Recreation Center, located at 683 Rainbow Blvd. The ceremony will still take place at 9:00 AM. Staff will be on hand to help direct any residents and guests to the indoor facility. Regular tee times will still be available starting at 1:00 PM. We thank you for your support and understanding and look forward to seeing you there.

GRAND Re-Opening!

Join us at Silver Lake Executive Golf Course!

Oct. 28  RIBBON CUTTING 9AM

TEE TIMES STARTING AT 1PM



In celebration, we invite you to join us for the ribbon cutting and to play our newly renovated course. Residents can make requests for afternoon tee times at Silver Lake Executive Golf Course for the reopening day **beginning October 21st**.

Parking is limited for ribbon cutting, golf cars are encouraged.

© 2021 Village Center Community Development District. All Rights Reserved.

The Villages
Community Development Districts
Executive Golf

For More Information call: 352-753-4508 or email: ExecutiveGolfMaintenance@DistrictGov.org

Lake County 2021 Mobility Week Trail Ride

Saturday, October 30, 2021 • Time: 8:00 AM - 11:30 AM

Calling all biking enthusiasts!

Explore Lake County's recreational trails in a guided group ride starting from the Lake County McDonald Canal boat ramp and Northshore Trailhead in Mount Dora to the Green Mountain Scenic Overlook and Trailhead in Minneola. The 16-mile round trip will tour the historic muck farms, lakefront, swamps, and beautiful, canopied areas. No sign-up required. All rider levels are welcome. Please note that the ride will occur on a natural surface with hard packed lime rock and gravel. Contact Mike Stephens at 352-483-5899 or mike.stephens@unitedsouthernbank.com with questions.

[Click here for route map.](#)



The Villages®
Community Development Districts
District 2

NOTICE OF VACANCY
VILLAGE COMMUNITY DEVELOPMENT
DISTRICT NO. 2 BOARD OF SUPERVISORS

The Village Community Development District No. 2 Board of Supervisors is seeking applicants who are interested in filling Seat 1, which was recently vacated due to the passing of an existing Board Supervisor. The remainder of the existing four (4) year term for the vacated Seat will expire in November 2022.

Any interested applicants must be a qualified elector which is defined by Florida Statute 190 as “any person at least 18 years of age who is a citizen of the United States, a legal resident of Florida and of the District, and who registers to vote with the Supervisor of Elections in the county in which the district land is located”. To obtain additional information or request an application you may contact Jennifer Farlow, District Clerk at (352) 751-3939 or obtain a copy of the application on the www.districtgov.org website.

Applications must be submitted to the District Clerk no later than 5 PM on Wednesday, December 1, 2021, at the District Office, 984 Old Mill Run, The Villages, FL

The Board of Supervisors will interview applicants during a Board Meeting to be held on **Friday, December 10, 2021 at 9:30 a.m. in the Savannah Regional Recreation Center, 1545 Buena Vista Blvd., The Villages, FL.**

The Board of Supervisors welcome interested applicants to include a resume with their experience as an attachment to the application

APPLICATION FOR APPOINTMENT TO DISTRICT 2 BOARD OF SUPERVISORS

PLEASE PRINT OR TYPE

APPLICANT NAME: _____ E-MAIL: _____

ADDRESS: _____ PHONE # _____

CITY: _____ ZIP CODE: _____ CELL/BUSINESS# _____

OCCUPATION: _____ PREVIOUS OCCUPATION: _____

HOW LONG HAVE YOU LIVED IN THE VILLAGES? _____

REFERENCES: (PLEASE DO NOT USE CDD BOARD MEMBERS)

NAME ADDRESS PHONE

1) _____

2) _____

3) _____

PLEASE ADD ADDITIONAL SHEETS AS NECESSARY

HAVE YOU ATTENDED THE COMMUNITY DEVELOPMENT DISTRICT ORIENTATION SEMINAR?

WHAT PRESENT/PREVIOUS WORK EXPERIENCE DO YOU HAVE WHICH RELATES TO DISTRICT 2 RESPONSIBILITIES?

WHAT PRESENT/PREVIOUS VOLUNTEER EXPERIENCES DO YOU HAVE WHICH RELATES TO DISTRICT 2 RESPONSIBILITIES?

WHAT SPECIAL CONTRIBUTIONS DO YOU BELIEVE YOU CAN BRING TO DISTRICT 2?

WHY DO YOU WANT TO SERVE ON THE DISTRICT 2 BOARD?

HAVE YOU ATTENDED ANY DISTRICT 2 BOARD MEETINGS?

LIST GOVERNMENT BOARDS (OR COUNCILS) ON WHICH YOU HAVE PREVIOUSLY SERVED.

PLEASE RETURN COMPLETED FORM NO LATER THAN **Wednesday, December 1, 2021 at 5:00 p.m.** TO THE DISTRICT OFFICE, ATTENTION: JENNIFER FARLOW, 984 OLD MILL RUN, THE VILLAGES, FLORIDA 32162. PLEASE CALL MS. FARLOW AT (352) 751-3939 IF YOU HAVE ANY QUESTIONS REGARDING YOUR APPLICATION.

IMPORTANT LEGAL REQUIREMENTS FOR DISTRICT 2 BOARD OF SUPERVISORS

AS A MEMBER OF DISTRICT 2 BOARD OF SUPERVISORS, YOU WILL BE OBLIGATED TO FOLLOW ANY APPLICABLE LAWS REGARDING GOVERNMENT-IN-SUNSHINE, CODE OF ETHICS FOR PUBLIC OFFICERS AND PUBLIC RECORDS DISCLOSURE. TRAINING IN THESE AREAS WILL BE PROVIDED BY THE DISTRICT.

SIGN: _____ DATED: _____

PRINT: _____ RECEIVED BY CLERK: _____

The Villages®
Community Development Districts
District 7

NOTICE OF VACANCY
VILLAGE COMMUNITY DEVELOPMENT
DISTRICT NO. 7 BOARD OF SUPERVISORS

The Village Community Development District No. 7 Board of Supervisors is seeking applicants who are interested in filling Seat 2, which is vacant due to the resignation of a Board Supervisor. The remainder of the existing four (4) year term for the vacated Seat will expire in November 2024.

Any interested applicants must be a qualified elector, which is defined by Florida Statute 190 as “any person at least 18 years of age who is a citizen of the United States, a legal resident of Florida and of the district, and who registers to vote with the Supervisor of Elections in the county in which the district land is located.” To obtain additional information or request an application, you may contact Jennifer Farlow, District Clerk at 352-751-3939 or obtain a copy of the application on the www.districtgov.org website.

Applications must be submitted to Jennifer Farlow, the District Clerk, no later than Tuesday, November 9, 2021, at 12 PM at the District Office, 984 Old Mill Run, The Villages, FL.

Applications received by the District Clerk’s Office by noon on November 1, 2021 will be considered by the Board of Supervisors, during the Village Community Development District No. 7 Board Meeting held on **Thursday, November 18, 2021, at 8:00 AM.** The meeting will be held at **SeaBreeze Regional Recreation Complex, 2384 Buena Vista Blvd., The Villages, Florida 32162.**

APPLICATION FOR APPOINTMENT - VCDD NO. 7 BOARD OF SUPERVISORS

PLEASE PRINT OR TYPE

APPLICANT NAME: _____ E-MAIL: _____

ADDRESS: _____ PHONE # _____

CITY: _____ ZIP CODE: _____ CELL/BUSINESS# _____

OCCUPATION: _____ PREVIOUS OCCUPATION: _____

HOW LONG HAVE YOU LIVED IN THE VILLAGES? _____

REFERENCES: (PLEASE DO NOT USE A VCDD NO. 7 BOARD SUPERVISOR AS A REFERENCE)

NAME ADDRESS PHONE

1) _____

2) _____

3) _____

APPLICANTS ARE ENCOURAGED TO SUBMIT ADDITIONAL SHEETS AS NECESSARY

HAVE YOU ENGAGED WITH YOUR DISTRICT GOVERNMENT BY ATTENDING:

BOARD MEETINGS OR WORKSHOPS?

CDD ORIENTATION? (DATE)

RESIDENT ACADEMY? (DATE)

PROVIDE YOUR KNOWLEDGE, SKILLS AND ABILITIES, AS IT RELATES TO YOUR SERVICE AS A BOARD SUPERVISOR:

PROVIDE DETAILS OF HOW YOU WOULD EMBODY THE DISTRICT'S CORE VALUES OF STEWARDSHIP, HARDWORK, HOSPITALITY AND CREATIVITY AND INNOVATION.

EXPLAIN HOW YOUR PRIOR SERVICE ON A GOVERNMENT BOARD, COUNCIL OR COMMITTEE HAS PREPARED YOU TO SERVE AS A VCDD NO. 7 BOARD SUPERVISOR.

IF YOU DO NOT HAVE PRIOR EXPERIENCE AS AN ELECTED OFFICIAL, PLEASE EXPLAIN HOW YOU WOULD ANTICIPATE INTERACTING WITH THE VCDD NO. 7 BOARD OF SUPERVISORS.

IS THERE ANYTHING IN YOUR PERSONAL OR PROFESSIONAL LIFE THAT MIGHT BE CONSIDERED CONTROVERSIAL, IF YOU WERE APPOINTED TO SERVE AS A VCDD NO. 7 BOARD SUPERVISOR?

PLEASE RETURN COMPLETED FORM NO LATER THAN **TUESDAY, NOVEMBER 9, 2021 at 12:00 P.M.** TO THE DISTRICT OFFICE, ATTENTION: JENNIFER FARLOW, 984 OLD MILL RUN, THE VILLAGES, FLORIDA 32162. PLEASE CALL MS. FARLOW AT 751-3939 IF YOU HAVE ANY QUESTIONS REGARDING YOUR APPLICATION.

IMPORTANT LEGAL REQUIREMENTS FOR VCDD NO. 7 BOARD OF SUPERVISORS

AS A MEMBER OF THE VCDD NO. 7 BOARD OF SUPERVISORS YOU WILL BE OBLIGATED TO FOLLOW ANY APPLICABLE LAWS REGARDING GOVERNMENT-IN-SUNSHINE, CODE OF ETHICS FOR PUBLIC OFFICERS AND PUBLIC RECORDS DISCLOSURE. TRAINING IN THESE AREAS WILL BE PROVIDED BY THE DISTRICT.

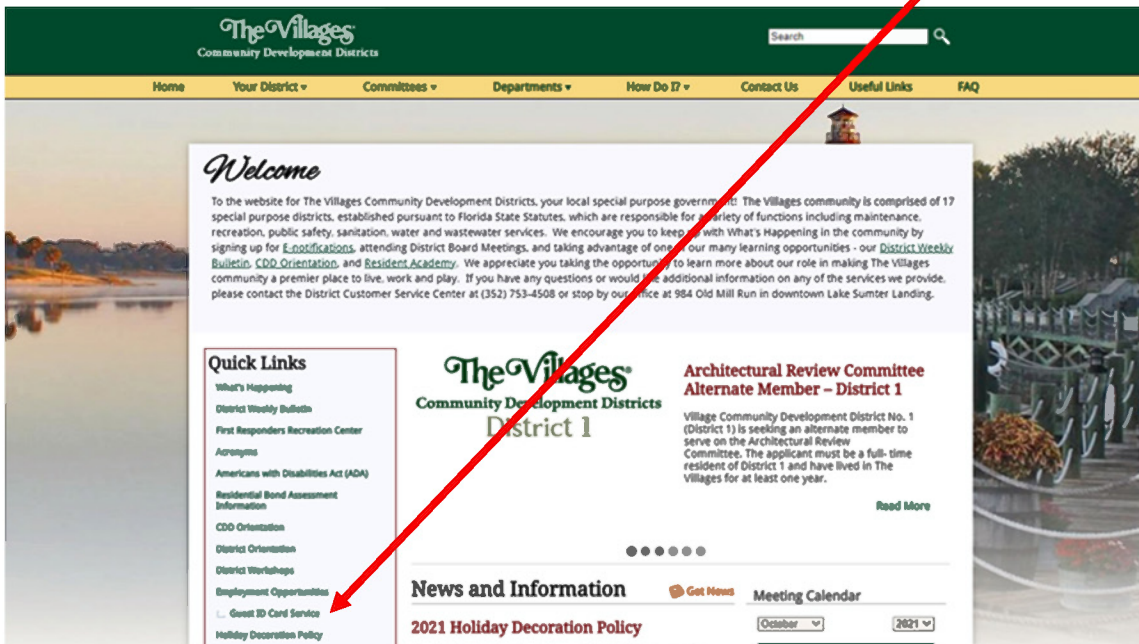
SIGN: _____ DATED: _____

PRINT: _____ RECEIVED BY CLERK: _____

Guest Passes Online

Guest passes can be ordered online to pickup at any regional recreation complex or one of the District Customer Service Offices.

1. Visit www.DistrictGov.org.
2. From the left hand side of the page, click on “Guest ID Card Service” under Quick links.



3. Type your Resident ID and Pin No. Click Log In.

Your Resident ID number can be found on your Resident ID card under the barcode. If you don't know your 4 digit pin number, contact the District Customer Service Office at 352-753-4508.

- 4. On the Guest ID Application page,
 - Complete the form.
 - Select the Pick Up Location.
 - Click Save Application.
 - Complete the information for any other guests.

If you do not have 3 days from the arrival date, once you complete the application you can contact the pick up location and they can edit the dates.



Guest Name/Birthdate	Guest Home Address, City & State/Province	Check if Visited Villages Before	Date of Visit
First: <input type="text"/> Last: <input type="text"/> <small>A Guest ID Card is required for all guests who are at least 1 year old.</small> Guest Birth Info Mo. <input type="text"/> Day <input type="text"/> Year <input type="text"/>	Street: <input type="text"/> City: <input type="text"/> State/Province: <input type="text"/> Zip/Postal Code: <input type="text"/> - <input type="text"/> <input type="text"/>	<input type="checkbox"/>	Arrival Date <input type="text" value="Fri, Oct 30, 2020"/> Departure Date <input type="text" value="Sat, Oct 31, 2020"/>
Select Pick Up Location: <input type="text" value="Choose Location"/>		Save Application Print Guest List Log Off ? HELP	

If you want a guest request cancelled that you entered today, please use the cancel button to remove guests that you have added today. Guest ID Requests submitted to the Customer Service Center can ONLY be picked up Monday through Friday. Guest ID's may be picked up 10/30/2020.

Guest Pass Pick Up Locations

Locations to pick up your guest passes during the week from 8:30 AM to 4:00 PM:

Paradise: 352-753-0637

La Hacienda: 352-753-1716

Savannah Center: 352-750-6084

Mulberry Grove: 352-259-6040

Laurel Manor: 352-751-7110

Lake Miona: 352-430-2950

Colony Cottage: 352-750-1935

Sea Breeze: 352-750-2488

Eisenhower: 352-674-8390

Rohan: 352-674-8400

Fenney: 352-674-8460

Everglades: 352-674-8434

District Customer Service Centers: 352-753-4508 (Monday – Friday from 8:00 AM to 5:00 PM)

For weekend pick up, please contact the following regional recreation complexes from 8:30 AM to 12:00 PM:

La Hacienda: 352-753-1716

Lake Miona: 352-430-2950

Eisenhower: 352-674-8390

Rohan: 352-674-8400

Everglades: 352-674-8434

Did You Know??

Villa and Parking Lot Paving Information - Updated 10/22/2021

Ranger Construction Company will begin milling and overlaying the roads in the following villas and parking lots:

Paving Information – Updated 10/22/2021		
	Location:	Date:
District 1	Villa De La Vista West	October 25 – October 28
	Villa San Miguel	October 28 – November 2
	Rio Grande Villas	November 2 – November 4
	Villa San Antonio	November 4 – November 8
	De La Vista Postal Parking Lot	November 8 – November 10
	Hacienda Postal Parking Lot	November 10 – November 12
District 2	Santo Domingo Postal Parking Lot	November 15 – November 17
	Villa Vera Cruz	November 17 – November 22
District 3	Villa Valdosta	November 22 – November 29
	Villa Alexandria	November 29 – December 1
District 4	Belle Meade East	December 1 – December 8
Lake Sumter Landing Market Square	Cody’s Restaurant Parking Lot	December 8 – December 10
Spanish Springs Town Square	Van Patten Parking Lot	December 13 – December 17

Dates may be adjusted due to unforeseen circumstances, including weather.

Everything possible will be done to minimize your inconvenience. For the SAFETY of our crews and all residents, we ask that you adhere to the following requests:

- Reschedule any work or deliveries to your villa until the paving is complete as they may be denied access. Only residents and emergency vehicles will have immediate access during the construction.

Did You Know??

Villa and Parking Lot Paving Information - Updated 10/22/2021

- PLEASE DO NOT run your irrigation, wash your vehicle, or empty your pool during the week, as it will increase the work time.
- ALL vehicles and trailers must be parked OFF of the roads, and the overflow parking areas must be empty as to not impede the work.
- Please be advised that newly paved roadways will take approximately one hour to cure and should not be driven on while hot! Driving before this time could result in tracking asphalt onto your driveway and damaging the new roadway.
- If you must travel through the construction, PLEASE drive slowly and watch for and listen to directions provided by the contract workers.

Please be aware that in some cases, residents have installed decorative curbing, pavers, landscape, and other features within the District-owned property (road right-of-way area) or decorative curbing over the top of the asphalt and extending out beyond the right of way into the actual road.

While our contractor is diligent in performing the Mill and Overlay operation and will take all precautions to protect your property, these improvements (that are in the road, the right-of-way areas, or encroaching into the street) are subject to damage or destruction without compensation to the resident.


Residents may wish to remove items from the road right-of-way areas in advance of Mill and Overlay to mitigate the potential for damage. The District will not make repairs, restoration, or restitution for items within the road right-of-way that are inadvertently damaged during construction.


Our goal is to give you a new road that will last a maximum life with the LEAST amount of inconvenience. Your cooperation is GREATLY APPRECIATED. If you have any questions during the work, there will be someone on-site to help. For additional information, please contact District Property Management at 352-753-4022.





Happy Halloween!

Halloween is this Sunday, October 31st. Risk Management wishes you a very safe, healthy Halloween weekend. Please keep the following in mind while enjoying the weekend:

 **Be Smart About Decoration Placement!** Do not overload electrical outlets when plugging in your scary indoor décor, especially the older decorations. When it comes to setting up outdoor decorations, follow manufacturer instructions to help avoid unexpected damage to your home or guests.

 **Set Up Spooky Candles With Care!** Use a battery-operated candle or glow stick in jack-o-lanterns! Teach children to stay away from open flames, including jack-o-lanterns with candles in them. Dried flowers, cornstalks, and fabrics catch fire easily. Remember to keep all decorations away from open flames. Remember, always keep a multipurpose fire extinguisher accessible, filled, and ready for operation.

 **Pay Close Attention When Driving!** More than twice the amount of accidents happen on Halloween between 4 p.m. and 10 p.m. compared to the same hours on other days throughout the year, according to the National Highway Traffic Safety Administration. Eliminate any distractions you might have and keep your eye on the road for any Halloween activity and trick-or-treaters. Provide children with flashlights or glow sticks so they are more visible, as it is getting darker earlier in the evening this time of year. Watch for children who could be dressed in dark clothing, walking on roadways, medians, and curbs.

 **Be a Safe Pedestrian!** It is just as important that pedestrians are alert and paying attention when walking from house to house on Halloween. Have a flashlight or reflective clothing to be more visible to drivers. If a home does not have their lights on, don't approach the home while trick-or-treating. Dark homes could mean they are not participating in celebrations, or simply that they are not home, and can cause potential hazards if not well lit. Enter and exit driveways and alleys with caution, and use side walks whenever available. Costume safety is important! Wear well fitted masks, costumes, and shoes to avoid blocked vision, trips, and falls.

Frequently Asked Questions and Answers



Submit Feedback,
Inquiry, or Concern

Who provides emergency management and services to the residents of The Villages?

Emergency management and services related to preparation for severe weather, floods, hurricanes and other disaster response activities fall under the purview of the county in which you live.

If you have questions on severe weather or other emergency management issues in your area, please contact the appropriate county below. Lake, Marion and Sumter Counties also have programs designed to notify their residents of weather incidents, hazardous conditions and other important information.

To sign up for the notifications in your county, please visit the links below or contact the county in which you live for additional information.

Lake County - Emergency Management: 352-343-9420 or visit or <https://www.lakecountyfl.gov/emergency-management>

Marion County - Emergency Management: 352-732-8100 or visit <https://www.marionso.com/emergency-management>

Sumter County—Emergency Management: 352-689-4400 or visit <http://sumtercountyfl.gov/718/Emergency-Management> and <https://member.everbridge.net/453003085614874/login>

State & Federal Severe Weather Information:

Local weather: <http://www.weather.gov>

Tropical weather: <http://www.nhc.noaa.gov>

State Emergency Management: www.floridadisaster.org

The Villages®

Community Development Districts

HOLIDAY DECORATION POLICY

TITLE: District Holiday Decoration Policy – Gate House & Villa/Village Entry Sign Wall

DATE ISSUE: October 1, 2021

REVISION: To 2020 Amended Policy

OVERVIEW:

The District will permit the Gate Houses and Village/Villa entry sign walls to be decorated by resident groups. This policy excludes postal stations. Holiday decorations allow residents to show their holiday spirit and develop esprit de corps within The Villages. THANK YOU to all residents and groups who contribute to the festivity and celebration of approved holidays and seasons. In keeping with our core value of Stewardship, a Holiday Decoration Policy was created and approved to ensure the protection of District infrastructure, as well as promote the safety of residents installing and removing the approved decorations. All Holiday decorations must comply with community standards and not pose a nuisance or safety hazard.

Prior to installation, residents must submit a “request for approval” application to District Property Management (DPM) and sign the following Activity Release of Liability. All individuals installing decorations must sign the release prior to installation or it must be signed by the “Resident Group” leader who is accepting liability for the Holiday Decorations. Holiday Decorations without approval will be removed.

The following needs to be submitted in order for District Property Management to approve a request to display Holiday Decorations:

1. Signed Liability Release Form;
2. Dimensioned designed diagram and proposed location(s);

For ease of application, there is a drop box located at the District Property Management offices at 1026 Canal Street, The Villages. The DPM offices are located on the 2nd Floor above City Fire Grill. Alternatively, the signed Liability Release form and Dimensioned Design Diagram can be submitted via e-mail to DPM at: PropertyManagement@DistrictGov.org. For questions on compliance with the Holiday Decoration Policy, contact District Property Management at (352) 753-4022.

The Villages®
Community Development Districts
HOLIDAY DECORATION POLICY

**HOLIDAY DESIGN APPLICATION &
ACTIVITY RELEASE OF LIABILITY**

I acknowledge and agree that by allowing the resident holiday decorating activities set forth above, the Village Center Community Development District, Sumter Landing Community Development District, Brownwood Community Development District, the numbered Village Community Development Districts, and North Sumter County Utility Development District (collectively, the “Released Parties”) do not assume any responsibility or liability for bodily injury, property damage or other loss or injury to me, my property or third parties in connection with such activities. In consideration of being able to participate in the described activities, I, for myself and for my executors, administrators, personal representatives, assigns, heirs, and next of kin hereby agree to:

1. Release, hold harmless, covenant not to sue, and forever discharge the Released Parties and all their officers, employees, directors, members, executives, agents, affiliates, representatives, successors and assigns from any claims and demands arising out of, or in connection with the activities set forth above, including but not limited to any injury, damage or loss caused or contributed to, in whole or in part, by a negligent act or omission of the Released Parties.
2. Indemnify the Released Parties from and against any loss, liability, damage or cost caused by or in connection with the holiday decoration or installation thereof, whether caused by negligence, action or inaction of the Released Parties or other individual or entity.
3. Agree the foregoing release and waiver is intended to be as broad and inclusive as permitted by Florida law, and that if any portion is held invalid for any reason, the balance should continue in full legal force and effect.

(Signature)

(Signature)

(Print Name)

(Print Name)

(Date)

(Date)

The Villages®

Community Development Districts

HOLIDAY DECORATION POLICY

POLICY:

Approved decorations can be displayed on the following observed holidays:

- Presidents' Day
- Memorial Day
- Flag Day
- Independence Day
- Labor Day
- Patriot Day
- Veterans Day
- Winter Holiday

With the exception of the winter holiday, approved decorations can be installed five (5) days before the holiday and must be removed within three (3) days after the holiday. Winter Holiday decorations can be installed for a maximum of thirty (30) days, with them being installed no earlier than December 1st and removed no later than January 5th.

The District reserves the right to remove, alter, or relocate decorations for public safety or the protection of District property. The District is not responsible for removed, lost, stolen or damaged decorations. Decorations which are removed by District Staff due to lack of approval or non-compliance with the District Holiday Decoration Policy shall be removed, tagged and marked by DPM and tie-wrapped or otherwise secured and “dropped in place” for resident retrieval. (**Note: American Flags will never be “dropped in place” nor allowed to touch the ground and will be respectfully removed until retrieved by Residents**). Dropped-in-Place Decorations which are not retrieved within 48-hours by residents will be relocated to the Alhambra Storage Facility for future identification and release to owners. Residents may complete the application process or contact DPM for additional guidance for compliance. District Property Management will store Holiday Decorations at the Alhambra Storage Facility for 30-days before being permanently disposed of.

APPROVED DECORATIONS INCLUDE:

- Garland
- Wreaths
- American & Military Flags
- Holiday Specific Feather Banners
- Red, White and/or Blue Ribbons for Patriotic Holidays

The Villages®

Community Development Districts

HOLIDAY DECORATION POLICY

- Red, White and/or Blue Ribbons for Patriotic Holidays
- Red, Green, White, Blue, Silver and Gold Ribbons for Winter Holidays

DECORATING GUIDELINES:

- No nails, screws, tape or any other material that would break, peel or penetrate the surface of the Gate House & Villa/Village Entry Sign Walls. Due to safety concerns regarding National Electric Code, lights, outdoor rated extension cords, outdoor rated fixtures and bulbs, GFCI, flammability, covers for damp locations, glare on drivers and pedestrians and other distractions caused by blinking, motion or strobe lights, the use of any lights (electric or battery) is strictly prohibited.
- No colored ribbon other than red, white or blue is permitted with the exception of Winter Holiday, during which only red, green, white, blue, silver and gold are permitted.
- Only wire, rope or cord can be used to display holiday decorations from entry walls.
- Ribbons, Banners and Flags shall not obscure sign wall lettering.
- All feather banners must be placed a minimum of the overall height of the feather banner plus 3-feet from the closest roadway or multi-modal path based on the height of the feather banner. (example: a 10' tall feather banner must be placed no closer than 13' to the closest roadway or multi-modal). District Property Management will review proposed locations and provide guidance on placement as to not interfere or damage irrigation or landscaping and must not be a visual impairment for vehicular traffic, golf carts or pedestrians. Tall feather banners shall not be permitted to overhang roadways, paths or multi-modal paths. They must be positioned to allow for 3' of free space from roadways, paths or multi-modal paths in the event they fall or are blown down by wind. DPM will relocate feather banners to safe locations, if space permits based on overall height and available area for placement.
- Flag displays (American and Military) at Village/Villa entry sign walls must be tastefully displayed and limited to no more than four (4) American Flags and/or limited to one (1) for each branch of the United States Military (Army, Navy, Marines, Air Force, Coast Guard, Space Force). American Flags need to be in pristine condition, cannot be tattered and torn, and its red and white bars and the union (the blue field of stars) are bright and vibrant. Flags may be 3-foot x 5-foot or smaller in size.

SPECIFICATIONS FOR WINTER HOLIDAY DECORATIONS:

Village/Villa Entry Wall:

The Villages®

Community Development Districts

HOLIDAY DECORATION POLICY

- Green garland, green wreaths (maximum 3 feet in width, not to obscure sign wall lettering) and bows are acceptable decorations.
- No colored ribbon other than red, green, white, blue, silver and gold are permitted.

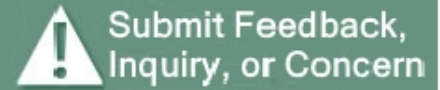
Gate House:

- One green wreath with a bow (maximum 3 feet in width) may be placed on the entrance and exit side of the Gate House.
- No decorations will be authorized on Gate Houses or Gate House islands which create a line-of-sight obstruction to Gate House attendants, residents, drivers or pedestrians.

HONOR SYSTEM POLICY:

- The Holiday Decoration Policy is designed to allow our allow residents to show their holiday spirit and develop esprit de corps within The Villages. It is done on an Honor System basis that requires minimal application, has a liability release and review process and thus requires minimal enforcement.
- District Property Management, in the course of its many other duties and responsibilities is responsible for enforcement of the Holiday Decoration Policy, however, there is no gnarantee of 100% compliance enforcement at any given time.
- DPM is not staffed to perform “patrols” in search of non-compliant or unapproved decorations. Residents who participate in the Holiday Decoration Policy are required to submit an application and accept the terms of the liability release form. Failure to do so will result in non-compliant or unapproved Holiday Decorations being removed or relocated by DPM in the normal course of duties for DPM staff.

Frequently Asked Questions and Answers



The Villages® Community Development Districts Utilities

Do you have old paint sitting in the garage? An old empty propane tank? Leftover gasoline or used motor oil?

If so, these and other hazardous chemicals and items should not be placed in your regular household trash. The following locations will accept these items and more. Please contact the appropriate disposal site for full details.

Marion County

Marion County residents can dispose of the following items at any of the county's 18 recycling centers:

- Used motor oil and oil filters
- Household and automotive batteries
- Latex paint
- Household electronics (accepted at Baseline, Dunnellon, Forest Corners, Fort McCoy, Martel, Newton, and Weirsdale (13535 SE 164th ST) recycling centers in the big green compactor boxes labeled "electronics recycling")

In addition, there are four special household electronics recycling events held at the McPherson Complex in Ocala throughout the year. The calendar of dates can be found at www.marioncountyfl.org.



Frequently Asked Questions and Answers



Submit Feedback,
Inquiry, or Concern

The Villages® Community Development Districts Utilities

Lake County

Lake County residents can dispose of hazardous waste at the Household Hazardous Waste Center located at **13130 County Landfill Road, County Road 561, Tavares** with proof of residency. There are also Mobile Unit Events held throughout the year in various Lake County locations.

- Automotive fluids (Antifreeze, Gasoline, Motor Oil, etc.)
- Paint Products
- Lawn/Garden (Fertilizers, Insecticides, Pesticides, etc)
- Propane cylinders
- Fluorescent lamps
- Household batteries (including rechargeable)
- Pool chemicals

A complete list of acceptable items and the schedule of Mobile Unit Events can be found at www.lakecountyfl.gov.

Sumter County

Sumter County residents can dispose of the following items at the Sumter County Citizens Drop Off Area at **819 CR 529, Lake Panasoffkee**:

- Batteries
- Clean Scrap Metal
- Gasoline
- Oil and oil filters
- Tires and Household Electronics are accepted also, however there is a charge to drop off these items.

Sumter County hosts two Household Electronics and Hazardous Waste Mobile Collection events per year, during the Spring and Fall.

For more information please visit www.sumtercountyfl.gov.

Information Provided by Sumter County

Household Electronics & Hazardous Waste Mobile Collection - Amnesty Day

Saturday, November 6, 2021 - 8 AM to 2 PM

Location: Lake Okahumpka Park, 6085 E. SR 44, Wildwood 34785

What to Bring:

Automotive fluids and batteries	Herbicides	Propane Tanks (25 lbs)
Cleaners	Household electronics (TVs, VCRs, computers,	Rechargeable household batteries
Fertilizers	Latex & oil based paints	Smoke detectors
Fluorescent lamps and Mercury containing devices	Paint removers and thinners	Solvents
Fungicides	Pesticides	Wood Preservatives
Gas (old gas & old gas cans)	Pool Chemicals	

What not to bring:

Biological/Infectious waste	Explosives	Radioactive waste
Empty paint cans	Tires	

HOW TO PACKAGE AND TRANSPORT CHEMICALS

1. Do NOT mix chemicals together.
2. Keep products in original labeled containers if possible.
3. Place containers into cardboard boxes to prevent breakage.
4. Place leaky container in clear plastic bag and transport in box with newspaper.
5. Put boxes in trunk or in back of vehicle away from passengers.

For more information, visit their website at <https://sumtercountyfl.gov/1236/Household-Electronics-Hazardous-Waste-Mo>.



The following facilities will be temporarily closed or have scheduled maintenance:

⇒ **La Hacienda Regional Recreation Complex Indoor Facilities, Outdoor Facilities and Sports Pool**

The La Hacienda Regional Recreation Complex Indoor Facilities, Outdoor Facilities and Sports Pool will be closed for maintenance November 15th and November 20th.

⇒ **Mulberry Grove Regional Recreation Complex Sports Pool**

The Mulberry Grove Regional Recreation Complex Sports Pool will be closed for maintenance October 11th through November 21st.

⇒ **Allamanda Village Recreation Center Shuffleboard Courts**

The Allamanda Village Recreation Center Shuffleboard Courts will be closed for court resurfacing November 1st through November 26th.

⇒ **Hibiscus Village Recreation Center Tennis Courts**

The Hibiscus Village Recreation Center Tennis Courts will be closed for court resurfacing November 1st through November 26th.

⇒ **Mallory Square Neighborhood Recreation Area Adult Pool**

The Mallory Square Neighborhood Recreation Area Adult Pool will be closed for maintenance on November 9th.

⇒ **Bacall Village Recreation Center Indoor Facilities, Outdoor Facilities and Family Pool**

The Bacall Village Recreation Center Indoor Facilities, Outdoor Facilities and Family Pool will be closed for quarterly cleaning on November 6th.

⇒ **Colony Cottage Regional Recreation Complex Indoor Facilities, Fitness Club, Outdoor Facilities and Sports Pool**

The Colony Cottage Regional Recreation Complex Indoor Facilities, Fitness Club, Outdoor Facilities and Sports Pool will be closed for maintenance on November 12th.



The following facilities will be temporarily closed or have scheduled maintenance:

⇒ **Odell Village Recreation Center Indoor Facilities, Outdoor Facilities and Family Pool**

The Odell Village Recreation Center Indoor Facilities, Outdoor Facilities and Family Pool will be closed for maintenance November 22nd through December 12th.

⇒ **Fish Hawk Village Recreation Center Indoor Facilities, Outdoor Facilities and Family Pool**

The Fish Hawk Village Recreation Center Indoor Facilities, Outdoor Facilities and Family Pool will be closed for maintenance on November 1st.

⇒ **Captiva Village Recreation Center Indoor Facilities, Outdoor Facilities and Family Pool**

The Captiva Village Recreation Center Indoor Facilities, Outdoor Facilities and Family Pool will be closed for Maintenance on November 2nd.

⇒ **Rohan Regional Recreation Complex Indoor Facilities, Outdoor Facilities and Sports Pool**

The Rohan Regional Recreation Complex Indoor Facilities, Outdoor Facilities and Sports Pool will be closed for Maintenance on November 9th.

⇒ **Burnsed Village Recreation Center Indoor Facilities, Outdoor Facilities and Family Pool**

The Burnsed Village Recreation Center Indoor Facilities, Outdoor Facilities and Family Pool will be closed for maintenance on October 28th.

⇒ **Silver Lake, Sandhill, Sweetgum and Pimlico Executive Golf Courses**

The Silver Lake, Sandhill, Sweetgum and Pimlico Executive Golf Courses will be closed until further notice for approved infrastructure improvement projects.

Information Provided By...

ARCHITECTURAL REVIEW COMMITTEE

Village Community Development District No. 1 (District 1), No. 6 (District 6), No. 7 (District 7) and No. 8 (District 8) are seeking alternate members to serve on the Architectural Review Committee.

The alternate applicant must be a full time resident of District 6, District 7 or District 8 and have lived in The Villages for at least one year. Candidates are recommended to have education and/or experience in any of the following areas: architecture, ability to read site plans, residential/commercial construction, building management, deed restricted communities, landscaping, county code enforcement, etc; however, this is not required. The Committee meets weekly, on Wednesdays, for approximately 3 hours (8:00 a.m. until 11:00 a.m.).

The required attendance for the alternate member is to attend an Architectural Review Committee meeting each week for four (4) weeks and then monthly thereafter.

If you are interested in becoming an alternate member on the Architectural Review Committee, complete the application by clicking one of the following links: [District 1 Application](#), [District 6 Application](#), [District 7 Application](#) and [District 8 Application](#) and returning it to the Community Standards Department, 984 Old Mill Run, The Villages, Florida

Section 112.3145(7)(g), Florida Statutes requires that Architectural Review Committee members must complete and submit a Statement of Financial Interests (Form 1) at the time they are appointed to the Architectural Review Committee. This form can be found on the last 6 pages of this bulletin.

The Villages®
Community Development Districts
Community Standards

COMMUNITY STANDARDS DEPARTMENT
ARCHITECTURAL REVIEW COMMITTEE
VOLUNTEER MEMBER FOR
VILLAGE COMMUNITY DEVELOPMENT DISTRICT NO. 7

APPLICATION FOR MEMBERSHIP

This application **must** be returned to the Community Standards Department, 984 Old Mill Run, The Villages, Florida **no later than 5:00 p.m. on April 16, 2021.**

I understand that being a member of the Architectural Review Committee (ARC) is a volunteer position with a four year commitment which I will spend approximately two hours every week as a committee member. **The applicant must be a full time resident of Village Community Development District No. 7 and have lived in The Villages for at least one year.** Committee members are recommended to have education and/or experience in any of the following areas: architecture, ability to read site plans, residential/commercial construction, building management, deed restricted communities, landscaping, county code enforcement, etc.

1. Please briefly describe your past business or career paths.

2. What special skills or education do you have that would benefit the ARC? (Please include special skills, experience or training such as architect, ability to read site plans, builder, condo/building management, working with deed restricted communities, etc.)

3. Are you familiar with your deed restrictions and/or covenants? Y N`

Signature _____ Phone _____

Print Name _____ Village of _____

Address _____ Date _____

Village Community Development Districts
984 Old Mill Run, The Villages, Florida 32162
Business Phone: 352-751-3912 Business Fax: 352-751-6707

SAMPLE
For each District's Application, please see the previous page.

FORM 1**STATEMENT OF
FINANCIAL INTERESTS****2020**

Please print or type your name, mailing address, agency name, and position below:

FOR OFFICE USE ONLY:

LAST NAME -- FIRST NAME -- MIDDLE NAME :

MAILING ADDRESS :

CITY : ZIP : COUNTY :

NAME OF AGENCY :

NAME OF OFFICE OR POSITION HELD OR SOUGHT :

CHECK ONLY IF CANDIDATE OR NEW EMPLOYEE OR APPOINTEE****** THIS SECTION MUST BE COMPLETED ********DISCLOSURE PERIOD:**

THIS STATEMENT REFLECTS YOUR FINANCIAL INTERESTS FOR CALENDAR YEAR ENDING DECEMBER 31, 2020.

MANNER OF CALCULATING REPORTABLE INTERESTS:

FILERS HAVE THE OPTION OF USING REPORTING THRESHOLDS THAT ARE ABSOLUTE DOLLAR VALUES, WHICH REQUIRES FEWER CALCULATIONS, OR USING COMPARATIVE THRESHOLDS, WHICH ARE USUALLY BASED ON PERCENTAGE VALUES (see instructions for further details). CHECK THE ONE YOU ARE USING (must check one):

 COMPARATIVE (PERCENTAGE) THRESHOLDS OR DOLLAR VALUE THRESHOLDS**PART A -- PRIMARY SOURCES OF INCOME** [Major sources of income to the reporting person - See instructions]
(If you have nothing to report, write "none" or "n/a")

NAME OF SOURCE OF INCOME	SOURCE'S ADDRESS	DESCRIPTION OF THE SOURCE'S PRINCIPAL BUSINESS ACTIVITY

PART B -- SECONDARY SOURCES OF INCOME[Major customers, clients, and other sources of income to businesses owned by the reporting person - See instructions]
(If you have nothing to report, write "none" or "n/a")

NAME OF BUSINESS ENTITY	NAME OF MAJOR SOURCES OF BUSINESS' INCOME	ADDRESS OF SOURCE	PRINCIPAL BUSINESS ACTIVITY OF SOURCE

PART C -- REAL PROPERTY [Land, buildings owned by the reporting person - See instructions]
(If you have nothing to report, write "none" or "n/a")

You are not limited to the space on the lines on this form. Attach additional sheets, if necessary.

FILING INSTRUCTIONS for when and where to file this form are located at the bottom of page 2.

INSTRUCTIONS on who must file this form and how to fill it out begin on page 3.

PART D — INTANGIBLE PERSONAL PROPERTY [Stocks, bonds, certificates of deposit, etc. - See instructions]
(If you have nothing to report, write "none" or "n/a")

TYPE OF INTANGIBLE	BUSINESS ENTITY TO WHICH THE PROPERTY RELATES

PART E — LIABILITIES [Major debts - See instructions]
(If you have nothing to report, write "none" or "n/a")

NAME OF CREDITOR	ADDRESS OF CREDITOR

PART F — INTERESTS IN SPECIFIED BUSINESSES [Ownership or positions in certain types of businesses - See instructions]
(If you have nothing to report, write "none" or "n/a")

NAME OF BUSINESS ENTITY	BUSINESS ENTITY # 1	BUSINESS ENTITY # 2
ADDRESS OF BUSINESS ENTITY		
PRINCIPAL BUSINESS ACTIVITY		
POSITION HELD WITH ENTITY		
I OWN MORE THAN A 5% INTEREST IN THE BUSINESS		
NATURE OF MY OWNERSHIP INTEREST		

PART G — TRAINING For elected municipal officers, appointed school superintendents, and commissioners of a community redevelopment agency created under Part III, Chapter 163 required to complete annual ethics training pursuant to section 112.3142, F.S.

I CERTIFY THAT I HAVE COMPLETED THE REQUIRED TRAINING.

IF ANY OF PARTS A THROUGH G ARE CONTINUED ON A SEPARATE SHEET, PLEASE CHECK HERE

SIGNATURE OF FILER:

Signature:

Date Signed:

CPA or ATTORNEY SIGNATURE ONLY

If a certified public accountant licensed under Chapter 473, or attorney in good standing with the Florida Bar prepared this form for you, he or she must complete the following statement:

I, _____, prepared the CE Form 1 in accordance with Section 112.3145, Florida Statutes, and the instructions to the form. Upon my reasonable knowledge and belief, the disclosure herein is true and correct.

CPA/Attorney Signature: _____

Date Signed: _____

FILING INSTRUCTIONS:

If you were mailed the form by the Commission on Ethics or a County Supervisor of Elections for your annual disclosure filing, return the form to that location. To determine what category your position falls under, see page 3 of instructions.

Local officers/employees file with the Supervisor of Elections of the county in which they permanently reside. (If you do not permanently reside in Florida, file with the Supervisor of the county where your agency has its headquarters.) Form 1 filers who file with the Supervisor of Elections may file by mail or email. Contact your Supervisor of Elections for the mailing address or email address to use. Do not email your form to the Commission on Ethics, it will be returned.

State officers or specified state employees who file with the Commission on Ethics may file by mail or email. To file by mail, send the completed form to P.O. Drawer 15709, Tallahassee, FL 32317-5709; physical address: 325 John Knox Rd, Bldg E, Ste 200, Tallahassee, FL 32303. To file with the Commission by email, scan your completed form and any attachments as a pdf (do not use any other format), send it to CEForm1@leg.state.fl.us and retain a copy for your records. Do not file by both mail and email. Choose only one filing method. Form 6s will not be accepted via email.

Candidates file this form together with their filing papers.

MULTIPLE FILING UNNECESSARY: A candidate who files a Form 1 with a qualifying officer is not required to file with the Commission or Supervisor of Elections.

WHEN TO FILE: Initially, each local officer/employee, state officer, and specified state employee must file **within 30 days** of the date of his or her appointment or of the beginning of employment. Appointees who must be confirmed by the Senate must file prior to confirmation, even if that is less than 30 days from the date of their appointment.

Candidates must file at the same time they file their qualifying papers.

Thereafter, file by July 1 following each calendar year in which they hold their positions.

Finally, file a final disclosure form (Form 1F) within 60 days of leaving office or employment. Filing a CE Form 1F (Final Statement of Financial Interests) does not relieve the filer of filing a CE Form 1 if the filer was in his or her position on December 31, 2020.

NOTICE

Annual Statements of Financial Interests are due July 1. If the annual form is not filed or postmarked by September 1, an automatic fine of \$25 for each day late will be imposed, up to a maximum penalty of \$1,500. Failure to file also can result in removal from public office or employment. [s. 112.3145, F.S.]

In addition, failure to make any required disclosure constitutes grounds for and may be punished by one or more of the following: disqualification from being on the ballot, impeachment, removal or suspension from office or employment, demotion, reduction in salary, reprimand, or a civil penalty not exceeding \$10,000. [s. 112.317, F.S.]

WHO MUST FILE FORM 1:

- 1) Elected public officials not serving in a political subdivision of the state and any person appointed to fill a vacancy in such office, unless required to file full disclosure on Form 6.
- 2) Appointed members of each board, commission, authority, or council having statewide jurisdiction, excluding members of solely advisory bodies, but including judicial nominating commission members; Directors of Enterprise Florida, Scripps Florida Funding Corporation, and Career Source Florida; and members of the Council on the Social Status of Black Men and Boys; the Executive Director, Governors, and senior managers of Citizens Property Insurance Corporation; Governors and senior managers of Florida Workers' Compensation Joint Underwriting Association; board members of the Northeast Fla. Regional Transportation Commission; board members of Triumph Gulf Coast, Inc; board members of Florida Is For Veterans, Inc.; and members of the Technology Advisory Council within the Agency for State Technology.
- 3) The Commissioner of Education, members of the State Board of Education, the Board of Governors, the local Boards of Trustees and Presidents of state universities, and the Florida Prepaid College Board.
- 4) Persons elected to office in any political subdivision (such as municipalities, counties, and special districts) and any person appointed to fill a vacancy in such office, unless required to file Form 6.
- 5) Appointed members of the following boards, councils, commissions, authorities, or other bodies of county, municipality, school district, independent special district, or other political subdivision: the governing body of the subdivision; community college or junior college district boards of trustees; boards having the power to enforce local code provisions; boards of adjustment; community redevelopment agencies; planning or zoning boards having the power to recommend, create, or modify land planning or zoning within a political subdivision, except for citizen advisory committees, technical coordinating committees, and similar groups who only have the power to make recommendations to planning or zoning boards, and except for representatives of a military installation acting on behalf of all military installations within that jurisdiction; pension or retirement boards empowered to invest pension or retirement funds or determine entitlement to or amount of pensions or other retirement benefits, and the Pinellas County Construction Licensing Board.
- 6) Any appointed member of a local government board who is required to file a statement of financial interests by the appointing authority or the enabling legislation, ordinance, or resolution creating the board.
- 7) Persons holding any of these positions in local government: mayor; county or city manager; chief administrative employee or finance director of a county, municipality, or other political subdivision; county or municipal attorney; chief county or municipal building inspector; county or municipal water resources coordinator; county or municipal pollution control director; county or municipal environmental control director; county or municipal administrator with power to grant or deny a land development permit; chief of police; fire chief; municipal clerk; appointed district school superintendent; community college president; district medical examiner; purchasing agent (regardless of title) having the authority to make any purchase exceeding \$35,000 for the local governmental unit.
- 8) Officers and employees of entities serving as chief administrative officer of a political subdivision.
- 9) Members of governing boards of charter schools operated by a city or other public entity.
- 10) Employees in the office of the Governor or of a Cabinet member who are exempt from the Career Service System, excluding secretarial, clerical, and similar positions.
- 11) The following positions in each state department, commission, board, or council: Secretary, Assistant or Deputy Secretary, Executive Director, Assistant or Deputy Executive Director, and anyone having the power normally conferred upon such persons, regardless of title.
- 12) The following positions in each state department or division: Director, Assistant or Deputy Director, Bureau Chief, and any person having the power normally conferred upon such persons, regardless of title.
- 13) Assistant State Attorneys, Assistant Public Defenders, criminal conflict and civil regional counsel, and assistant criminal conflict and civil regional counsel, Public Counsel, full-time state employees serving as counsel or assistant counsel to a state agency, administrative law judges, and hearing officers.
- 14) The Superintendent or Director of a state mental health institute established for training and research in the mental health field, or any major state institution or facility established for corrections, training, treatment, or rehabilitation.
- 15) State agency Business Managers, Finance and Accounting Directors, Personnel Officers, Grant Coordinators, and purchasing agents (regardless of title) with power to make a purchase exceeding \$35,000.
- 16) The following positions in legislative branch agencies: each employee (other than those employed in maintenance, clerical, secretarial, or similar positions and legislative assistants exempted by the presiding officer of their house); and each employee of the Commission on Ethics.

INSTRUCTIONS FOR COMPLETING FORM 1:

INTRODUCTORY INFORMATION (Top of Form): If your name, mailing address, public agency, and position are already printed on the form, you do not need to provide this information unless it should be changed. To change any of this information, write the correct information on the form, and contact your agency's financial disclosure coordinator. You can find your coordinator on the Commission on Ethics website: www.ethics.state.fl.us.

NAME OF AGENCY: The name of the governmental unit which you serve or served, by which you are or were employed, or for which you are a candidate.

DISCLOSURE PERIOD: The "disclosure period" for your report is the calendar year ending December 31, 2020.

OFFICE OR POSITION HELD OR SOUGHT: The title of the office or position you hold, are seeking, or held during the disclosure period even if you have since left that position. If you are a candidate for office or are a new employee or appointee, check the appropriate box.

PUBLIC RECORD: The disclosure form and everything attached to it is a public record. Your Social Security Number is not required and you should redact it from any documents you file. If you are an active or former officer or employee listed in Section 119.071, F.S., whose home address is exempt from disclosure, the Commission will maintain that confidentiality if you submit a written request.

MANNER OF CALCULATING REPORTABLE INTEREST

Filers have the option of reporting based on either thresholds that are comparative (usually, based on percentage values) or thresholds that are based on absolute dollar values. The instructions on the following pages specifically describe the different thresholds. Check the box that reflects the choice you have made. You must use the type of threshold you have chosen for each part of the form. In other words, if you choose to report based on absolute dollar value thresholds, you cannot use a percentage threshold on any part of the form.

IF YOU HAVE CHOSEN DOLLAR VALUE THRESHOLDS THE FOLLOWING INSTRUCTIONS APPLY

PART A — PRIMARY SOURCES OF INCOME

[Required by s. 112.3145(3)(b)1, F.S.]

Part A is intended to require the disclosure of your principal sources of income during the disclosure period. You do not have to disclose any public salary or public position(s). The income of your spouse need not be disclosed; however, if there is joint income to you and your spouse from property you own jointly (such as interest or dividends from a bank account or stocks), you should disclose the source of that income if it exceeded the threshold.

Please list in this part of the form the name, address, and principal business activity of each source of your income which exceeded \$2,500 of gross income received by you in your own name or by any other person for your use or benefit.

"Gross income" means the same as it does for income tax purposes, even if the income is not actually taxable, such as interest on tax-free bonds. Examples include: compensation for services, income from business, gains from property dealings, interest, rents, dividends, pensions, IRA distributions, social security, distributive share of partnership gross income, and alimony, but not child support.

Examples:

— If you were employed by a company that manufactures computers and received more than \$2,500, list the name of the company, its address, and its principal business activity (computer manufacturing).

— If you were a partner in a law firm and your distributive share of partnership gross income exceeded \$2,500, list the name of the firm, its address, and its principal business activity (practice of law).

— If you were the sole proprietor of a retail gift business and your gross income from the business exceeded \$2,500, list the name of the business, its address, and its principal business activity (retail gift sales).

— If you received income from investments in stocks and bonds, list each individual company from which you derived more than \$2,500. Do not aggregate all of your investment income.

— If more than \$2,500 of your gross income was gain from the sale of property (not just the selling price), list as a source of income the purchaser's name, address and principal business activity. If the purchaser's identity is unknown, such as where securities listed on an exchange are sold through a brokerage firm, the source of income should be listed as "sale of (name of company) stock," for example.

— If more than \$2,500 of your gross income was in the form of interest from one particular financial institution (aggregating interest from all CD's, accounts, etc., at that institution), list the name of the institution, its address, and its principal business activity.

PART B — SECONDARY SOURCES OF INCOME

[Required by s. 112.3145(3)(b)2, F.S.]

This part is intended to require the disclosure of major customers, clients, and other sources of income to businesses in which you own an interest. It is not for reporting income from second jobs. That kind of income should be reported in Part A "Primary Sources of Income," if it meets the reporting threshold. You will not have anything to report unless, during the disclosure period:

(1) You owned (either directly or indirectly in the form of an equitable or beneficial interest) more than 5% of the total assets or capital

stock of a business entity (a corporation, partnership, LLC, limited partnership, proprietorship, joint venture, trust, firm, etc., doing business in Florida); **and**,

(2) You received more than \$5,000 of your gross income during the disclosure period from that business entity.

If your interests and gross income exceeded these thresholds, then for that business entity you must list every source of income to the business entity which exceeded 10% of the business entity's gross income (computed on the basis of the business entity's most recently completed fiscal year), the source's address, and the source's principal business activity.

Examples:

— You are the sole proprietor of a dry cleaning business, from which you received more than \$5,000. If only one customer, a uniform rental company, provided more than 10% of your dry cleaning business, you must list the name of the uniform rental company, its address, and its principal business activity (uniform rentals).

— You are a 20% partner in a partnership that owns a shopping mall and your partnership income exceeded the above thresholds. List each tenant of the mall that provided more than 10% of the partnership's gross income and the tenant's address and principal business activity.

PART C — REAL PROPERTY

[Required by s. 112.3145(3)(b)3, F.S.]

In this part, list the location or description of all real property in Florida in which you owned directly or indirectly at any time during the disclosure period in excess of 5% of the property's value. You are not required to list your residences. You should list any vacation homes if you derive income from them.

Indirect ownership includes situations where you are a beneficiary of a trust that owns the property, as well as situations where you own more than 5% of a partnership or corporation that owns the property. The value of the property may be determined by the most recently assessed value for tax purposes, in the absence of a more accurate fair market value.

The location or description of the property should be sufficient to enable anyone who looks at the form to identify the property. A street address should be used, if one exists.

PART D — INTANGIBLE PERSONAL PROPERTY

[Required by s. 112.3145(3)(b)3, F.S.]

Describe any intangible personal property that, at any time during the disclosure period, was worth more than \$10,000 and state the business entity to which the property related. Intangible personal property includes things such as cash on hand, stocks, bonds, certificates of deposit, vehicle leases, interests in businesses, beneficial interests in trusts, money owed you (including, but not limited to, loans made as a candidate to your own campaign), Deferred Retirement Option Program (DROP) accounts, the Florida Prepaid College Plan, and bank accounts in which you have an ownership interest. Intangible personal property also includes investment products held in IRAs, brokerage accounts, and the Florida College Investment Plan. Note that the product contained in a brokerage account, IRA, or the Florida College Investment Plan is your asset—not the account or plan itself. Things like automobiles and houses you own, jewelry, and paintings are not intangible property. Intangibles relating to the same business entity may be aggregated; for example, CDs and savings accounts with the same bank. Property owned as tenants by the entirety or as joint tenants with right of survivorship, including bank accounts owned in such a manner, should be valued at 100%. The value of a leased vehicle is the vehicle's present value minus the lease residual (a number found on the lease document).

PART E — LIABILITIES

[Required by s. 112.3145(3)(b)4, F.S.]

List the name and address of each creditor to whom you owed more than \$10,000 at any time during the disclosure period. The amount of the liability of a vehicle lease is the sum of any past-due payments and all unpaid prospective lease payments. You are not required to list the amount of any debt. You do not have to disclose credit card and retail installment accounts, taxes owed (unless reduced to a judgment), indebtedness on a life insurance policy owed to the company of issuance, or contingent liabilities. A "contingent liability" is one that will become an actual liability only when one or more future events occur or fail to occur, such as where you are liable only as a guarantor, surety, or endorser on a promissory note. If you are a "co-maker" and are jointly liable or jointly and severally liable, then it is not a contingent liability.

PART F — INTERESTS IN SPECIFIED BUSINESSES

[Required by s. 112.3145(6), F.S.]

The types of businesses covered in this disclosure include: state and federally chartered banks; state and federal savings and loan associations; cemetery companies; insurance companies; mortgage companies; credit unions; small loan companies; alcoholic beverage licensees; pari-mutuel wagering companies, utility companies, entities controlled by the Public Service Commission; and entities granted a franchise to operate by either a city or a county government.

Disclose in this part the fact that you owned during the disclosure

period an interest in, or held any of certain positions with the types of businesses listed above. You must make this disclosure if you own or owned (either directly or indirectly in the form of an equitable or beneficial interest) at any time during the disclosure period more than 5% of the total assets or capital stock of one of the types of business entities listed above. You also must complete this part of the form for each of these types of businesses for which you are, or were at any time during the disclosure period, an officer, director, partner, proprietor, or agent (other than a resident agent solely for service of process).

If you have or held such a position or ownership interest in one of these types of businesses, list the name of the business, its address and principal business activity, and the position held with the business (if any). If you own(ed) more than a 5% interest in the business, indicate that fact and describe the nature of your interest.

PART G — TRAINING CERTIFICATION

[Required by s. 112.3142, F.S.]

If you are a Constitutional or elected municipal officer, appointed school superintendent, or a commissioner of a community redevelopment agency created under Part III, Chapter 163 whose service began before March 31 of the year for which you are filing, you are required to complete four hours of ethics training which addresses Article II, Section 8 of the Florida Constitution, the Code of Ethics for Public Officers and Employees, and the public records and open meetings laws of the state. You are required to certify on this form that you have taken such training.

IF YOU HAVE CHOSEN COMPARATIVE (PERCENTAGE) THRESHOLDS THE FOLLOWING INSTRUCTIONS APPLY

PART A — PRIMARY SOURCES OF INCOME

[Required by s. 112.3145(3)(a)1, F.S.]

Part A is intended to require the disclosure of your principal sources of income during the disclosure period. You do not have to disclose any public salary or public position(s), but income from these public sources should be included when calculating your gross income for the disclosure period. The income of your spouse need not be disclosed; however, if there is joint income to you and your spouse from property you own jointly (such as interest or dividends from a bank account or stocks), you should include all of that income when calculating your gross income and disclose the source of that income if it exceeded the threshold.

Please list in this part of the form the name, address, and principal business activity of each source of your income which exceeded 5% of the gross income received by you in your own name or by any other person for your benefit or use during the disclosure period.

"Gross income" means the same as it does for income tax purposes, even if the income is not actually taxable, such as interest on tax-free bonds. Examples include: compensation for services, income from business, gains from property dealings, interest, rents, dividends, pensions, IRA distributions, social security, distributive share of partnership gross income, and alimony, but not child support.

Examples:

— If you were employed by a company that manufactures computers and received more than 5% of your gross income from the company, list the name of the company, its address, and its principal business activity (computer manufacturing).

— If you were a partner in a law firm and your distributive share of partnership gross income exceeded 5% of your gross income, then list the name of the firm, its address, and its principal business activity (practice of law).

— If you were the sole proprietor of a retail gift business and your gross income from the business exceeded 5% of your total gross income, list the name of the business, its address, and its principal business activity (retail gift sales).

— If you received income from investments in stocks and bonds, list each individual company from which you derived

more than 5% of your gross income. Do not aggregate all of your investment income.

— If more than 5% of your gross income was gain from the sale of property (not just the selling price), list as a source of income the purchaser's name, address, and principal business activity. If the purchaser's identity is unknown, such as where securities listed on an exchange are sold through a brokerage firm, the source of income should be listed as "sale of (name of company) stock," for example.

— If more than 5% of your gross income was in the form of interest from one particular financial institution (aggregating interest from all CD's, accounts, etc., at that institution), list the name of the institution, its address, and its principal business activity.

PART B — SECONDARY SOURCES OF INCOME

[Required by s. 112.3145(3)(a)2, F.S.]

This part is intended to require the disclosure of major customers, clients, and other sources of income to businesses in which you own an interest. It is not for reporting income from second jobs. That kind of income should be reported in Part A, "Primary Sources of Income," if it meets the reporting threshold. You will **not** have anything to report **unless** during the disclosure period:

(1) You owned (either directly or indirectly in the form of an equitable or beneficial interest) more than 5% of the total assets or capital stock of a business entity (a corporation, partnership, LLC, limited partnership, proprietorship, joint venture, trust, firm, etc., doing business in Florida); **and**,

(2) You received more than 10% of your gross income from that business entity; **and**,

(3) You received more than \$1,500 in gross income from that business entity.

If your interests and gross income exceeded these thresholds, then for that business entity you must list every source of income to the business entity which exceeded 10% of the business entity's gross income (computed on the basis of the business entity's most recently completed fiscal year), the source's address, and the source's principal business activity.

Examples:

— You are the sole proprietor of a dry cleaning business, from which you received more than 10% of your gross income—an amount that was more than \$1,500. If only one customer, a uniform rental company, provided more than 10% of your dry cleaning business, you must list the name of the uniform rental company, its address, and its principal business activity (uniform rentals).

— You are a 20% partner in a partnership that owns a shopping mall and your partnership income exceeded the thresholds listed above. You should list each tenant of the mall that provided more than 10% of the partnership's gross income, and the tenant's address and principal business activity.

PART C — REAL PROPERTY

[Required by s. 112.3145(3)(a)3, F.S.]

In this part, list the location or description of all real property in Florida in which you owned directly or indirectly at any time during the disclosure period in excess of 5% of the property's value. You are not required to list your residences. You should list any vacation homes, if you derive income from them.

Indirect ownership includes situations where you are a beneficiary of a trust that owns the property, as well as situations where you own more than 5% of a partnership or corporation that owns the property. The value of the property may be determined by the most recently assessed value for tax purposes, in the absence of a more accurate fair market value.

The location or description of the property should be sufficient to enable anyone who looks at the form to identify the property. A street address should be used, if one exists.

PART D — INTANGIBLE PERSONAL PROPERTY

[Required by s. 112.3145(3)(a)3, F.S.]

Describe any intangible personal property that, at any time during the disclosure period, was worth more than 10% of your total assets, and state the business entity to which the property related. Intangible personal property includes things such as cash on hand, stocks, bonds, certificates of deposit, vehicle leases, interests in businesses, beneficial interests in trusts, money owed you (including, but not limited to, loans made as a candidate to your own campaign), Deferred Retirement Option Program (DROP) accounts, the Florida Prepaid College Plan, and bank accounts in which you have an ownership interest. Intangible personal property also includes investment products held in IRAs, brokerage accounts, and the Florida College Investment Plan. Note that the product contained in a brokerage account, IRA, or the Florida College Investment Plan is your asset—not the account or plan itself. Things like automobiles and houses you own, jewelry, and paintings are not intangible property. Intangibles relating to the same business entity may be aggregated; for example, CD's and savings accounts with the same bank.

Calculations: To determine whether the intangible property exceeds 10% of your total assets, total the fair market value of all of your assets (including real property, intangible property, and tangible personal property such as jewelry, furniture, etc.). When making this calculation, do not subtract any liabilities (debts) that may relate to the property. Multiply the total figure by 10% to arrive at the disclosure threshold. List only the intangibles that exceed this threshold amount. The value of a leased vehicle is the vehicle's present value minus the lease residual (a number which can be found on the lease document). Property that is only jointly owned property should be valued according to the percentage of your joint ownership. Property owned as tenants by the entirety or as joint tenants with right of survivorship, including bank accounts owned in such a manner, should be valued at 100%. None of your calculations or the value of the property have to be disclosed on the form.

Example: You own 50% of the stock of a small corporation that is worth \$100,000, the estimated fair market value of your home and other property (bank accounts, automobile, furniture, etc.) is \$200,000. As your total assets are worth \$250,000, you must disclose intangibles worth over \$25,000. Since the value of the stock exceeds this threshold, you should list "stock" and the name of the corporation. If your accounts with a particular bank exceed \$25,000, you should list "bank accounts" and bank's name.

PART E — LIABILITIES

[Required by s. 112.3145(3)(b)4, F.S.]

List the name and address of each creditor to whom you owed any amount that, at any time during the disclosure period, exceeded your net worth. You are not required to list the amount of any debt or your net worth. You do not have to disclose: credit card and retail installment accounts, taxes owed (unless reduced to a judgment), indebtedness on a life insurance policy owed to the company of issuance, or contingent liabilities. A "contingent liability" is one that will become an actual liability only when one or more future events occur or fail to occur, such as where you are liable only as a guarantor, surety, or endorser on a promissory note. If you are a "co-maker" and are jointly liable or jointly and severally liable, it is not a contingent liability.

Calculations: To determine whether the debt exceeds your net worth, total all of your liabilities (including promissory notes, mortgages, credit card debts, judgments against you, etc.). The amount of the liability of a vehicle lease is the sum of any past-due payments and all unpaid prospective lease payments. Subtract the sum total of your liabilities from the value of all your assets as calculated above for Part D. This is your "net worth." List each creditor to whom your debt exceeded this amount unless it is one of the types of indebtedness listed in the paragraph above (credit card and retail installment accounts, etc.). Joint liabilities with others for which you are "jointly and severally liable," meaning that you may be liable for either your part or the whole of the obligation, should be included in your calculations at 100% of the amount owed.

Example: You owe \$15,000 to a bank for student loans, \$5,000 for credit card debts, and \$60,000 (with spouse) to a savings and loan for a home mortgage. Your home (owned by you and your spouse) is worth \$80,000 and your other property is worth \$20,000. Since your net worth is \$20,000 (\$100,000 minus \$80,000), you must report only the name and address of the savings and loan.

PART F — INTERESTS IN SPECIFIED BUSINESSES

[Required by s. 112.3145, F.S.]

The types of businesses covered in this disclosure include: state and federally chartered banks; state and federal savings and loan associations; cemetery companies; insurance companies; mortgage companies; credit unions; small loan companies; alcoholic beverage licensees; pari-mutuel wagering companies, utility companies, entities controlled by the Public Service Commission; and entities granted a franchise to operate by either a city or a county government.

Disclose in this part the fact that you owned during the disclosure period an interest in, or held any of certain positions with, the types of businesses listed above. You are required to make this disclosure if you own or owned (either directly or indirectly in the form of an equitable or beneficial interest) at any time during the disclosure period more than 5% of the total assets or capital stock of one of the types of business entities listed above. You also must complete this part of the form for each of these types of businesses for which you are, or were at any time during the disclosure period, an officer, director, partner, proprietor, or agent (other than a resident agent solely for service of process).

If you have or held such a position or ownership interest in one of these types of businesses, list the name of the business, its address and principal business activity, and the position held with the business (if any). If you own(ed) more than a 5% interest in the business, indicate that fact and describe the nature of your interest.

PART G — TRAINING CERTIFICATION

[Required by s. 112.3142, F.S.]

If you are a Constitutional or elected municipal officer, appointed school superintendent, or a commissioner of a community redevelopment agency created under Part III, Chapter 163 whose service began before March 31 of the year for which you are filing, you are required to complete four hours of ethics training which addresses Article II, Section 8 of the Florida Constitution, the Code of Ethics for Public Officers and Employees, and the public records and open meetings laws of the state. You are required to certify on this form that you have taken such training.