

District Weekly Bulletin

Contact Us:

Customer Service
(352) 753-4508

Administration
(352) 751-3939

Budget
(352) 674-1920

Community Standards
(352) 751-3912

Community Watch
(352) 753-0550

Property Management
(352) 753-4022

Finance Customer Service
(352) 750-0000

Human Resources
(352) 674-1905

Public Safety
(352) 205-8280

Purchasing
(352) 751-6700

Recreation Administration
(352) 674-1800

Risk Management
(352) 674-1828

Utility Operations
(352) 751-3939



CDD Orientation

This valuable program is held on the **second** and **fourth** Thursday of the month at 10:00 AM in the District office located at 984 Old Mill Run in Lake Sumter Landing. For additional information, please contact the District Customer Service Center at 352-753-4508.

Martin Luther King Jr. Holiday Information

The District Customer Service Center and all District administrative offices will be closed on Monday, January 17, 2022 in observance of Martin Luther King Jr. Day. We will resume normal business hours on Tuesday, January 18, 2022.

If you have any questions or would like additional information, please contact the District Customer Service Center at 352-753-4508.

Sanitation Holiday Information

Village Community Development Districts 1-11

If you live in Village Community Development Districts 1-11 in the Sumter County, Marion County or Fruitland Park portions of The Villages, there is no sanitation schedule change due to the holiday.

Village Community Development District No. 12 and No. 13

If you live in Districts 12 and 13, there will be no sanitation schedule change due to the holiday.

Lake County portion of The Villages (not including VCDD No. 11)

If you live in the **Lake County portion of The Villages** (not including VCDD No. 11), there will be no sanitation schedule change due to the holiday.

Lady Lake portion of The Villages

If you live in the **Town of Lady Lake portion of The Villages**, there will be no sanitation schedule change due to the holiday.

Recreation Center Holiday Closings

January 17, 2022- All recreation offices will be closed on Monday, January 17, 2022 in observance of Martin Luther King Jr. Day. Recreation centers, fit clubs, outdoor facilities, swimming pools and boat tours will be open as usual.

Guest Id Cards, Executive Trail Fees and Activity Registration will be available at La Hacienda, Lake Miona, Eisenhower, Rohan and Everglades Regional Recreation Complexes from 8:30 AM to 12:00 PM on Monday, January 17, 2022.

Regular office hours will resume Tuesday, January 18, 2022. For further information, stop by or call your nearest regional recreation complex or call 352-674-1800. Enjoy your holiday!

A Message from District Manager Kenny Blocker



Change Brings Growth

As changes bring new opportunities, I would like to take a moment to announce several updates to the District's Senior Management Team. As we continue to grow in both size and number of Districts, it is imperative that we utilize our resources and team members effectively so that we can continue to provide high level services to members of The Villages.

The first change is to announce the promotion of our existing Assistant District Manager, Carrie Duckett, to Deputy District Manager. As Ms. Duckett takes on additional departments including Recreation & Parks and Executive Golf Maintenance, she will be acting as District Manager Representative to several additional Districts as well.

I would also like to announce the promotion of two other staff members to Assistant District Managers — Mr. Bruce Brown and Ms. Brittany Wilson. In addition to District Property Management, Mr. Brown will be taking on Utilities, as well as the management of several boards. Ms. Wilson will maintain her management of the Clerk's office as well as IT and Fleet Services, and will also begin managing boards.

As our Core Value of Stewardship is important when considering reorganization, I am pleased to announce all of these changes will come at a budgetary savings. On the following page you'll find an updated Organizational Chart illustrating these changes. Thank you again for all of your support and I am looking forward to a great 2022!

Updated District Organizational Chart

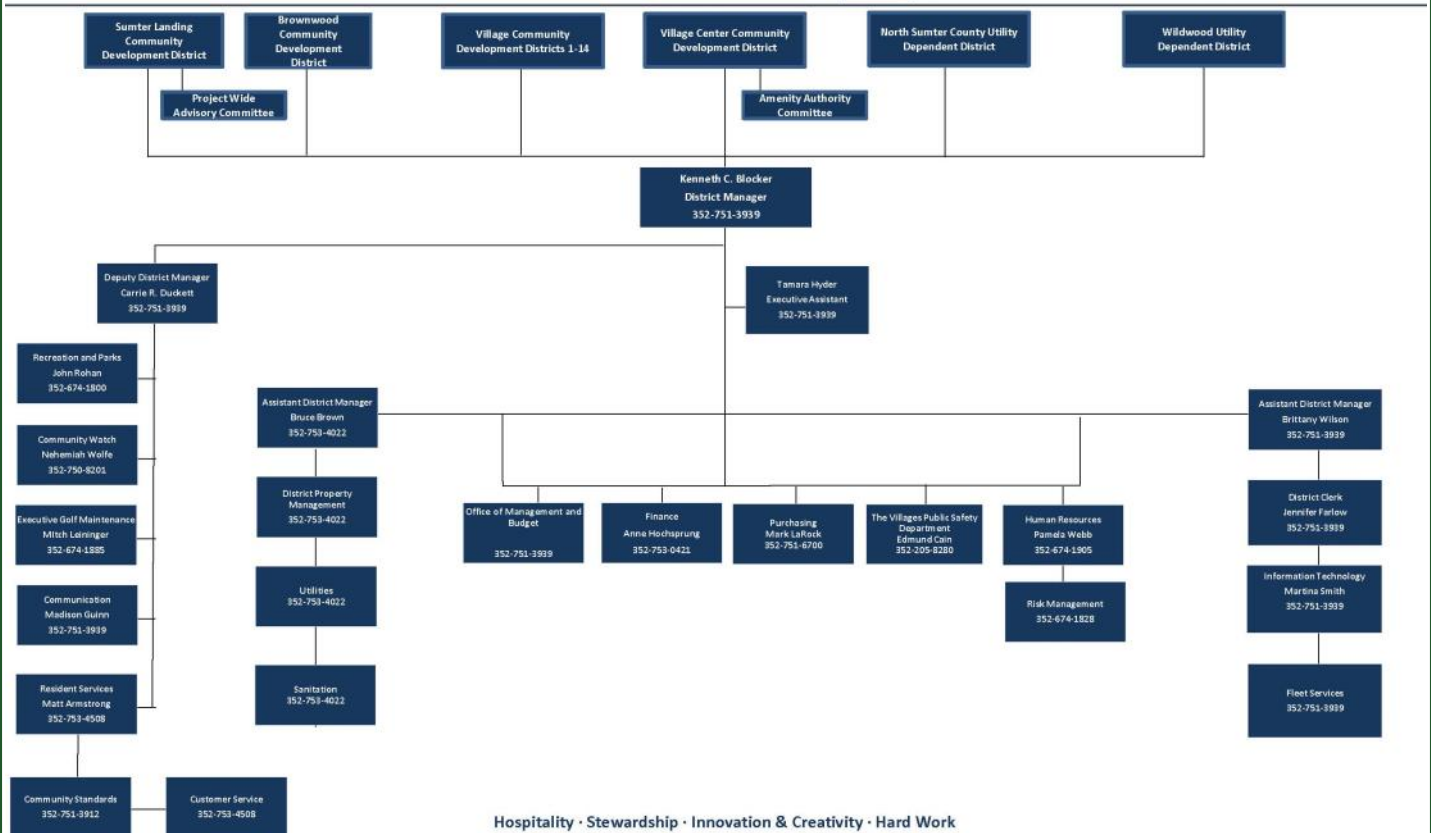


The Villages
Community Development Districts



NSC UDD North Sumter County
UTILITY
Dependent District

WUDD Wildwood Utility
Dependent District



Hospitality · Stewardship · Innovation & Creativity · Hard Work

Rev. 2022

The Villages®

Community Development Districts

To: Candidates for Election

From: Kenneth C. Blocker, District Manager *Kenneth Blocker*

Date: January 5, 2022

Subject: Political Campaign Activities

Each election period raises questions about allowable campaign activities within the Village Community Development Districts. In order to assist all candidates, we have prepared the following overview. However, any questions with regard to activities allowed or prohibited should be directed to District Administration at (352) 751-3939.

Signs:

1. As it relates to political signage, the Declaration of Restrictions provides that no exterior signs will be permitted without the express written consent of the Developer. The Developer provided consent for properties north of C.R. 466 for the placement of one (1) professionally prepared sign not exceeding 24"x24" affixed to an exterior window of a residence. The Developer provided consent for properties south of C.R. 466 for the placement of one (1) professionally prepared "For Sale" or "For Rent" sign not exceeding 12"x12" affixed to an interior window of a residence. As information, the Board of Supervisors for Village Community Development District No. 1 elected not to enforce the deed restriction prohibiting signage within their respective District boundary.
2. Signs may not be affixed to the exterior walls of District-owned property.
3. Signs may be affixed to golf carts or Low-Speed Vehicles. Signs may be held by candidates or their supporters.
4. Signs may not be placed on District property. Signs placed on District property will be removed and the District is not liable for the return of removed signs.

Election Day Polling Places:

1. Activities at polling places shall be in accordance with the interpretation of state statute or local ordinance by the applicable Supervisor of Elections. The Supervisor of Elections is the entity to interpret the statutes and local ordinances. For more information, please feel free to visit LakeVotes.com, SumterElections.org, or VoteMarion.gov.
2. Persons in support of candidates or issues shall not interfere with any member of the public accessing/using District property or voters attempting to enter a polling place located on District property.

Community Development District Public Facilities

1. Candidates and their supporters are allowed to **stand** (no chairs) outside of District-owned facilities/property (i.e. postal facilities, recreation centers and at public events) in compliance with the Fla. Stat. s. 102.031(4)(a).

The Villages®

Community Development Districts

2. Candidates and their supporters are not allowed to interfere with persons attempting to access District facilities and/or activities.
3. Candidates and their supporters are not allowed to implant or affix, in any way, any signage at these facilities. Signs may be affixed to golf cars, Low-Speed Vehicles or held by candidates or their supporters.

Per District Legal Counsel, a reminder as to;

- Fla. Stat. s. 102.031(4)(a): No person, political committee, or other group or organization may solicit voters inside the polling place or within 150 feet of the entrance to any polling place, a polling room where the polling place is also a polling room, an early voting site, or an office of the supervisor where vote-by-mail ballots are requested and printed on demand for the convenience of electors who appear in person to request them. Before the opening of the polling place or early voting site, the clerk or supervisor shall designate the no-solicitation zone and mark the boundaries.
- Fla. Stat. s. 102.031(4)(e): The owner, operator, or lessee of the property on which a polling place or an early voting site is located, or an agent or employee thereof, may not prohibit the solicitation of voters outside of the no-solicitation zone during polling hours.

Frequently Asked Questions and Answers



Submit Feedback,
Inquiry, or Concern

The Villages® Community Development Districts Customer Service

I lost my Villages ID. How do I get a new one?

There are two locations to choose from: 984 Old Mill Run in Lake Sumter Landing or 4856 South Morse Boulevard just south of SR 44. There are two options to replace your ID. You can receive a free temporary 30 Day ID which will give you an opportunity to find your original ID. If you prefer not to get a temporary card, we can replace your ID with a new permanent card. Lost, stolen, or damaged Villages Resident ID cards will be replaced for a \$15.00 charge. A new resident ID number will be issued and a new photo will be taken each time a new ID is issued.

How do I replace my gate cards?

Stop by one of our Customer Service locations and bring any remaining gate cards you still have issued to your home, as they are issued in sets of two. We will deactivate the missing card(s). If the missing card is part of a set, the set will be deactivated. We will issue you a new single card or a set of cards. It will cost \$15.00 to replace the missing card.





Too much irrigation...

- Makes your lawn less able to survive droughts
- Encourages pests and disease
- Wastes water

How much is enough?

- Grass doesn't need as much water in the cooler months
- Apply 1/2" to 3/4" of water
- Water only every 10-14 days in the winter

Your lawn needs watering when:

- Grass blades are folded in half
- Grass blades are blue-gray
- Your footprint remains on the lawn

So skip a week of watering — it just makes sense!

Frequently Asked Questions and Answers



Submit Feedback,
Inquiry, or Concern



What is the Community Watch Adult Watch Program?

A very special part of the responsibilities in Gate Operations is to call residents who have signed up for the **Adult Watch Program**. When registering for this free program, residents can request to receive a call at a designated time of day and sometimes more than once per day. The frequency of calls is determined by the resident requesting the phone calls. Some residents request to be called every day. While some residents request a call on Mondays, Wednesdays and Fridays. On average, 107 calls are made daily. In 2021, an average of 107 calls were made each day and over 40,000 calls were made throughout the year as part of the Adult Watch Program.

When making Adult Watch phone calls, Community Watch follows specific protocol. If the resident answers on the first call, staff has a conversation with the resident for a few minutes. If residents do not answer, multiple calls are made. Other protocols may include contacting Community Watch Dispatch and local law enforcement.

Calling residents regularly allows Community Watch staff to get to know the residents they speak to on a regular basis. Residents have provided amazing gratitude and feedback in utilizing this free service.

To register for Adult Watch, you can download the form by clicking on the following link — [Adult Watch Registration Form](#). You may also view the Registration Form on the following page. If you have any questions or need additional information, please contact the District Customer Service Center at 352-753-4508 or by email at CustomerService@DistrictGov.org.

Community Watch Programs Adult Watch Registration Form

Please return Completed Form to Customer Service at the District Office - 984 Old Mill Run or the Customer Service Satellite Office at 4856 South Morse Blvd.

Section 1: To be Completed by Resident or Authorized Designee Only

| | | | |
|--|---|--|----------------------------------|
| Name: (Legal and Preferred) | | Start Date: | End Date: |
| Address (including Zip Code): | | Village of: | Home/Cell Phone: H C |
| | | Preferred: | C or H |
| Key Holder Name: | Relationship: | Address: | Phone: |
| Emergency Contact: | Relationship: | Address: | Phone: |
| Neighbor/ Contact: | Relationship: | Address: | Phone: |
| Neighbor/ Contact: | Relationship: | Address: | Phone: |
| Vehicle on Property? <input type="checkbox"/> Y <input type="checkbox"/> N Make of Vehicle: | Alarm System?: <input type="checkbox"/> Y <input type="checkbox"/> N | Interior lights on timer? <input type="checkbox"/> Y <input type="checkbox"/> N (locations) | |
| Check all days to be called with an "X" | Sunday <input type="checkbox"/> | Monday <input type="checkbox"/> | Tuesday <input type="checkbox"/> |
| | Wednesday <input type="checkbox"/> | Thursday <input type="checkbox"/> | Friday <input type="checkbox"/> |
| | Saturday <input type="checkbox"/> | TIME | |

Section 2:

Completion of the following information is voluntary and is requested only in case of an emergency call:

| Question: | YES | NO | Additional Comments: |
|--|-----|----|----------------------|
| Are you an Insulin Dependent Diabetic? | | | |
| Do you require assistance with walking? | | | |
| Do you have Periods of Confusion? | | | |
| Heart Conditions? (be specific) | | | |
| Do you have a Pacemaker? | | | |
| Do you wear a Medical Alert Tag? (list reason why) | | | |
| Do you have a keypad entry? (list location) | | | |
| Do you have a VIAL /or File of Life? | | | |
| Do you have a Pet in your home? (what type) | | | |

DOB:

Adult Watch questions, concerns or changes please call Community Watch Dispatch **352-753-0550** 24 hours/day or
Community Watch Gate Operations at **352-750-8212** also 24 hours/day

Release and Waiver of Liability:

I acknowledge that the Village Center Community Development District (VCCDD) is providing this program as a convenience, and as such is not receiving any compensation.

I understand I am being scheduled to receive a call approximately at my designated time. If I do not answer the telephone, my designated key holder and/or emergency contacts will be called.

In the event of an emergency situation concerning my residence, I request that CW contact the appropriate emergency agency, Key Holder or Owner; and I authorize my Key Holder to enter my property and take such action to abate the situation. I agree to assume responsibility for any costs involved and agree to hold the VCCDD harmless as to any costs and any liability for damage to person or property that may arise as a result of such emergency and the abatement thereof.

I understand I am responsible for notifying the VCCDD Department of Community Watch (CW) of any changes, whether temporarily or permanent, by calling CW Dispatch at 352-753-0550 24 hours per day or CW Gate Ops at 352-750-8212 24 hours per day.

I hereby release and hold harmless the Village Center Community Development District, its agents, servants, and/or employees, individuals, from any and all claims for damages arising from a failure, for any reason, to provide the VCCDD Adult Watch Program.

(Your Signature) _____ Date _____ U/L # _____ (Signature of District Employee)

To provide a safe community for Village Residents by keeping a "watchful eye" around the clock.

Home Programs Form

Information Provided By...



Donna Moon is the kind of gate attendant we would like to have at every gate. For the past 18 months Donna has been with Community Watch, she has been greeting residents and visitors, showing a great esprit de corps, while working at the Morse South Gate from 6:00 PM to midnight. During that time, Donna has received many positive comments from residents. In fact, the positive comments and accolades have been steadily coming into Community Watch.



Just recently, a resident wrote to us and said “Donna always has a smile on her face and is pleasant and attentive to duty and paying attention to what is going on. She is a great ambassador for our community. She commands attention in the way she handles herself. She is there frequently and my friend and I enjoy seeing and waving to her each time we pass through the gate.”

Not long ago, another resident of The Villages called in to speak to a supervisor about Donna Moon.

The resident said “she does a fantastic job at the Morse South gate and her attitude projects friendliness and that it shows when she greets residents. She is always smiling and enjoys her job. It is very refreshing to go through the Morse South gate when Donna is there.” This resident travels through the gate on Monday and Wednesday evenings in particular around 9:00 PM.

Donna maintains our Core Values of Hospitality, Stewardship, Innovation & Creativity, and Hard Work each day as she performs her duties in a very proud and professional manner. Thank you for the wonderful job that you do, Donna!

Information Provided By...

The Villages®
Community Development Districts
Property Management

The Brinson Perry House

January 10, 2022 was a historic day in The Villages as we celebrated the recent renovations of the Historic Brinson-Perry house with surviving family members of the original residents, Hampton Brinson and his wife Charlotte Brinson-Perry. District Property Management recently completed an extensive renovation and preservation project on the Brinson-Perry house which included installation of a new metal roof, removal and replacement of damaged windows, replacement of damaged wood trim and siding, complete exterior paint and termite treatment. The historic Brinson-Perry Home, which is located within The Villages at the intersection of Buena Vista Boulevard and Bonita Boulevard, was originally constructed around 1887 and enhanced several times over the years. The Brinson-Perry house was originally located just east of Oxford, Florida. The reconstruction of CR 466 to a four-lane urban facility pushed the road too close to the house. In order to preserve the historic Florida cracker-style structure and return it to its turn of the century appearance, the house was relocated in 2004, approximately four miles southeast to a visually prominent position where it sits today at 1253 Bonita Boulevard in The Villages, Florida.



Years ago, the Sumter County Historical Society traced the roots of the building back to 1854. In 1885, Hampton Brinson and his wife Charlotte (Perry) Brinson bought the land and built the home two years later. It remained in the family for generations until it was eventually sold to The Villages in 2002.

Information Provided By...

The Villages®
Community Development Districts
Property Management

The Brinson Perry House



Visiting the Brinson-Perry home today was Mr. William Louis (Bill) Brinson. Bill Brinson is 86 years old and lives in Clermont, Florida and his Great-Great Uncle was Hampton Brinson. Bill's father was born in Oxford, Florida in 1898 and the family moved to Wildwood, Florida when he was three years old. They lived on the Fruitland Park Road (now 466A), 3 miles out of Wildwood. Their house was located on what is now the SE corner of 466A and Buena Vista Blvd. As a teenager, Bill's dad would go live with "Uncle Hamp" for several weeks in the summer and work on his farm. When Bill was a boy, his dad took him over to see Uncle Hamp's house and land and tell him many stories about him working there. A rancher, Hampton Brinson was a fairly wealthy man, at least by the standards of that era.

Also present today was Mr. Robert Bowles and his wife Norma. Norma's Great-Great Uncle was George Perry, who owned and lived in the Brinson-Perry house for more than fifty years. As a youth, Norma spent many days in the Brinson-Perry House and shared fond memories of her time spent visiting family. Norma said she remember a very large oak table in the dining room, where they would spend meal and family time together.

Information Provided By...

The Brinson Perry House

George Perry acquired the Brinson-Perry house in 1920 along with 60 acres of land. George raised cattle and hogs, and grew corn and velvet beans. Over the years, George continually improved the property adding a barn, garage, and slaughter house. Both families were able to tour the inside of the house, which brought back many memories. George Perry eventually owned several thousand acres in the vicinity of Oxford and served as County Commissioner during the Great Depression.



Interestingly enough, Bill and Robert both attended the University of Florida in the 1950's, lived across the street from each other and became life-long friends. Around 2004, when the Brinson-Perry house was being moved to its current location, Norma sent Bill a copy of the news story and much to their surprise, despite having been family friends for more than 50 years, they suddenly realized they had a multi-generational family connection to the Brinson-Perry house dating back to the original residents, Hampton Brinson and Charlotte (Perry) Brinson.

Bill and Norma both shared many memories of what life was like growing up in Oxford and their experiences at the Brinson-Perry House.

The renovation work was completed by Honey-Do's LLC, Advanced Roofing, and G&G Construction. There is a rich history surrounding the Historic Brinson-Perry house, which reminds us of a time when our nation was forged by hard work and perseverance, well before electricity, running water, cell phones, the internet, Facebook, and even Florida's Friendliest Hometown, The Villages.

Bruce C. Brown, Director of Property Management
The Villages Community Development Districts
Bruce.Brown@DistrictGov.org
352-753-4022

Information Provided By...

The Villages®
Community Development Districts
Recreation & Parks



Cason Hammock Neighborhood Recreation Area

The Cason Hammock Neighborhood Recreation Area opens today! Featuring an adult pool, corn toss, and picnic pavilion.

GRAND Opening
CASON HAMMOCK
Neighborhood Recreation Area

Thursday, January 13, 10AM
5934 Cason Hammock Path

AP **CT** **PV**
Adult Pool (Adults 30+) Corn Toss Pavilion

The Village of
CASON HAMMOCK

The Villages®
Recreation & Parks

For More Information: DistrictGov.org | RecreationDepartment@DistrictGov.org | 352-674-1800

© 2017 Village Coastal Communities Development District. All Rights Reserved.

Peak Participation Program

Each center and activity has pre-determined attendance/participation capacities set by the Recreation & Parks Department, who take into consideration the activity content and social distancing requirements depending on the room that the activity is held in. Valid Villages ID cards or guest ID cards with photo ID are required. When residents are waiting, guest use may be restricted due to space available to accommodate resident demand. ID scanners will be in use — please hold your own card. These procedures ensure a safe and enjoyable experience for all. Visit the [Recreation Department](#) on the District website for more information.

Information Provided By...



Winter Recreation Social Leagues

Join your friends and neighbors for some friendly competition. League registration begins on January 13, 2022 at 8:30 AM at all Regional Recreation Complexes. The full schedule of offerings can be found on the District website, or by clicking the image below.



Spring Craft Show

Residents of The Villages — Showcase your homemade crafts at the Spring Craft Show. See the following page for a copy of the Spring Craft Show application.

Information Provided By...

The Villages®
Community Development Districts
Recreation & Parks



Residents of The Villages® –
*Showcase your
homemade crafts!**
at Laurel Manor,
SeaBreeze and Rohan

SATURDAY, MARCH 12 ✿ 9am – 2pm

*A CRAFT includes a whole host of activities and hobbies that are related to making things with one's hands and skill.

IMPORTANT DATES

February 17: Applications must be received at La Hacienda Regional Recreation Complex – 1200 Avenida Central, The Villages, FL 32159.

February 21: Email notification to applicants whose names were drawn and meeting instructions.

February 28: Informational Meetings:*

Rohan at 9am, SeaBreeze at 12pm, Laurel Manor at 2pm

*Please be prepared to select and pay for your space on this day. \$20 space fee is payable by cash or check only, (check payable to VCDD).

PLEASE NOTE:

Because of the overwhelming amount of talented crafters in The Villages,® **space is limited** and will be assigned using a "lottery system." **One application per person/household.** Unassigned spaces will be removed the morning of the show. There will be 100 tables per venue.

The Villages®
Recreation & Parks
DistrictGov.org

2022 SPRING CRAFT SHOW APPLICATION

NAME _____

THE VILLAGES RESIDENT ID _____ PHONE NUMBER _____

STREET ADDRESS _____ ZIP CODE _____

EMAIL ADDRESS FOR NOTIFICATION _____

BRIEF DESCRIPTION OF ITEM(S):

• **Please NOTE: Electric access is limited; no guarantees •**

Participation in The Villages Spring Craft Show is reserved for Residents of The Villages® who have registered, in-person, prior to the event. Focusing on individual creativity, only items crafted by you, in your home are appropriate for display and/or sale in this particular show. (See information column to the right.) **Finished craft products bought from suppliers and offered substantially unaltered for resale are not suitable for the Spring Craft Show.** The VCDD Recreation Department reserves the right to determine which products are appropriate for inclusion in this exhibition. The Recreation & Parks Dept. is not responsible for any damages, loss, theft or injuries as a result of this event. I have read and agree to all the foregoing conditions.

SIGNATURE _____ DATE _____

The VCDD Recreation & Parks Department recognizes the following categories as approved for the bi-annual Craft Shows. Crafts involving:

- Textiles – cross stitch, embroidery, quilting
- Wood, Metal or Clay – pottery, carpentry
- Paper, Canvas – calligraphy, card making, decoupage
- Basket weaving
- Artificial flower arrangements
- Other – bead work, glass fusion

The Recreation & Parks Department reserves the right to refuse the sale of items that are not handmade by vendor(s), or that are not true crafts (see examples above)."

Food products, live plants, alcohol or flammable items can NOT be sold.

Resident ACADEMY **UPCOMING DATES** *You are invited!*

JOIN US AT AN UPCOMING RESIDENT ACADEMY.
An interactive program to learn about your local government.

CHOOSE FROM 5 CONVENIENT DATES TO FIT YOUR ACTIVE LIFESTYLE

NOVEMBER 15, 2021 • ROHAN RECREATION COMPLEX

JANUARY 19, 2022 – SAVANNAH RECREATION CENTER

APRIL 20, 2022 – EISENHOWER RECREATION CENTER

JULY 18, 2022 – SAVANNAH RECREATION CENTER

OCTOBER 17, 2022 – ROHAN RECREATION CENTER

SESSION TIMES 8:30AM - 1:30PM

- Help alleviate the confusion, questions and misinformation that exists regarding the responsibilities and functions of The Villages® Community Development Districts.
- Learn all about the history and benefits of special districts.
- Have the opportunity to tour the North Sumter Utility Plant.
- Obtain information on the following District departments – The Villages Public Safety Department, Property Management, Customer Service, Community Standards, Community Watch, Recreation & Parks, Executive Golf, Budget, Utilities, Finance and MORE!



DistrictGov.org

Resident **REGISTRATION** ACADEMY

EASY REGISTRATION

- Register online at DistrictGov.org by clicking on the 'Resident Academy' link.
- Register in person at one of the District Customer Service Centers or at any Regional Recreation Complex.
- For assistance or help signing up, contact the District Customer Service Center at 352-753-4508.

To keep up with what's happening, make sure you are signed up to receive e-Notifications! By signing up for these email notifications, we will notify you of future opportunities and other helpful community information.

Follow these 4 simple steps to sign up for e-Notifications

1 On the main page of DistrictGov.org click on 'Sign up for e-Notifications'

2 Enter your information

3 Choose the specific notifications you would like to receive and click 'Sign Up'

4 Check your email and confirm

For additional information or to request an accommodation, please contact the District Customer Service Center at 352-753-4508.

The Villages®
Community Development Districts

DistrictGov.org

Information Provided By...

Please Clean Up After Your Pets

Pet owners should always pick up after their pets and dispose of pet waste in your household trash or in a designated container. Pet waste should not be left on the ground and should never be put into storm drains, roads or waterbodies.

When it rains, pet waste can flow into storm drains and into roads. Eventually the waste ends up in our waterbodies causing water pollution. The waste also causes excess nutrients which creates algae bloom and decreases oxygen in the water. This condition has an adverse effect on fish and other aquatic life. If not disposed of properly, pet waste not only affects water quality, but public health. The bacteria found in pet waste are very harmful and can make people ill. Public beaches are closed when bacteria found in the water makes swimming unsafe.

What You Can Do:

- Always clean up after your animals.
- Use bags or scoopers to pick up waste.
- Dispose of waste in pet waste containers or in your household trash.
- Do not put pet waste into storm drains or on the road.
- When traveling, carry extra bags in the car to have on hand to clean up after your pet.
- Remind other pet owners to pick up after their pet.



Information Provided By The National Highway Traffic Safety Administration

Know the Basics — Pedestrian Safety


8 Safety Tips for Drivers

- Look out for pedestrians everywhere, at all times.
- Use extra caution when driving in hard-to-see conditions, such as nighttime or bad weather.
- Slow down and be prepared to stop when turning or otherwise entering a crosswalk.
- Yield to pedestrians in crosswalks and stop well back from the crosswalk to give other vehicles an opportunity to see the crossing pedestrians so they can stop too.
- Never pass vehicles stopped at a crosswalk. There may be people crossing where you can't see.
- Never drive under the influence of alcohol and/or drugs.
- Follow the speed limit, especially around people on the street, in school zones and in neighborhoods where children are present.
- Be extra cautious when backing up and look for pedestrians.

8 Walking Safety Tips

- Follow the rules of the road and obey signs and signals.
- Walk on sidewalks whenever they are available.
- If there is no sidewalk, walk facing traffic and as far from traffic as possible.
- Cross streets at crosswalks or intersections. Look for cars in all directions, including those turning left or right.
- If a crosswalk or intersection is not available, locate a well-lit area where you have the best view of traffic. Wait for a gap in traffic that allows enough time to cross safely; continue watching for traffic as you cross.
- Watch for cars entering or exiting driveways, or backing up in parking lots.
- Avoid alcohol and drugs when walking; they impair your abilities and your judgment.
- Embrace walking as a healthy form of transportation - get up, get out and get moving.

KNOW YOUR CROSSWALKS



What is a crosswalk?

A crosswalk is an extension of the road, sidewalk, curb or edge of the shoulder at an intersection for pedestrians to cross. Crosswalks may be either marked or unmarked.

BE IN THE KNOW

DRIVERS: Penalty for violating Florida's pedestrian traffic safety laws is a minimum \$164 citation and 3 points on your license. (*Fla. Stat. § 316.130*)

PEDESTRIANS: Crossing elsewhere could put pedestrians at higher risk.

4 TYPES OF CROSSWALKS

Marked vs. Unmarked



Marked crosswalks are the crosswalks most familiar to drivers and pedestrians. They are the portion of the road outlined by painted markings or a different texture of concrete or pavers.

Unmarked crosswalks are the implied, invisible crosswalks that legally exist at any corner.

Uncontrolled vs. Controlled



Uncontrolled crosswalks do not explicitly force cars to stop. They may have a safety feature such as yield to pedestrian signage.

Controlled crosswalks have a traffic signal or STOP sign.



www.AlertTodayFlorida.com

Information Provided By...

The Villages®
Community Development Districts
Community Standards

ARCHITECTURAL REVIEW COMMITTEE

HAVE AN EYE FOR GOOD *Design?*

- Do you love the aesthetic beauty and design of your community?
- Do you have experience in architecture, landscaping or reading site plans?
- Do you want to participate in keeping your community beautiful?

COME JOIN YOUR LOCAL ARCHITECTURAL REVIEW COMMITTEE AS A *Volunteer!*



The Villages®
Community Development Districts
Community Standards

For More Information: DistrictGov.org | ArchReview@DistrictGov.org | 352-751-3912

Village Community Development District No. 2 (District 2), No. 7 (District 7) and Village Center Community Development District for the Lady Lake / Lake County portion of The Villages north of County Road 466 are seeking alternate members to serve on the Architectural Review Committee.

The alternate applicant must be a full time resident of the District they are applying for and have lived in The Villages for at least one year. Candidates are recommended to have education and/or experience in any of the following areas: architecture, ability to read site plans, residential/commercial construction, building management, deed restricted communities, landscaping, county code enforcement, etc.; however, this is not required. The Committee meets weekly, on Wednesdays at 8:00 AM for approximately 2-4 hours.

[Click here for more information.](#)

Construction Update

First Responders Recreation Center

- The site work is approximately 78% complete.
- The Recreation Center construction is approximately 65% complete.
- Support buildings are approximately 61% complete.
- The Putt & Play Course and Lawn Bowling Facility is approximately 95% complete.
- Total project is approximately 74% complete.
- [Click here to view the drone footage on the District website.](#)



Information Provided By...

Gate Attendants:

- ⇒ The gate attendant controls the gate arm in the Visitor lane. They welcome all who pass in either lane and are available for directions, should you need them.
- ⇒ When entering in the visitor lane— stop and **wait for the attendant to signal you through**.
- ⇒ If there is no attendant present due to scheduling, a card reader is available and you can **press the red button for entry**.
- ⇒ In the Resident lanes there is a red button located on the card reader for entry as well.



Who has the right of way?

- ⇒ Vehicles (and bicycles) entering our gate areas via the road have the right of way.
- ⇒ Vehicles, bicycles and pedestrians on the multimodal path must yield to the vehicles entering or exiting our gates via the roadway.
- ⇒ When on the roadway, please do not stop for those crossing on the multimodal in the gate areas. By stopping and allowing those on the multimodal to cross the roadway, you may cause an accident. You have the right of way.
- ⇒ By stopping after passing through the gate for the golf carts crossing the road on the multimodal, you risk the gate arm lowering on to your vehicle or the vehicle behind you.

Information Provided By...

Gate Safety

The gates in our community serve a valuable purpose to slow traffic flowing into neighborhoods from higher speed roads. At this time of year, we see an increase in traffic on our roads and an increase in the number of gate arms that are struck by vehicles. The most common cause of these gate strikes is excess vehicle speed. Some times it is a motorist that fails to slow enough to allow a gate arm to open fully while other times it is a motorist who punches the button or quickly runs their card without slowing to observe the gate arm responding to their action.



When a motorist slows, it allows time for a gate arm to open and it allows time for those passing behind the gate area to observe, respond and cross safely .

- ⇒ The speed in each gate area is **5 MPH**.
- ⇒ Entering vehicles should stop at the gate house or the card reader.
- ⇒ To enter, you may press the red button or swipe your gate card for the gate arm to raise.
- ⇒ Watch to see the **gate arm respond when you press the button or swipe your card and never go by the beep or the light of the card reader** .
- ⇒ Never follow closely behind another vehicle, bike, or golf cart without activating the gate arm for yourself.
- ⇒ As a vehicle passes under the open gate arm, a sensor sends a close signal to the arm and the gate arm comes down.
- ⇒ **If you run your card or press the button before the previous vehicle has completely passed under the gate arm, you risk your card or button not being read and the gate may close.**
- ⇒ **If you wait for the previous vehicle to pass the gate arm and then run your card or press the button, you can watch to see the arm respond to your card or the button by opening and you may proceed.**

Information Provided By...

If an accident happens in a gate area:

- ⇒ **Call 911 if it is an Emergency.**
- ⇒ Please contact Community Watch when a gate arm is struck so the gate arm can be observed and repaired if needed.

Community Watch— 352-753-0550

- ⇒ **All gate areas have 24/7 camera surveillance.**
- ⇒ When a gate is damaged, the incident is recorded and reviewed by Risk Management to determine if the gate was working properly and if so, the responsible party is invoiced.
- ⇒ Any unreported incidents involving District property damage are reviewed by law enforcement, information exchanges are provided and the District invoices the responsible party.
- ⇒ The minimum fee for damage to a District gate is \$250 per board resolution 17-08.
- ⇒ **You are required by law to report an accident involving damage to property.**

Fact: The majority of golf cart gate hits go unreported and the District is unable to collect for damages done by all those who choose not to report.

Please:

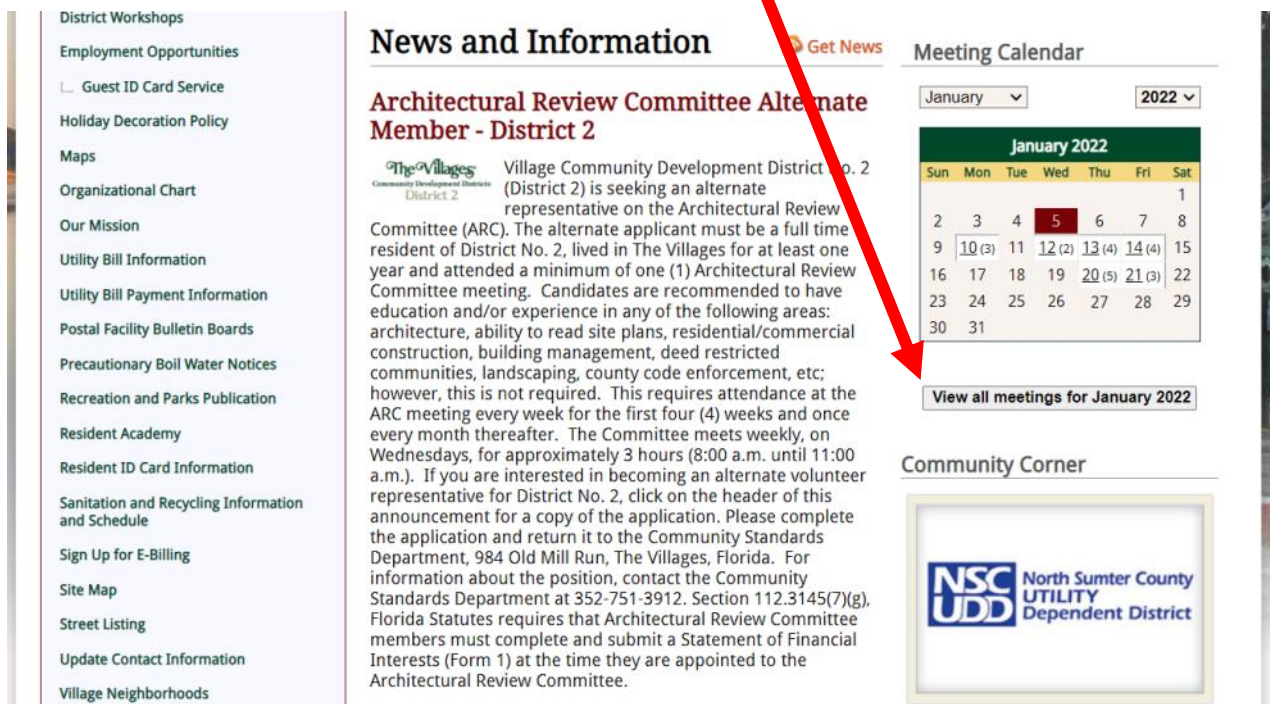
- **Slow down to 5 mph when entering gate areas.**
- **Reduce your speed to 5 MPH when exiting gates.**
- **Always stop and press red button or swipe card when entering.**
- **Allow the gate arm to extend up all the way before passing under.**
- **Watch for the gate arm to respond to your action when pressing button or using card.**
- **Never attempt to go around the arm when it is lowering or when it is fully lowered (such as bicycles or scooters).**

Where can I find the entire meeting schedule for the District Board of Supervisors?

- 1. To locate the next meeting for your District Board of Supervisors, please visit our website at DistrictGov.org.



- 2. Scroll down and click on “View all meetings for the current month” on the right-hand side of the page.



Where can I find the entire meeting schedule for the District Board of Supervisors?

3. On this page, all of the board meetings for the month will be listed.

The screenshot shows the 'District Government Meeting Calendar' page. On the left is a 'Quick Links' sidebar with various navigation options. The main content area is divided into two sections: 'Project Wide Advisory Committee' and 'Sumter Landing Community Development District'. Each section lists a meeting for January 10, 2022, at 8:30 AM and 1:30 PM respectively, both held at the SeaBreeze Recreation Center. A 'Meeting Calendar' widget on the right shows a calendar for January 2022 with a dropdown menu set to 'January' and the year '2022'. A button below the calendar reads 'View all meetings for January 2022'.

4. If you need to change the month, use the drop down menu to choose the month you are looking for.

This screenshot is identical to the previous one but with the 'Meeting Calendar' dropdown menu open. A red arrow points to the dropdown menu, which is currently showing 'January' selected. Other months listed include February, March, April, May, June, July, August, September, October, November, and December. The calendar grid below shows the dates for the selected month.

Did You Know???

Did you know that many of the water retention areas in our community are connected through various inlets and pipes?

In addition to storm water, everything that enters the storm water pipes can end up in the water retention areas throughout our community. This includes trash, leaves, fertilizer, soap from washing vehicles, animal droppings and more.

Please help us ensure the health and continued maintenance of the water retention basins throughout The Villages by not placing ANYTHING in any of the storm water drains. Our National Pollutant Discharge Elimination System permit does not allow dumping into these storm drain systems.

For additional information on storm water management in our community, please visit our website at DistrictGov.org.





The following facilities will be temporarily closed or have scheduled maintenance:

⇒ **Paradise Regional Recreation Complex Bocce Courts**

The Paradise Regional Recreation Complex Bocce Courts will be closed for maintenance January 18th through January 2nd.

⇒ **Southside Villages Recreation Center Indoor Facilities, Outdoor Facilities and Adult Pool**

The Southside Village Recreation Center Indoor Facilities, Outdoor Facilities and Adult Pool will be closed for maintenance on January 19th.

⇒ **Chula Vista Village Recreation Center Bocce Courts**

The Chula Vista Village Recreation Center Bocce Courts will be closed for maintenance January 26th through January 30th.

⇒ **El Santiago Village Recreation Center Bocce Courts**

The El Santiago Village Recreation Center Bocce Courts will be closed for maintenance January 31st through February 5th.

⇒ **El Santiago Village Recreation Center Pickleball and Tennis Courts**

The El Santiago Village Recreation Center Pickleball and Tennis Courts will be closed for maintenance January 10th through January 23rd.

⇒ **Saddlebrook Village Recreation Center Indoor Facilities, Outdoor Facilities and Adult Pool**

The Saddlebrook Village Recreation Center Indoor Facilities, Outdoor Facilities and Adult Pool will be closed for maintenance on January 21st.

⇒ **Lake Miona Regional Recreation Complex Indoor Facilities, Outdoor Facilities and Sports Pool**

The Lake Miona Regional Recreation Complex Indoor Facilities, Outdoor Facilities and Sports Pool will be closed for maintenance on January 14th.



The following facilities will be temporarily closed or have scheduled maintenance:

⇒ **Hibiscus Village Recreation Center Shuffleboard Courts**

The Hibiscus Village Recreation Center Shuffleboard Courts will be closed for rebuilding of shade structure January 17th through February 1st.

⇒ **Churchill Street Village Recreation Center Shuffleboard Courts**

The Churchill Street Village Recreation Center Shuffleboard Courts will be closed for resurfacing January 10th through January 26th.

⇒ **Coconut Cove Village Recreation Center Indoor Facilities, Outdoor Facilities and Family Pool**

The Coconut Cove Village Recreation Center Indoor Facilities, Outdoor Facilities and Family Pool will be closed for maintenance on January 28th.

⇒ **Canal Street Village Recreation Center Indoor Facilities, Outdoor Facilities and Family Pool**

The Canal Street Village Recreation Center Indoor Facilities, Outdoor Facilities and Family Pool will be closed for maintenance February 7th through February 28th.

⇒ **Bacall Village Recreation Center Indoor Facilities, Outdoor Facilities and Family Pool**

The Bacall Village Recreation Center Indoor Facilities, Outdoor Facilities and Family Pool will be closed for facility A/C work on January 11th and January 12th.

⇒ **Eisenhower Regional Recreation Complex Pickleball Courts**

The Eisenhower Regional Recreation Complex Pickleball Courts will be closed for maintenance December 27th through January 19th.

⇒ **Moyer Village Recreation Center Family Pool**

The Moyer Village Recreation Center Family Pool will be closed for maintenance January 21st through January 29th.

Information Provided By...



ARCHITECTURAL REVIEW COMMITTEE

Village Community Development District No. 2 (District 2), No. 7 (District 7) and Village Center Community Development District for the Lady Lake / Lake County portion of The Villages north of County Road 466 are seeking alternate members to serve on the Architectural Review Committee.

The alternate applicant must be a full time resident of the District they are applying for and have lived in The Villages for at least one year. Candidates are recommended to have education and/or experience in any of the following areas: architecture, ability to read site plans, residential/commercial construction, building management, deed restricted communities, landscaping, county code enforcement, etc.; however, this is not required. The Committee meets weekly, on Wednesdays at 8:00 AM for approximately 2-4 hours.

The required attendance for the alternate member is to attend an Architectural Review Committee meeting each week for four (4) weeks and then monthly thereafter.

If you are interested in becoming an alternate member on the Architectural Review Committee, complete the application by clicking one of the following links: [District 2 Application](#), [District 7 Application](#), [Lady Lake /Lake County Application](#) and returning it to the Community Standards Department, 984 Old Mill Run, The Villages, Florida.

Section 112.3145(7)(g), Florida Statutes requires that Architectural Review Committee members must complete and submit a Statement of Financial Interests (Form 1) at the time they are appointed to the Architectural Review Committee.

The Villages®
Community Development Districts
Community Standards

COMMUNITY STANDARDS DEPARTMENT
ARCHITECTURAL REVIEW COMMITTEE
VOLUNTEER MEMBER FOR
VILLAGE COMMUNITY DEVELOPMENT DISTRICT NO. 7

APPLICATION FOR MEMBERSHIP

This application **must** be returned to the Community Standards Department, 984 Old Mill Run, The Villages, Florida **no later than 5:00 p.m. on April 16, 2021.**

I understand that being a member of the Architectural Review Committee (ARC) is a volunteer position with a four year commitment where I will spend approximately two hours every week as a committee member. **The applicant must be a full time resident of Village Community Development District No. 7 and have lived in The Villages for at least one year.** Committee members are recommended to have education and/or experience in any of the following areas: architecture, ability to read site plans, residential/commercial construction, building management, deed restricted communities, landscaping, county code enforcement, etc.

1. Please briefly describe your past business or career paths.

2. What special skills or education do you have that would benefit the ARC? (Please include special skills, experience or training such as architect, ability to read site plans, builder, condo/building management, working with deed restricted communities, etc.)

3. Are you familiar with your deed restrictions and/or covenants? Y N`

Signature _____ Phone _____

Print Name _____ Village of _____

Address _____ Date _____

Village Community Development Districts
984 Old Mill Run, The Villages, Florida 32162
Business Phone: 352-751-3912 Business Fax: 352-751-6707

SAMPLE
For each District's Application, please see the previous page.