

District Weekly Bulletin

Contact Us:

Customer Service
(352) 753-4508

Administration
(352) 751-3939

Budget
(352) 674-1920

Community Standards
(352) 751-3912

Community Watch
(352) 753-0550

Property Management
(352) 753-4022

Finance Customer Service
(352) 750-0000

Human Resources
(352) 674-1905

Public Safety
(352) 205-8280

Purchasing
(352) 751-6700

Recreation Administration
(352) 674-1800

Risk Management
(352) 674-1828

Utility Operations
(352) 751-3939



CDD Orientation

This valuable program is held on the **second** and **fourth** Thursday of the month at 10:00 AM in the District office located at 984 Old Mill Run in Lake Sumter Landing. For additional information, please contact the District Customer Service Center at 352-753-4508.

Information Provided By...



District Administrative Offices

Appointments can be made by emailing or contacting the appropriate District Department.

- Administration - 352-751-3939 or CustomerService@districtgov.org
- Budget - 352-674-1920
- Bonds - 352-751-3900 or Bonds@districtgov.org
- Community Standards - 352-751-3912 or DeedCompliance@districtgov.org
- Community Watch - 352-753-0550 or CommunityWatch2@districtgov.org
- Customer Service - 352-753-4508 or CustomerService@districtgov.org
- District Clerk - 352-751-3939
- District Property Management - 352-753-4022 or PropertyManagement@DistrictGov.org
- Finance - 352-753-0421
- Executive Golf - 352-674-1885
- Human Resources - 352-674-1905 or HumanResources@districtgov.org
- Public Safety - 352-205-8280 or publicsafety@districtgov.org
- Purchasing - 352-751-6700
- Recreation & Parks - 352-674-1800 or RecreationDepartment@districtgov.org
- Risk Management - 352-674-1828 or RiskManagement@districtgov.org
- Utilities - 352-750-0000 or Utilities@districtgov.org

If you do not know which department to contact, please call the District Customer Service Center at 352-753-4508.

There is a drop box available in the breezeway outside of the District office located at 984 Old Mill Run. If you need to drop off correspondence, please utilize the locked drop box.

Information Provided By...



CDD Orientation

You are invited to attend our “Introduction to your Special Purpose Local Government” informational program. You will learn how the districts operate and learn other important community information about the people, services, and other supporting entities that help make The Villages a premier community.

No sign-ups or fees are required for this presentation. This valuable program is held on the second and fourth Thursday of the month at 10:00 AM at the District office located at 984 Old Mill Run in Lake Sumter Landing.

If you are unable to attend a Thursday session, the District created a video presentation called District Orientation that provides an overview on The Villages Community Development Districts’ operation and District Departments and Staff that help make The Villages a premier community. Please click the following link to view the videos and presentations - [District Orientation](#).

For additional information, please call the District Customer Service Center at 352-753-4508

What’s Happening in Your District



Public Hearing

District 2 will be holding a Public Hearing to discuss Amending and Restating the Rule to Bring about Deed Compliance; specifically pertaining to exterior pressure washing of homes, driveways, walkways, fences and/or walls; and trimming of hedges and/or shrubbery to a height of four (4) feet. The Public Hearing will be held at the Savannah Recreation Complex on February 11, 2022, at 9:30 AM.

Information Provided By Sumter County

PRESS RELEASE

Immediate Release:

January 13, 2022

Contact: Shailesh Patel

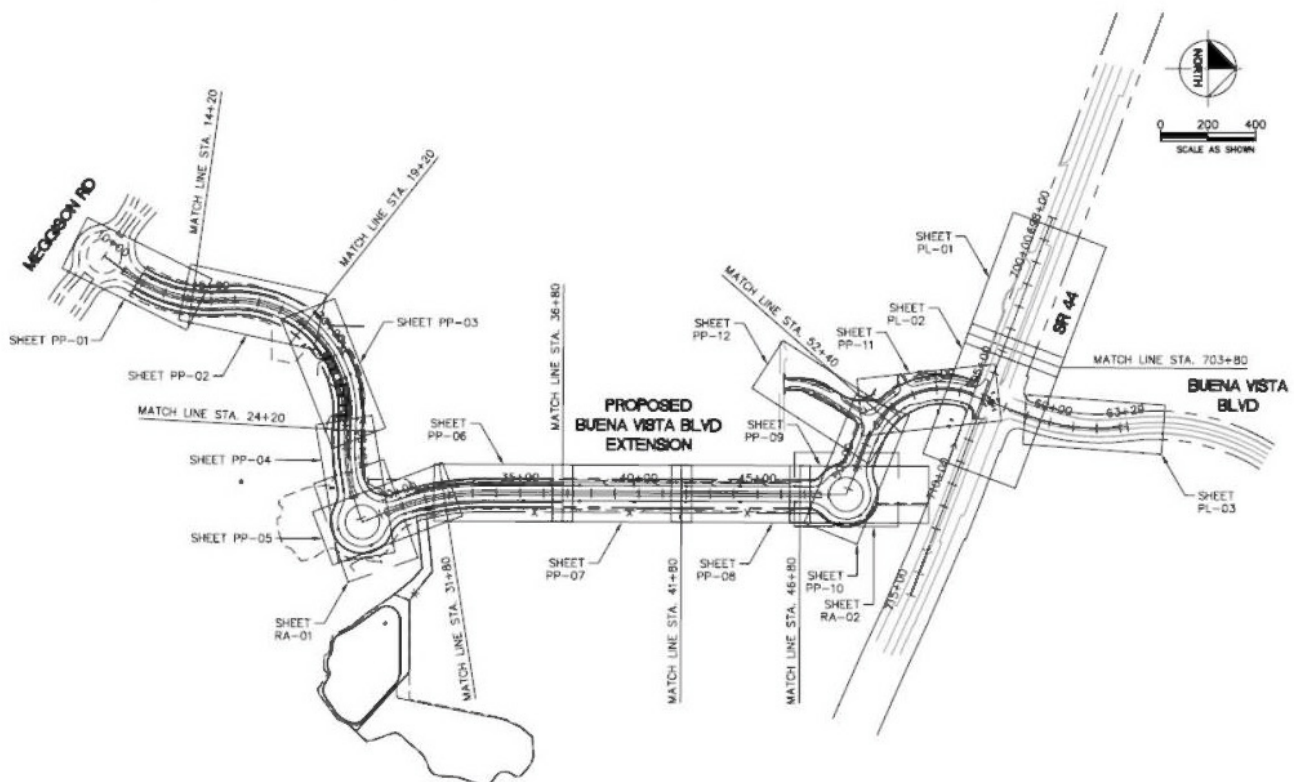
Assistant Director - Construction,
Engineering and Inspections
(352) 689-4400

Buena Vista Boulevard Extension from
Meggison Road to SR 44 Project

Shailesh.Patel@sumtercountyfl.gov

Sumter County, FL –

The Buena Vista Boulevard Extension from Meggison Road to SR 44 Project will commence the week of January 17, 2022. This project will provide a new four-lane divided roadway connecting Meggison Road and SR 44. This project will include the construction of two roundabouts, two drainage retention areas, two bridge structures and retaining walls, soil stabilization columns, a new mast arm traffic signal at the intersection with SR 44, a new eight-inch force main within the project limits, and landscaping and irrigation.



Please use caution when traveling Buena Vista Boulevard, SR 44, and Heritage Boulevard/Springfield Way. Lane closures will be utilized during the day and night hours. Heavy machinery will be working near the travel way. Please use caution to protect yourselves and our construction workers. The anticipated completion of the project is December 2022.

www.sumtercountyfl.gov

###

FLORIDA GARDENING 101

Sneak Peek



About

Are you a beginning gardener or new to gardening in Florida? If yes, then this class was designed with you in mind. These sessions will provide a sneak peek to the upcoming in-depth, in-person, hands-on classes in the fall. You will gain practical tips to be successful at gardening in Florida's climate.

Agenda

- Feb. 7 Florida-Friendly Landscaping:
Learn the 9 Principles of FFL to set a strong foundation for success
- Feb. 14 Caring for Your Florida Lawn:
Tips to establish and maintain a Florida lawn
- Feb. 21 No Fuss Annuals, Perennials & Shrubs:
Learn about easy to grow plants, which require minimal care and thrive in Florida's heat
- Feb. 28 Pests in the Florida Garden:
Learn to ID and control common pests in your Florida garden

Time: 2 - 3 p.m.

📍 Register at:
<https://tinyurl.com/2p8uv9ex>

☎ 352-689-4671

✉ nsamuel@ufl.edu

An Equal Opportunity Institution



Frequently Asked Questions and Answers



Submit Feedback,
Inquiry, or Concern

The Villages® Community Development Districts Utilities

Is your sewer backing up? Is water flowing out of your yard and down the street?

If your answer is yes, call us at 352-750-0000!

The District Utilities Department and their contractor Jacobs are responsible for maintaining the water and sewer mains that service your home for the majority of areas within The Villages. If you reside in Phillips Villas or Soulliere Villas, please contact Marion County Utilities at 352-307-6000 for sewer issues. For all other residents, please contact the District at 352-750-0000. For water service, the utility provider's responsibility ends at the brass portion of the water meter and the homeowner's responsibility begins at the PVC connection side of the water meter. For sewer service, the utility provider's responsibility ends at the 6" cleanout located in the utility right of way in the front of your home.

If your lights go out, you typically would call the electric company to confirm whether or not there is a problem with their service. For water or sewer issues, many people tend to call a plumber first. Please call us at 352-750-0000 so that we can evaluate our side of the sewer system and determine where the issue is located. If it is found that the issue is on the District side, we will make repairs. If the issue is on the homeowner's side, we will let you know and then you can contact a repair provider such as a plumber.

Please note that the District will not evaluate any issues with leaking water inside your home, only sewer issues.

If you have any questions, please contact District Utilities Customer Service at 352-750-0000.

Information Provided by...

2022 Greens Aerification Schedule				
Course	May	June	July	Aug
Amberwood	4th	15th-17th		17th-19th
Bacall	10th-12th		12th-14th	5th
Belmont	4th	1st-3rd		3rd-5th
Bogart	31st	1st-2nd	5th	2nd-4th
Bonita Pass	11th-12th	9th-11th		11th-13th
Briarwood	5th-7th	23rd-25th		5th
Chula Vista	5th-7th		7th-9th	
Churchill Greens	13th	9th-11th		11th-13th
De La Vista	19th-21st		14th-16th	
El Diablo	10th-12th		12th-14th	23rd
El Santiago	31st	1st-2nd	1st	2nd-4th
Escambia	12th-14th		7th-9th	
Gray Fox	5th-7th		14th-16th	
Hawkes Bay	16th-18th		5th-7th	
Heron	5th	16th-18th		18th-20th
Hilltop		1st-3rd		17th-19th
Loblolly	5th-7th		14th-16th	
LongLeaf	27th-29th		28th-30th	
Lowlands		7th-9th		16th-18th
Mangrove		21st-23rd		9th-11th
Marsh View Pitch & Putt		8th-10th		17th-19th
Mira Mesa		9th-11th		11th-13th
Oakleigh	11th	8th-10th		10th-12th
Okeechobee	4th-6th		6th-8th	
Palmetto	5th-7th		14th-16th	
Pelican	12th-14th		7th-9th	11th
Pimlico	11th	8th-10th		10th-12th
Redfish Run	17th-19th		5th-7th	16th-17th
Red Fox	27th-29th		28th-30th	
Roosevelt	11th-13th			24th-26th
Saddlebrook	9th	13th-15th		8th-10th
Sandhill		6th-8th		1st-3rd
Sarasota	19th-21st		14th-16th	
Silverlake	2nd-4th		18th-20th	
Southern Star	12th-14th		21st-23rd	25th-26th
Sweetgum	24th-26th		5th-7th	
Tarpon Boil	24th-26th	21st-22nd	26th-28th	
Truman		1st-3rd		17th-19th
Turtle Mound	9th-11th		25th-27th	
Volusia	12th	9th-11th		11th-13th
Walnut Grove	13th	9th-11th		11th-13th
Yankee Clipper	19th-21st		14th-16th	18th-19th

Subject to Change
Rev Date 1/20/2022

Information Provided By...

The Villages®
Community Development Districts
Recreation & Parks



HOMESTEAD RECREATION

Grand Opening Event
January 21 | 4 - 8 pm

Ribbon cutting and evening under the stars

- **4 - 6 pm:** Explore the all-new center and take a scenic stroll on the Nature Trail
- **6 - 8 pm:** Bring your blankets and chairs to spread out under the night sky, and meet The Villages Astronomy Club for a stargazing demonstration



6227 Meggison Road

The Villages®
Recreation & Parks



© 2022 Village Center Community Development District. All Rights Reserved.

More information: DistrictGov.org | RecreationDepartment@DistrictGov.org | 352-674-1800

Information Provided By...



Recreation Room Use

Any unused room may be reserved any time within 24 hours. If requesting a pre-set room, the room must be put back to its original setup. If requesting a banquet room, minimal setups may be provided. Setups for these rooms are limited to staff availability and up to 2 tables with 16 chairs. These items are not provided: audio visual including televisions and video equipment, podiums and computers. Table Tennis will be set up on request in available meeting rooms. Card rooms are preset. We will allow use of 1 wired mic, based on availability, in addition to the items listed.

The intent of this service is to provide limited, infrequent use by residents and resident lifestyle volunteer groups. The maximum allotted time is 3.5 hours.

You may call the recreation center you wish to use for further information. To view a list of all of our recreation centers and their contact information, please click the following link — [Recreation Center Locations](#).

Lost and Found

Depending on where items are found, inexpensive items will be held for one month at La Hacienda, Laurel Manor, Eisenhower, or Everglades Regional Recreation Centers. Valuables will be turned over to the Lady Lake Police Department, Sumter County Sheriff's Office or Marion County Sheriff's Office within 72 hours. At the end of each month, unclaimed items will be donated to local charities. The Recreation Department is not responsible for lost items. Please see the following page for more information.

Lost & Found

GUIDELINES

All items estimated to be valued under \$50.00 (non-valuable items) will be sent to the following lost and found locations:

LA HACIENDA REGIONAL RECREATION COMPLEX
(North of 466), 352-753-1716

LAUREL MANOR REGIONAL RECREATION COMPLEX
(South of 466), 352-751-7110

EISENHOWER REGIONAL RECREATION COMPLEX
(South of 466A), 352-674-8390

EVERGLADES REGIONAL RECREATION COMPLEX
(South of 44), 352-674-8434

All items estimated to be valued over \$50.00 (valuable items) including but not limited to: gold, jewelry, golf clubs, wallets, purses, electronics (including digital cameras, cell phones, tablets/computers), or other expensive items will be turned over to the appropriate law enforcement agency within 72 hours.

FRUITLAND PARK POLICE DEPARTMENT
352-360-6655

LAKE COUNTY SHERIFF
352-343-2101

LADY LAKE POLICE DEPARTMENT
352-751-1560

DistrictGov.org | 352-674-1800

© 2021 Village Center Community Development District. All Rights Reserved.

MARION COUNTY SHERIFF
352-368-3565

SUMTER COUNTY SHERIFF
352-569-1600

WILDWOOD POLICE DEPARTMENT
352-330-1355

When items are found at any of The Villages Recreation Facilities the following steps will take place:

1. If an individual claims an item he/she is to fill out the Recreation Department Lost & Found Claim Form. Claim report forms will be kept on file at the facility Recreation Service Representative's desk for a period of 6 months.
2. No items are to be released without a photo ID, signature and phone number.
3. After the end of each month all remaining items will be donated to a local charitable organization as designated by the District. The Recreation & Parks Dept. has partnered with The Villages Auxiliary Hospital, which is a non-profit, charitable organization that serves our community.

Note: The Villages Recreation & Parks Department takes no responsibility for items left in the Recreation Centers or turned over to Law Enforcement.

The Villages®
Recreation & Parks





Weather Policy

FOR RECREATION FACILITIES

To provide consistent and uniform guidelines for creating awareness and guidance to staff and participants regarding inclement weather that may impact the health, safety and well-being of staff, volunteers, participants, and facilities.

GUIDELINES FOR RECREATION FACILITIES

The following guidelines are recommended for recreation sponsored activities, leagues, tournaments, and special events in the event of inclement weather.

The Recreation Department has the right to close facilities and/or cancel/postpone or relocate activities at Recreation facilities for public safety in the event of any storm warnings issued by the National Weather Service, Public Safety, or Recreation Department for any tornadoes, hurricanes or other severe storms.

Cancellations, postponements and relocation of activities will be done in a timely manner.

Sponsored activities will be canceled/postponed a minimum of thirty minutes to one hour prior to the scheduled play time depending on the type of activity. Emergency alert warnings may require prompt cancellations.

NOTIFICATION PROCESS

Depending on the type of weather event and impact, staff will communicate via email, word of mouth, posting on the website, or other media sources regarding any cancellation/postponing information. Weather conditions and the type of facility may vary from center to center in The Villages community.

INCLEMENT WEATHER

Inclement weather is defined as rain, wind, lightning and/or severe conditions (tornado, hurricane, thunderstorm watch/warnings) that compromise the safety of the participants, staff, volunteers and/or the condition of the facility.

- In the event of Inclement weather, the Recreation Department recommends patrons at outdoor recreation areas find shelter and wait at least 30 minutes or longer prior to resuming safe normal activities as deemed advisable by a Public Safety or National Weather Service Advisory.

WEATHER TEMPERATURE

Cancellations/postponements related to Temperature.

TEMPERATURE GUIDELINES

- Outside temperature of 35 degrees or lower.
- Outside temperature with a heat index of 104 degrees or higher.

PROTOCOL

- District Staff will monitor weather conditions through various media sources that include, but are not limited to, WVLG and wunderground.com (La Zamora station).



LAKE SUMTER LINE – BOAT TOURS, PONTON BOAT TOURS, FISHING EXCURSIONS AND KAYAKING

Cancellations due to inclement weather will be made by the Recreation staff in charge of the boats an hour prior to the first scheduled trip.

CANCELLATIONS WILL OCCUR FOR THE FOLLOWING REASONS:

AIR TEMPERATURE POLICY

- If the forecast temperature for 12:00 noon will be below 50°F, operations will be canceled.
- If the forecast temperature for 12:00 noon will be between 50°F and 55°F, the decision to cancel will be at the discretion of the scheduled Captains.
- During summer, if the forecast heat index for 12:00 noon will be 95° or higher, operations will be canceled.
- If the decision is to cancel operations, all scheduled crew are to be advised no later than 60 minutes prior to the scheduled start time (earlier if possible).

HIGH WIND POLICY

- If medium winds are present (10-16 mph), boats may operate at Captain's discretion. (Wind speed measurements are approximate based on the best available information.)
- If high winds are present (above 17 mph), operations will be suspended.
- If very high winds (above 50 mph) are forecast, boats are to be retied in a "sprung out" format to avoid contact with the dock and/or sea wall.
- Rain, wind, lightning and/or severe conditions (tomado, hurricane, thunderstorm watch/warnings) that compromise the safety of patrons, staff and the conditions of boats and docks.

OPEN PLAY & RESIDENT SPONSORED ACTIVITIES

Participants assume full responsibility for any risk of bodily injury arising out of, or in any way connected with, participation or involvement in, or presence at, the activity or program. For the safety and well-being of the public, the Recreation Department may close facilities at any time due to weather conditions.

RAIN DELAYS

If it is raining before the start of play but stops before the scheduled play time, play will continue as planned if the fields/courts are deemed playable. If rain continues to fall during the scheduled play time, recreation staff/volunteers may declare a rain delay. After a reasonable amount of time, staff will decide whether the weather has improved and will be suitable for play or if the activity should be declared a rain out.

INSIDE FACILITIES

Will be closed as directed by the Director of Recreation.

DISCLAIMER

If at any time facility/field conditions or weather conditions are deemed unsafe, the District Recreation Department reserves the right to cancel or postpone any activity. At all times participants play at their own risk.

For further information and complete activity schedules please visit DistrictGov.org, check the Recreation News, check the Bulletin boards at each facility, or call your nearest Recreation Center.

DistrictGov.org | 352-674-1800
RecreationDepartment@DistrictGov.org

© 2021 Village Center Community Development District. All Rights Reserved.

The Villages®
Recreation & Parks





- District Staff (on-site recreation staff i.e. athletic/recreation assistant) will receive direction from the department manager or supervisor if a cancellation/postponements process is recommended based on the above guidelines.

PROCESS

- District Staff (on-site recreation staff i.e. athletic/recreation assistant) will notify activity representatives and/or participants via phone and/or in person that the recreation sponsored event(s) is recommended to be canceled/postponed until further notice.
- District staff will notify activity representatives when the temperature allows for safe conditions and whether the event(s) may continue.

FUNSHINE BINGO

Funshine Bingo will be canceled 30 minutes prior to the start time of the bingo cards being sold based on the following:

- Outside temperature of 50 degrees or lower.
- Outside temperature with a heat index of 104 degrees or higher.
- Rain, wind, lightning and/or severe conditions (tornado, hurricane, thunderstorm watch/warnings) that compromise the safety of the participants or the condition of the facility.

SWIMMING POOLS

- Recreation staff will be in charge of Family & Sports Pools that are on-site.
- Neighborhood Adult pools off site and other outdoor recreation areas will be self-monitored.
 - For those pools scheduled for 90 minute pool checks, staff is to clear the swimming pool and wait the allotted 30 minutes for the weather to clear. If the weather does not clear, staff is to notify their manager and leave.
- Recreation staff and Community Watch staff who are in the area during inclement weather will use their best judgment to encourage and inform patrons to leave the pool or outdoor recreation areas if they deem necessary.
- If pool temperatures drop below 81 degrees, a sign will be posted at the entrance of the pool informing residents of the temperature change. The pool will remain open.

CANCELLATIONS WILL OCCUR FOR THE FOLLOWING REASONS:

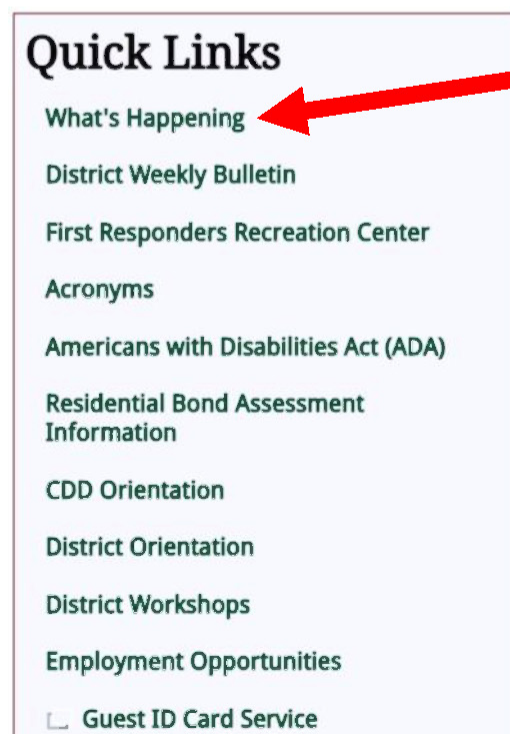
- Outside temperature of 35 degrees or lower.
- Rain, wind, lightning and/or severe conditions (tornado, hurricane, thunderstorm watch/warnings) that compromise the safety of the participants or the condition of the facility.

Where can I find information about What's Happening in my District?

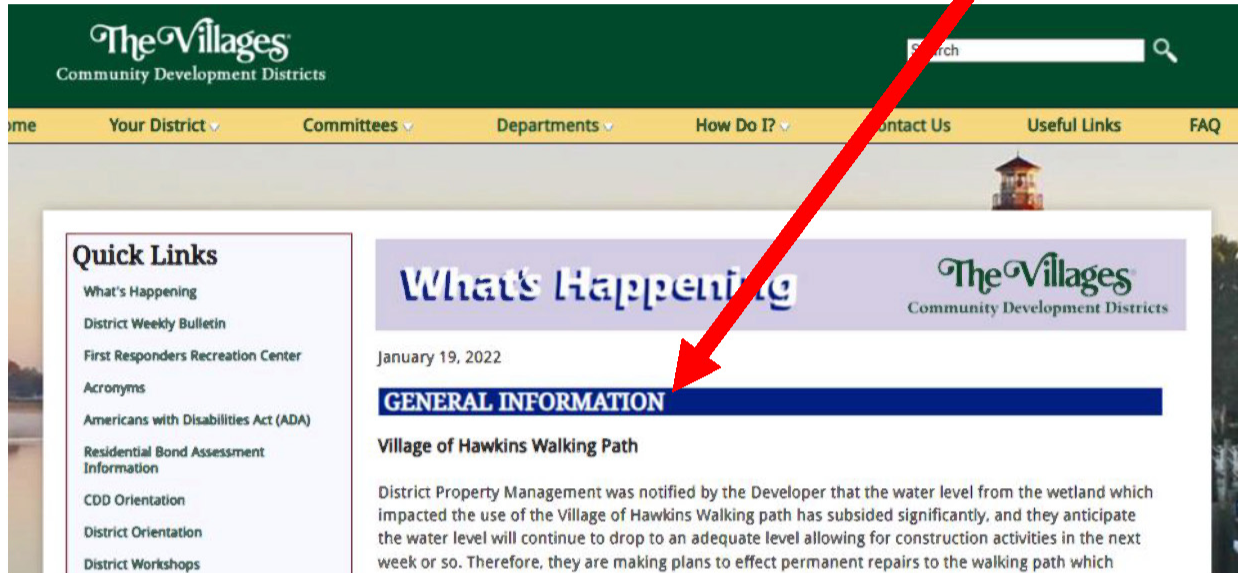
1. To find updates and closings in your District for Recreation Centers, golf courses, dog parks and more, go to DistrictGov.org.



2. On the left-hand side of the page under Quick Links, click on What's Happening.



- 3. At the top of the “What’s Happening” page, you’ll find general information about what’s happening in the community.



- 4. All Districts are listed in numerical order, scroll down on the page to find yours.




Did You Know???

Another one of the services that Community Watch provides, each day and night, is locating broken sprinkler heads. Patrol drivers, while in the course of their duties each shift, will notice a broken sprinkler head. Whether on District property or on private property, the driver will mark the broken sprinkler with a flag to indicate where that sprinkler is, even when the water is off. The driver will then call the location into dispatch of the sprinkler and whether the sprinkler is on District or private property. Dispatch will then write up a work order if the sprinkler is on District property.

If the sprinkler is on private property, Dispatch will search for the homeowner's information and contact the homeowner to inform them of the broken sprinkler head. Dispatch will explain to them exactly where on the property it is located and will inform them of the blue flag indicating the broken sprinkler. Most often the homeowner does not realize the sprinkler head is broken, because most sprinklers are set to go off in the very early morning hours.

If you see a broken sprinkler with gushing water in your travels in The Villages, call Community Watch at 352-753-0550 and let us know. Community Watch can be reached 24 hours a day, 7 days a week.




The Villages®

Community Development Districts
Community Watch



JOIN OUR TEAM!



Our Core Values demonstrated in our daily actions

HOSPITALITY • STEWARDSHIP • INNOVATION AND CREATIVITY • HARD WORK

The Village Center Community Development District (VCCDD) is the unit of local government serving The Villages® Community that employs all staff to support the operations of the 19 special Districts. We contribute our successes, in large part, to the members of our team; our staff, who work together towards our mission of providing and preserving the lifestyle of "Florida's Friendliest Hometown".

DEPARTMENT POSITIONS TYPICALLY AVAILABLE INCLUDE:

- Patrol Drivers
- Dispatchers
- Gate Attendants
- Gate Operations & Cameras

TO ENSURE YOU ARE AWARE OF AVAILABLE DISTRICT JOB OPPORTUNITIES:



Register for email notifications of public job postings and other information by going to:
DistrictGov.org > Quick Links > Sign Up for eNotifications



Check our website for Current Job Opportunities:
DistrictGov.org > Quick Links > Employment Opportunities



Call or stop by Human Resources
984 Old Mill Run in Lake Sumter Landing



Join the first Non-PSAP Accredited Community Watch Dispatch Department

For More Info: 352-674-1905 | HumanResources@DistrictGov.org | DistrictGov.org

Do you know the rules of the roundabout?



1 Slow Down.

A roundabout is a circular intersection design where traffic travels at low speed around a central island and entering traffic must yield to circulating traffic. Roundabouts are safer and more efficient than traditional intersections.

2 Look Around.

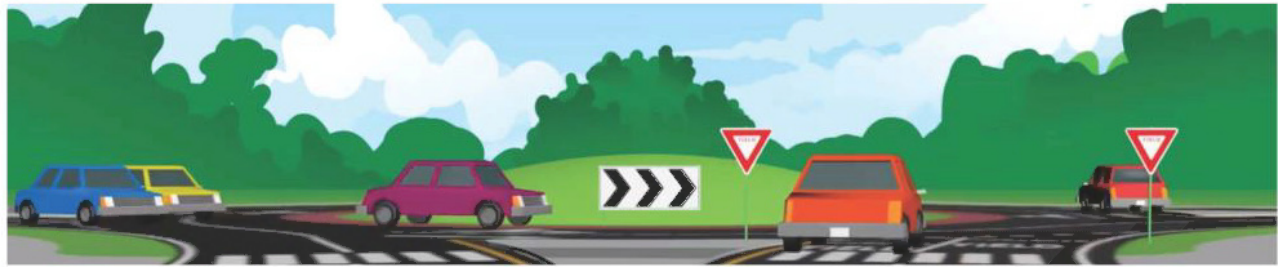
The geometry of a roundabout is key to controlling the speed at which traffic enters and maneuvers through the intersection, providing the following benefits:

3 Be Ready to Yield.


- Lower severity of collisions that may occur, resulting in significantly fewer severe injuries.
- Increased likelihood of drivers yielding to pedestrians at crosswalks.
- Time for drivers to judge and enter a comfortable gap in circulating traffic.




Information Provided By the US Department of Transportation



Modern Roundabouts... as easy as 1, 2, 3.



- Going slower provides more time to make decisions and be better prepared to yield to other road users.
- By entering the roundabout at a slower speed, crashes that do happen are much less severe.
- Slowing down helps drivers do a better job seeing pedestrians and bicycles and sharing the road with them.



- Drivers should choose the lane for where they want to go after the roundabout. Signs and markings help them select a lane.
- Like most other intersections, drivers use the left lane to go left, the right lane to go right, and either lane to go straight through, unless otherwise indicated.
- Drivers should keep looking around and check the crosswalks to see if anyone is waiting to cross or is already crossing. Drivers should be ready to stop and let them safely finish.



- Drivers must yield to traffic in all lanes of the roundabout, not just in the lane closest to them.
- If large vehicles like trucks or buses are in the roundabout, drivers should give them space and avoid driving next to them inside the roundabout.
- Drivers should follow the pavement markings to stay in the correct lane as they leave the roundabout. They should look around one more time for anyone in the crosswalk and be ready to yield as the drivers exit.


For More Information About
National Roundabouts Week, visit
<https://safety.fhwa.dot.gov/NRW/>.

S H A R E

ee,



ear,




ct politely &



esponsibly to



njoy!



The Villages
Community Development Districts

Our Multi-Modal Paths are for everyone's enjoyment — so be safe and share the path!

Frequently Asked Questions and Answers



Submit Feedback,
Inquiry, or Concern

The Villages® Community Development Districts Property Management

Have you ever wondered why the irrigation is running along a roadway for a mile or two or on a golf course for days after an extreme amount of rain has fallen? District Property Management monitors the water level in water retention basins throughout the community. When you see irrigation running after a large rain event, it is usually due to the fact that the water retention areas throughout The Villages are above the recommended level and must be lowered. These measures are in place to make room for more rain water, which is collected from the streets, yards and golf courses, should there be a second rain event coming.



Information Provided By KnowBe4.com



YOU are a target!

Cybercriminals are quite effective at getting what they want. They've learned that the easiest way around your organization's defenses isn't hacking and cracking, it's tricking you into letting them in.

DIGITAL ATTACKS



Phishing: Email-based social engineering targeting an organization.

Spear Phishing: Email-based social engineering targeting a specific person or role.

Stop, look, and think before you click that link or open that attachment.

IN-PERSON ATTACKS



USB Attacks: An attack that uses a thumb drive to install malware on your computer.

Tailgating: When a hacker bypasses physical access controls by following an authorized person inside.

Stop, look, and think before allowing someone in that you don't recognize or plugging any external media into your computer.

PHONE ATTACKS



Smishing: Text-based social engineering.

Vishing: Over-the-phone-based social engineering.

Stop, look, and think before you surrender confidential information or take action on an urgent request.

Social Engineering

Social engineering is the art of manipulating, influencing, or deceiving you into taking some action that isn't in your own best interest or in the best interest of your organization.

The goal of social engineers is to obtain your trust, then exploit that relationship to coax you into either divulging sensitive information about yourself or your organization or giving them access to your network.

Red Flags

Red flags are a sign of danger or a problem. They can be as subtle as an uneasy feeling or as obvious as an email about "suspicious charges" from a bank that you don't even have an account with.

Pay attention to these warning signs as they can alert you to a social engineering attack!

Since phishing is the most common form of social engineering, let's take a closer look at seven areas in an email and their corresponding red flags.

FROM

- An email coming from an unknown address.
- You know the sender (or the organization), but the email is unexpected or out of character.

TO

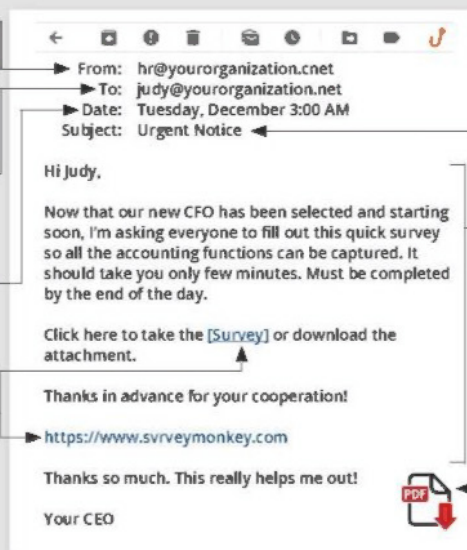
- You were copied on an email and you don't know the other people it was sent to.

DATE

- You receive an email that you would usually get during normal business hours, but it was sent at 3:00 a.m.

HYPERLINKS

- There are misspellings in the link.
- The email contains hyperlinks asking you to take an action.
- When you hover your cursor over the link, the link address is for a different website.



SUBJECT

- The subject line of an email is irrelevant or doesn't match the message content.
- It's an email about something you never requested or a receipt for something you never purchased.

CONTENT

- The sender is asking you to click on a link or open an attachment.
- The email is asking you to look at a compromising or embarrassing picture of yourself or someone you know.
- You have an uncomfortable feeling, or it just seems odd or illogical.

ATTACHMENTS

- Any attachment you receive that you aren't expecting.

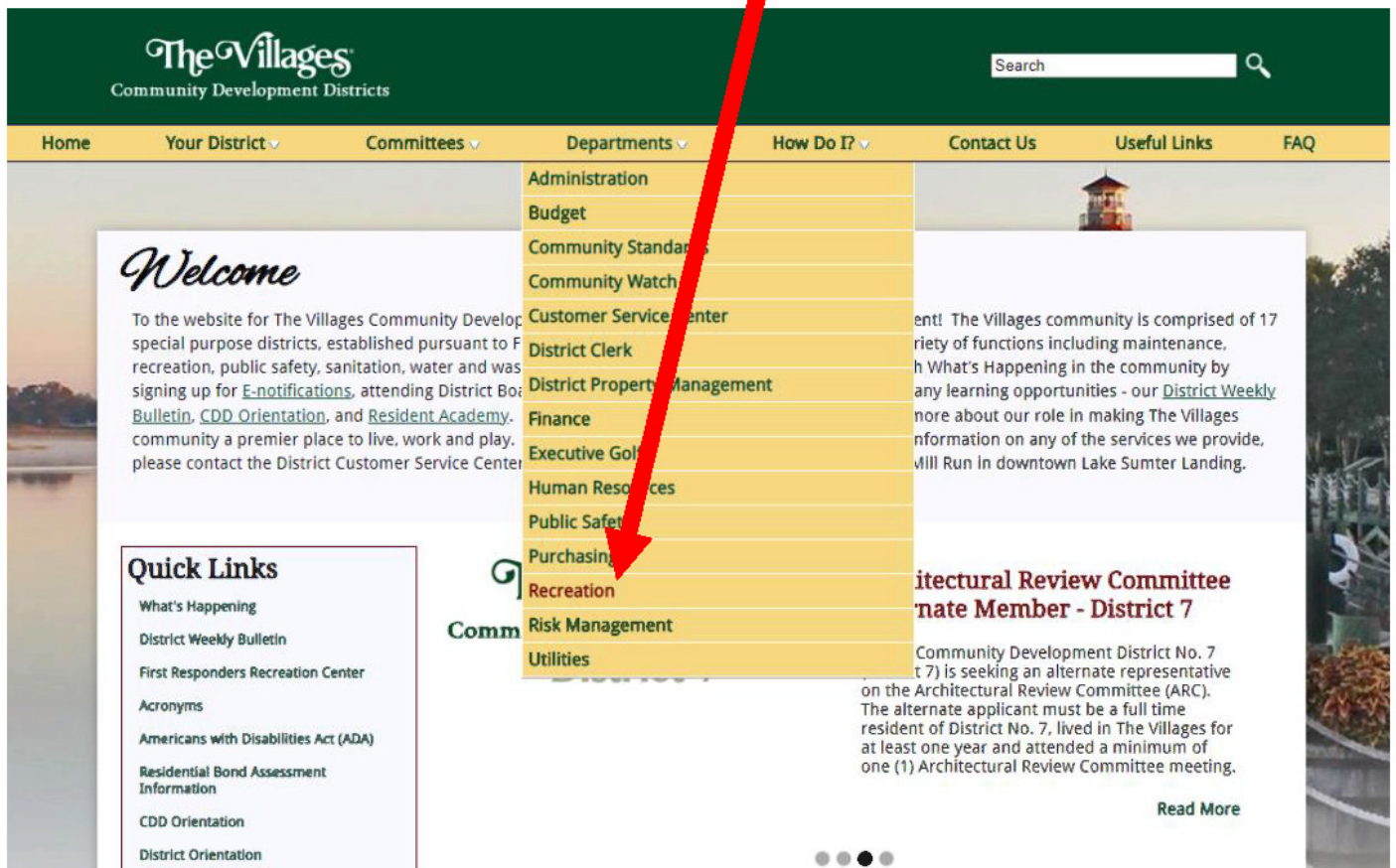


How do I find information about where I can fish in The Villages?

Florida is conducive to year-round fishing, which makes The Villages a perfect community to offer ample fishing opportunities for those who wish to wet a hook and line. To ensure your fishing experience is enjoyable, it is important to know the rules and regulations for fishing these water bodies. The Village Community Development Districts and the State’s Water Management Districts oversee and manage many of the water bodies located throughout The Villages community. These water bodies serve several purposes for the community and also provide anglers fishable areas for their recreational enjoyment.

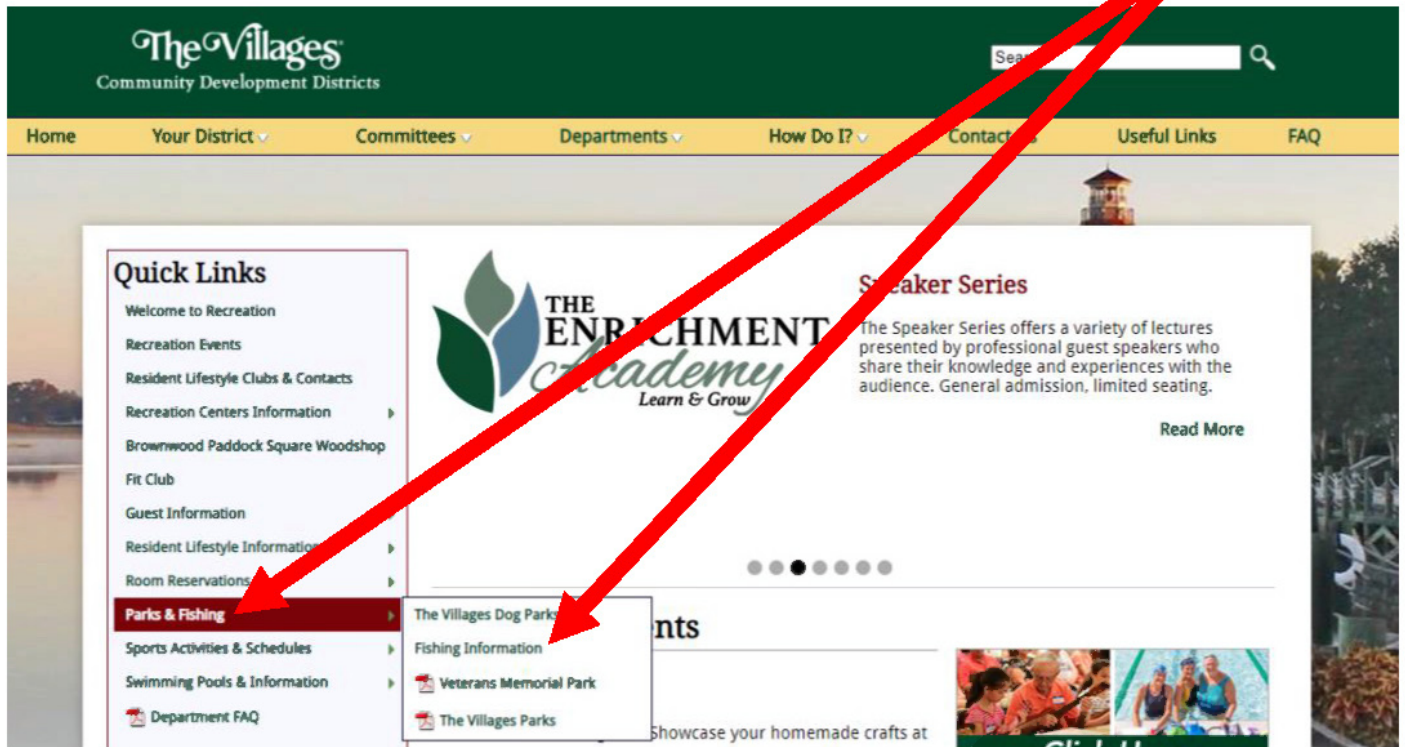
To find a complete set of fishing guidelines and map of local fishing areas, follow the steps below.

1. Visit DistrictGov.org and click on Recreation under Departments.

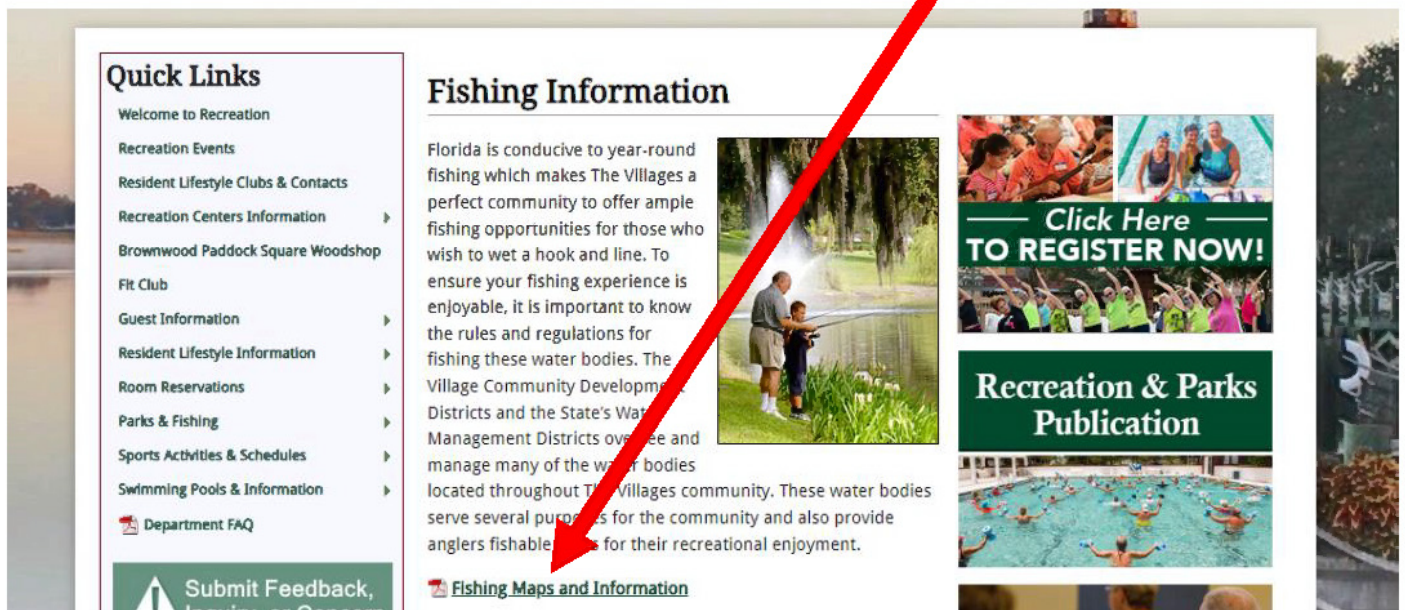




2. On the left-hand side of the page under Quick Links, click on Parks and Fishing and then Fishing Information.



3. On this page, you will find a link to all of our Fishing Information and Fishing Maps.



Information Provided By...

Defensive Driving

It's that time of year when roads are at their most congested as people flock to the beautiful Florida winter weather. With more people on the roads around this time of year, and always, it is important to drive defensively. Defensive driving is essentially driving in a manner that utilizes safe driving strategies to enable motorists to address identified hazards in a predictable manner. Exercising defensive driving techniques can reduce your driving risks by helping you anticipate situations and make well-informed decisions.

Traffic Crashes

Losses from traffic crashes have both social and personal impacts. Approximately 41,000 people die annually as a result of traffic collisions, with an additional 3,236,000 injuries. About 38% of all fatal car crashes are alcohol related with another 30% attributed to speeding.

The causes of these crashes, emotional impact and cost in dollars spent on car crashes are typically covered in defensive driving courses. The goal of good defensive driving is to reduce the risk of these accidents by properly educating drivers to exercise caution and good judgment while driving.

Psychological Factors

On the roadways, drivers have to deal with several factors that can affect their driving. Defensive driving courses tend to focus on how drivers can overcome negative psychological factors such as unneeded stress, fatigue, emotional distress and road rage.



The National Highway Traffic Safety Administration conservatively estimates that 100,000 police-reported crashes are the direct result of driver fatigue each year. This results in an estimated 1,550 deaths, 71,000 injuries, and \$12.5 billion in monetary losses.

Information Provided By...

Human Factors – DUI

Driving under the influence of drugs or alcohol continues to impact thousands of American drivers each year. While the specific effect of each drug on your body takes place in differing stages, the effect of drivers operating a vehicle while under the influence is disastrous.

DUI is an offense under Florida law. The offense is proved by impairment of "normal faculties" or unlawful blood alcohol or breath alcohol level of .08 or above.

The Dynamics of a Crash

Vehicle crashes are almost always a preventable result of a series of events. The combination of speed, place of impact and size of object being impacted can determine the severity of the crash. In every accident, however, the act of one vehicle hitting another vehicle or other object is not the only collision that can occur.

The concept of the second collision, in which the driver and other passengers collides with the windshield, seat or other object within the car when not wearing a seat belt can be just as dangerous as the initial collision.

Defensive driving courses address the issue of vehicle crashes and second collisions by listing the elements of a crash and illustrating how the forces of impact can be avoided or limited.

Safety Equipment

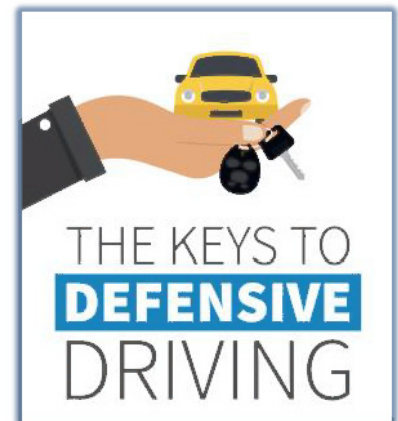
Approximately half of all deaths that are result of an automobile crash could have been avoided if the victim were wearing a safety belt properly. Of course safety belts are only the most commonly thought of vehicle safety equipment. Items such as air bags, child safety seats and head rests all serve to protect drivers and passengers and reduce the risk of injury or death in the event of a crash. Defensive driving courses offer tips on how to use these devices properly and ensure your safety when traveling the roadways.

Information Provided By...

Crash Prevention Techniques

The key to any good defensive driving strategy is knowing how to avoid traffic crashes and recognize potential hazards before it's too late. In a typical defensive driving course, students learn crucial crash prevention techniques that include:

- Scanning the roadway and adapting to surroundings
- Employing the three to four second rule for following distances
- Knowing your vehicle's stopping distance
- Being aware of reaction distance
- Environment hazards
- Vehicle emergencies
- Sharing the road
- Passing and necessary clear distance
- Right of way
- Speed adjustments and railroad crossings
- Be aware of your surroundings — always pay attention



Being a defensive driver is being a good driver.

Buckle up, never drive impaired whether it be alcohol, prescription medications, anger or fatigue. Share the roadways but know the right of way. Always scan the roadways and be aware of your surroundings. Do not make sudden decisions that can potentially cause a wreck. Never tailgate. There should always be a vehicle length between you and the car ahead of you. Defensive driving is not only for vehicles, but all rules of the road should be followed in golf carts. Everyone wants to make it home, don't be the reason that someone doesn't.

Source: https://www.safemotorist.com/Articles/Defensive_Driving/



DID YOU KNOW

**YOU CAN GET A DUI WHILE
DRIVING SOMETHING
OTHER THAN A CAR?**



DRIVE SOBER OR GET PULLED OVER

Under Florida Statute 316.193, it is still considered *Driving Under the Influence* if you are operating...



a Car



a Truck



a Bicycle



a Moped



a Motorcycle



a Lawn Mower



a Golf Cart



an ATV



an Electric Scooter

*“Drinking and driving is the wrong decision,
regardless of your ride.”*



DriveSoberFL.com





The following facilities will be temporarily closed or have scheduled maintenance:

⇒ **Paradise Regional Recreation Complex Bocce Courts**

The Paradise Regional Recreation Complex Bocce Courts will be closed for maintenance January 18th through January 25th.

⇒ **Chula Vista Village Recreation Center Bocce Courts**

The Chula Vista Village Recreation Center Bocce Courts will be closed for maintenance January 26th through January 30th.

⇒ **Chula Vista Village Recreation Center Indoor Facilities, Outdoor Facilities and Adult Pool**

The Chula Vista Village Recreation Center Indoor Facilities, Outdoor Facilities and Adult Pool will be closed for maintenance on January 31st.

⇒ **El Santiago Village Recreation Center Bocce Courts**

The El Santiago Village Recreation Center Bocce Courts will be closed for maintenance January 31st through February 5th.

⇒ **El Santiago Village Recreation Center Pickleball and Tennis Courts**

The El Santiago Village Recreation Center Pickleball and Tennis Courts will be closed for maintenance January 10th through January 23rd.

⇒ **Saddlebrook Village Recreation Center Indoor Facilities, Outdoor Facilities and Adult Pool**

The Saddlebrook Village Recreation Center Indoor Facilities, Outdoor Facilities and Adult Pool will be closed for maintenance on January 21st.

⇒ **Bridgeport Village Recreation Center Indoor Facilities, Outdoor Facilities and Family Pool**

The Bridgeport Village Recreation Center Indoor Facilities, Outdoor Facilities and Family Pool will be closed for quarterly cleaning on February 2nd.

⇒ **Lake Miona Regional Recreation Complex Pickleball Courts**

The Lake Miona Regional Recreation Complex Pickleball Courts will be closed for maintenance January 31st through February 16th.



The following facilities will be temporarily closed or have scheduled maintenance:

⇒ **Pimlico Village Recreation Center Indoor Facilities, Outdoor Facilities and Family Pool**

The Pimlico Village Recreation Center Indoor Facilities, Outdoor Facilities and Family Pool will be closed for quarterly cleaning on January 25th.

⇒ **Hibiscus Village Recreation Center Shuffleboard Courts**

The Hibiscus Village Recreation Center Shuffleboard Courts will be closed for rebuilding of shade structure January 17th through February 1st.

⇒ **Churchill Street Village Recreation Center Shuffleboard Courts**

The Churchill Street Village Recreation Center Shuffleboard Courts will be closed for resurfacing January 10th through January 26th.

⇒ **Largo Neighborhood Recreation Area and Adult Pool**

The Largo Neighborhood Recreation Area and Adult Pool will be closed for pool refurbishing January 19th through February 10th.

⇒ **Coconut Cove Village Recreation Center Indoor Facilities, Outdoor Facilities and Family Pool**

The Coconut Cove Village Recreation Center Indoor Facilities, Outdoor Facilities and Family Pool will be closed for maintenance on January 28th.

⇒ **Canal Street Village Recreation Center Indoor Facilities, Outdoor Facilities and Family Pool**

The Canal Street Village Recreation Center Indoor Facilities, Outdoor Facilities and Family Pool will be closed for maintenance February 7th through February 28th.

⇒ **Moyer Village Recreation Center Family Pool**

The Moyer Village Recreation Center Family Pool will be closed for maintenance January 21st through January 29th.

Information Provided By...



ARCHITECTURAL REVIEW COMMITTEE

Village Community Development District No. 2 (District 2), No. 7 (District 7) and Village Center Community Development District for the Lady Lake / Lake County portion of The Villages north of County Road 466 are seeking alternate members to serve on the Architectural Review Committee.

The alternate applicant must be a full time resident of the District they are applying for and have lived in The Villages for at least one year. Candidates are recommended to have education and/or experience in any of the following areas: architecture, ability to read site plans, residential/commercial construction, building management, deed restricted communities, landscaping, county code enforcement, etc.; however, this is not required. The Committee meets weekly, on Wednesdays at 8:00 AM for approximately 2-4 hours.

The required attendance for the alternate member is to attend an Architectural Review Committee meeting each week for four (4) weeks and then monthly thereafter.

If you are interested in becoming an alternate member on the Architectural Review Committee, complete the application by clicking one of the following links: [District 2 Application](#), [District 7 Application](#), [Lady Lake /Lake County Application](#) and returning it to the Community Standards Department, 984 Old Mill Run, The Villages, Florida.

Section 112.3145(7)(g), Florida Statutes requires that Architectural Review Committee members must complete and submit a Statement of Financial Interests (Form 1) at the time they are appointed to the Architectural Review Committee.

The Villages®
Community Development Districts
Community Standards

COMMUNITY STANDARDS DEPARTMENT
ARCHITECTURAL REVIEW COMMITTEE
VOLUNTEER MEMBER FOR
VILLAGE COMMUNITY DEVELOPMENT DISTRICT NO. 7

APPLICATION FOR MEMBERSHIP

This application **must** be returned to the Community Standards Department, 984 Old Mill Run, The Villages, Florida **no later than 5:00 p.m. on April 16, 2021.**

I understand that being a member of the Architectural Review Committee (ARC) is a volunteer position with a four year commitment where I will spend approximately two hours every week as a committee member. **The applicant must be a full time resident of Village Community Development District No. 7 and have lived in The Villages for at least one year.** Committee members are recommended to have education and/or experience in any of the following areas: architecture, ability to read site plans, residential/commercial construction, building management, deed restricted communities, landscaping, county code enforcement, etc.

1. Please briefly describe your past business or career paths.

2. What special skills or education do you have that would benefit the ARC? (Please include special skills, experience or training such as architect, ability to read site plans, builder, condo/building management, working with deed restricted communities, etc.)

3. Are you familiar with your deed restrictions and/or covenants? Y N`

Signature _____

Phone _____

Print Name _____

Village of _____

Address _____

Date _____

Village Community Development Districts
984 Old Mill Run, The Villages, Florida 32162
Business Phone: 352-751-3912 Business Fax: 352-751-6707

SAMPLE
For each District's Application, please see the previous page.