

District Weekly Bulletin

Contact Us:

Customer Service
(352) 753-4508

Administration
(352) 751-3939

Budget
(352) 674-1920

Community Standards
(352) 751-3912

Community Watch
(352) 753-0550

Property Management
(352) 753-4022

Finance Customer Service
(352) 750-0000

Human Resources
(352) 674-1905

Public Safety
(352) 205-8280

Purchasing
(352) 751-6700

Recreation Administration
(352) 674-1800

Risk Management
(352) 674-1828

Utility Operations
(352) 751-3939



CDD Orientation

This valuable program is held on the **second** and **fourth** Thursday of the month at 10:00 AM in the District office located at 984 Old Mill Run in Lake Sumter Landing. For additional information, please contact the District Customer Service Center at 352-753-4508.

Information Provided by...



District Administrative Offices

Appointments can be made by emailing or contacting the appropriate District Department.

- Administration - 352-751-3939 or CustomerService@districtgov.org
- Budget - 352-674-1920
- Bonds - 352-751-3900 or Bonds@districtgov.org
- Community Standards - 352-751-3912 or DeedCompliance@districtgov.org
- Community Watch - 352-753-0550 or CommunityWatch2@districtgov.org
- Customer Service - 352-753-4508 or CustomerService@districtgov.org
- District Clerk - 352-751-3939
- District Property Management - 352-753-4022 or PropertyManagement@DistrictGov.org
- Finance - 352-753-0421
- Executive Golf - 352-674-1885
- Human Resources - 352-674-1905 or HumanResources@districtgov.org
- Public Safety - 352-205-8280 or publicsafety@districtgov.org
- Purchasing - 352-751-6700
- Recreation & Parks - 352-674-1800 or RecreationDepartment@districtgov.org
- Risk Management - 352-674-1828 or RiskManagement@districtgov.org
- Utilities - 352-750-0000 or Utilities@districtgov.org

If you do not know which department to contact, please call the District Customer Service Center at 352-753-4508.

There is a drop box available in the breezeway outside of the District office located at 984 Old Mill Run. If you need to drop off correspondence, please utilize the locked drop box.

Information Provided By...

After Hours with the District — The Villages Market Night

Please join us after hours to meet District staff and discuss what a unique community you live in! Your District government will be attending the following Market Nights this month, we hope to see you there!

- Tuesday, March 22, 2022 from 5:00 PM – 9:00 PM at Spanish Springs Town Square for Vendor Market Night.
- Wednesday, March 23, 2022 from 5:00 PM – 9:00 PM at Lake Sumter Landing Market Square for Vendor Market Night.
- Thursday, March 24, 2022 from 5:00 PM – 9:00 PM at Brownwood Paddock Square for Vendor Market Night.

Please join us after hours to learn more about the services available to you and to take the opportunity to have your questions answered by District staff.

For additional information, please contact the District Customer Service Center at 352-753-4508.

Public Hearing



Village Center Community Development District Board will be holding a Public Hearing to discuss Amending and Restating the Rule to Bring about Deed Compliance for the Lady Lake and Lake County portions of The Villages; specifically pertaining to exterior pressure washing of homes, driveways, walkways, fence, and/or wall; and trimming of hedges and/or shrubbery to a height of four (4) feet. The Public Hearing will be held at the Savannah Recreation Complex on April 6, 2022, at 3:30 PM.

Spring Forward and Review Your Safety Checklist

Time to Change the Clocks

Daylight Saving Time begins every year on the second Sunday in March. We "lose" an hour when the clocks are set forward, and for many, that means a tired couple of days as our bodies adjust. The consequences of fatigue can be serious, so plan accordingly.



Daylight Saving Time, which begins Sunday, March 13, 2022 this year, also means it's a good time to review your spring safety checklist.

Smoke Alarms

Three out of every five home fire deaths result from fires in homes with no smoke alarms, according to the National Fire Protection Association. Test your smoke alarms every month and replace the battery at least once a year. If the alarm makes a "chirping" sound, replace the battery immediately.

Smoke alarms should be in every bedroom and in the common areas on each floor of a home. Mount them at least 10 feet from the stove to reduce false alarms, less than 12 inches from the ceiling and away from windows, doors and ducts.

Carbon Monoxide (CO) Detectors

Anything that burns fuel can potentially become a source of carbon monoxide, an invisible, odorless gas that can kill. CO alarms should be installed in a central location outside each bedroom and on every level of the home. The safety tips for CO detectors mirror those of smoke alarms: change the batteries, test them and interconnect them if possible. Also, make sure vents for your gas appliances (fireplace, dryer, stove and furnace) are free and clear of debris.

Spring Driving

As the weather continues to warm up, be alert for changes on the road and in your vehicle. Have your air conditioning in your vehicle tested and check your tire pressure. Have your coolant, oil, brakes and batteries checked. Replace your windshield wiper blades and fluid. Be alert for increased pedestrian traffic. As always, slow down, and be extra cautious on the crowded roadways.

Share The Road

Check twice for bicycles and motorcycles. Keep a safe distance and pass with caution.

Source: <https://www.nsc.org/community-safety/safety-topics/seasonal-safety/spring-safety/spring-safety-tips>.



Smoke Detector Program

Did you know that The Villages Public Safety Department offers smoke detector assistance to residents of The Villages as part of the Fall Prevention Program?



- This program is designed for residents who are disabled or unable to climb ladders.
- The Villages Public Safety Department recommends batteries be changed once per year.
- Residents are required to purchase the brand new nine-volt batteries or detectors before they call for assistance.
- Smoke alarms are designed to signal with a single beep which repeats every few minutes to alert you that the battery needs to be changed. Three to five beeps at a single time is a signal that the detector needs to be replaced.
- On average, a smoke detector lasts roughly ten years, and the combination smoke/carbon monoxide units last around five to seven years.
- If your detectors are beeping non-stop please leave the home and call 911. It may be signaling a fire or carbon monoxide emergency.
- The homes in The Villages are designed to have hardwired detectors. Smoke detectors are located inside of the bedrooms and in the main living area. A smoke carbon monoxide combination unit is installed directly outside of the bedrooms.

The model numbers for the detectors that are installed in your home are manufactured by BRK under the name First Alert. The model number for the smoke detector is 9120B and the model number of the combination smoke/carbon detector is SC9120B.



Smoke Detector Program Continued

- For those residents that are hearing impaired, there are several types of detectors that may be right for you such as strobe light detectors or detectors that can shake the bed in the event of a fire. For more information on these detectors, please stop by The Villages Public Safety Administration office at 3035 S. Morse Boulevard Monday through Friday from 8:00 AM to 5:00 PM to obtain a brochure or visit our website at Districtgov.org.
- Smoke detector battery changes and/or installations can be arranged by calling 352-205-8280 Monday through Friday from 8:00 AM to 5:00 AM. If it is after hours or on the weekend and you have a beeping detector, call 352-205-8280 and select option 1 on the recording to be connected to Community Watch Dispatch.
- There is no charge for this service.
- Appointments are for same-day service and are on a first come first serve basis.
- The Villages Public Safety Department employees will arrive at your home in uniform, with a visible name badge. They will also have a ladder with them.
- As a reminder, this assistance is strictly for smoke detectors. The employees visiting your home will not be able to assist you with non-related smoke detector issues or concerns such as light bulbs.

If you have any questions or would like additional information on this program, please contact The Villages Public Safety Department at 352-205-8280.

Information Provided By...

The Villages®

Community Development Districts

Community Watch

Community Watch Patrol Drivers are there to help in stressful times



Kudos are in order for Patrol Driver Leo Connolly. On the afternoon of February 25th at around 4:42 PM, a resident was heading south on Buena Vista Blvd in his classic Mustang when the vehicle became disabled in the roundabout at Palmer Avenue. The resident was concerned for his safety as the other vehicles in the roundabout were rapidly coming around the corner and there had been several near misses. The resident first called Community Watch and then the Sumter County Sheriff's Office for assistance.

Patrol Driver Leo Connolly was the first to arrive on the scene and stopped behind the disabled Mustang and put his caution lights on to warn other drivers of an impending danger ahead. The resident had already contacted AAA and they communicated an estimated arrival time of around 10:00 PM. Patrol Driver Leo Connolly recognized the dangerous situation they were in because of the time of day and their location on a busy street. He decided to maintain a safety zone behind the Mustang to keep the resident safe as he pushed the disabled vehicle to a secure location. The resident wanted to let Community Watch supervisors know how grateful he was for Leo being there in a very stressful situation and wanted Community Watch supervisors to know what a great job was done.

If you have any questions or would like additional information, you may contact Community Watch 24/7 by email at CommunityWatch2@Districtgov.org or by phone at 352-753-0550.

Information Provided By...

The Villages®
Community Development Districts
Recreation & Parks



St. Patrick's Day Parade

Come for the parade and stay for all the excitement at Spanish Springs Town Square.



Spanish Springs Town Square®
**Thursday,
March 17th**
Parade begins at
3:15pm

Friends, food and fun:
Everything necessary to
thoroughly enjoy this
special occasion!
*Come for the parade
and stay for all the excitement!*

The Villages®
Recreation & Parks
DistrictGov.org

© 2022 Villages Center Community Development District. All Rights Reserved.


For more information, contact resident parade committee member Peggy Carli at peggycarli4@gmail.com

Speaker Series



Speaker Series 2022

The Spies Next Door



The true story of 10 Russian spies living undercover in the US and how the FBI conducted the most successful counter intelligence case in its history. Learn about this fascinating story that inspired the FX series "The Americans."



Saturday, March 12, 2022 at 3pm & 6pm
Colony Cottage Recreation Complex – General Admission Seating
\$12 Residents • \$15 General Public

Presenter:
H. Keith Melton

NOW REGISTER • IN PERSON: All Regional Recreation Complexes
• ONLINE: TheEnrichmentAcademy.org

The Villages®
Recreation & Parks
TheEnrichmentAcademy@DistrictGov.org

© 2022 Village Center Community Development District. All Rights Reserved.

Information Provided By...

The Villages®
Community Development Districts
Recreation & Parks



The Enrichment Academy Expo



LEARN & GROW EXPO



**THURSDAY, MARCH 17 | 10AM – 12PM
LAKE MIONA RECREATION COMPLEX**

The Villages®
Recreation & Parks



Smoking & Vaping Free Zones

All recreation facilities have a designated location for smoking and vaping which is a minimum of 25 feet from entrance doors. Smoking and vaping is not allowed at any recreation swimming pool.

Media Release

Participation in clubs, activities and events throughout The Villages may be photographed/recorded and by participating in the activity, the participant irrevocably consents to be photographed/recorded and grants The Villages of Florida, Inc. and its successors, assigns and licenses the right in perpetuity to distribute the results of such photography/recording in all media throughout the world.

Frequently Asked Questions and Answers



Submit Feedback,
Inquiry, or Concern

The Villages® Community Development Districts Customer Service

The street light behind our home is not working at night, who should I call?

You should notify the company you pay your electric bill to:

- Call SECO Energy at 352-793-3801 or click on the following link — [SECO Energy Light Finder](#).
- Call DUKE Energy at 800-700-8744 or click on the following link — [Duke Energy](#).
- Call the City of Leesburg at 352-728-9830 or click on the following link — [City of Leesburg Electric Department](#).

If you are able to locate the number on the pole, please provide it when reporting the outage.

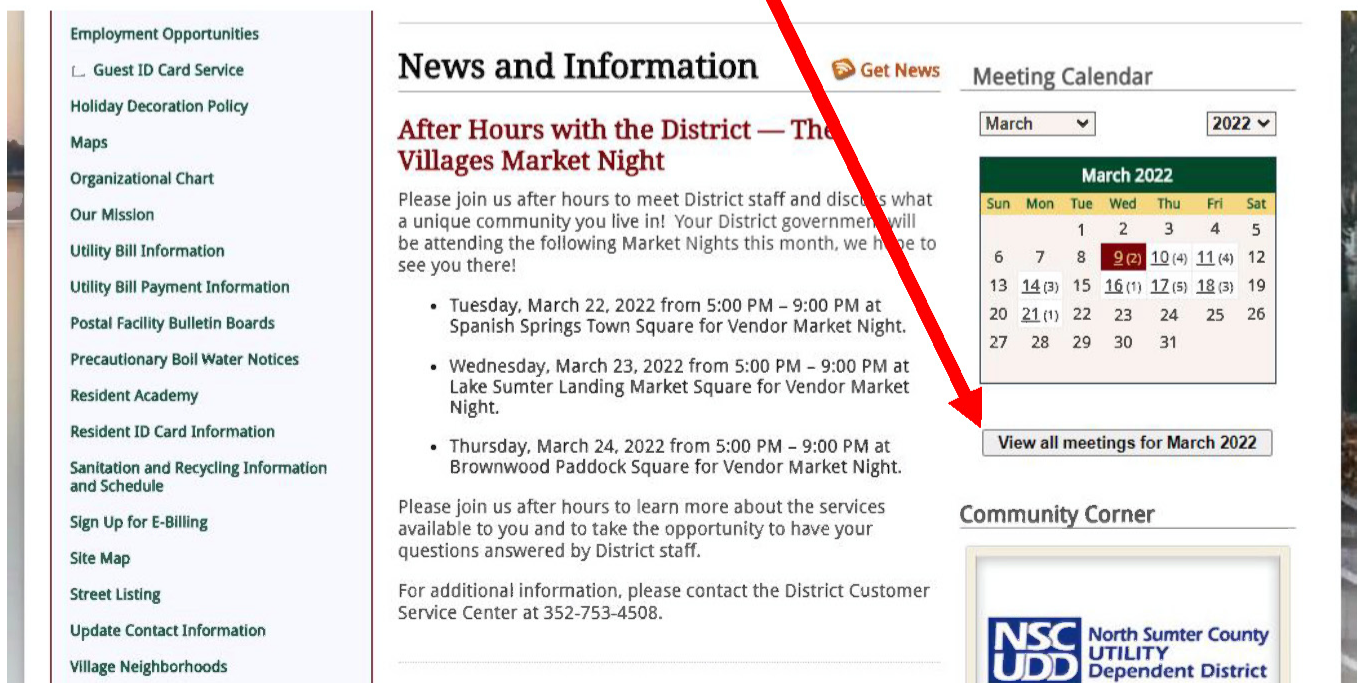


Where can I find the entire meeting schedule for the District Board of Supervisors?

- 1. To locate the next meeting for your District Board of Supervisors, please visit our website at DistrictGov.org.



- 2. Scroll down and click on “View all meetings for the current month” on the right-hand side of the page.



Where can I find the entire meeting schedule for the District Board of Supervisors?

3. On this page, all of the board meetings for the month will be listed.

The screenshot shows the 'District Government Meeting Calendar' page. On the left is a 'Quick Links' sidebar. The main content area is titled 'District Government Meeting Calendar' and lists two meetings: 'Amenity Authority Committee' on March 9, 2022 at 9:00 AM and 'Board Meeting' on March 9, 2022 at 3:30 PM. To the right is a 'Meeting Calendar' for March 2022, showing a calendar grid with dates and meeting counts. A dropdown menu is set to 'March' and the year is '2022'. A button at the bottom right says 'View all meetings for March 2022'.

4. If you need to change the month, use the drop down menu to choose the month you are looking for.

This screenshot is similar to the previous one but highlights the month selection process. A red arrow points to the 'Meeting Calendar' dropdown menu, which is open and shows a list of months from January to December. 'March' is currently selected and highlighted in blue. The calendar grid for March 2022 is visible behind the dropdown. The rest of the page content, including the 'Quick Links' sidebar and meeting details, remains the same.

Frequently Asked Questions and Answers



Submit Feedback,
Inquiry, or Concern

The Villages® Community Development Districts Utilities

Who is responsible for my Sanitation collection?

The Sanitation and Recycling information provided below and on the following page is based on the area in The Villages in which you live. If you have any questions about this information or need assistance determining which information applies to your home, please contact the District Customer Service Center at 352-753-4508.

Village Community Development Districts 1-11 located in Sumter County, Marion County and The Villages of Fruitland Park:

The North Sumter County Utility Dependent District (NSCUDD) is the solid waste sanitation service provider for Districts 1–11. The sanitation services are contracted through Jacobs.

- For Sanitation billing questions, please call 352-750-0000.
- For Sumter Sanitation pickup questions, please call 352-748-0109.

Sumter County residents of The Villages residing south of SR 44:

For those residents of The Villages residing south of State Road 44, sanitation services are provided by Tri-County Sanitation. If you live in District 12, your sanitation services are provided on Tuesday and Friday. If you live in District 13, your sanitation services are provided on Monday and Thursday.

- For billing or pickup questions, please call 352-750-0000.

Town of Lady Lake Portion of The Villages:

Waste Management is the sanitation service provider for the residents that reside in the Town of Lady Lake portion of The Villages. Waste Management bills those residents directly.

- Waste Management billing or pickup questions: 352-787-4416.

Lake County portion of The Villages (not including VCDD No. 11):

Lake County Solid Waste provides services to those residents residing in the Lake County portion of The Villages (not including VCDD No. 11).

- Lake County Solid Waste billing or pickup questions: 352-343-3776.

Curbside Residential Sanitation Collection Information

The Villages® Community Development Districts Utilities

CR-42 SOUTH TO CR-466



**MONDAY
& THURSDAY**

Belle Aire Harmswood
Meadow Lawn Ln Nbhd. South
Belle Aire
Briar Meadow
Calumet Grove
Chatham
Cottages at Summerchase
Glenbrook

Mulberry Grove
Phillips Villas
Piedmont
Polo Ridge
Soulliere Villas
Springdale
Summerhill
Woodbury

CR-42 SOUTH TO CR-466



**TUESDAY
& FRIDAY**

Alhambra
Belle Aire Harmswood
Avalos Dr Neighborhood North
De Allende
De La Vista
Hacienda
Palo Alto

Rio Grande
Rio Ponderosa
Rio Ranchero
Santiago
Santo Domingo
Tierra Del Sol

CR-466 SOUTH TO CR-466A



**MONDAY
& THURSDAY**

Ashland Except Lockwood Lp
Bonnybrook Castleberry Circle
Bridgeport at Lake Miona
Bridgeport at Lake Sumter
Bridgeport at Miona Shores &
Laurel Valley
Buttonwood
Caroline
Lake Shore Cottages
Mallory Square N of Odell &
N of Stillwater Trail

Mission Hills
Pennecamp
W of Amberjack Terr on S of
St. Charles Pl & W of Kingfisher
Ct on Triggerfish Run
Poinciana
N of St. Charles Pl
St. James
Sunset Pointe
Tamarind Grove
Virginia Trace
Winifred

CR-466A SOUTH TO SR-44



**TUESDAY
& FRIDAY**

Collier
Dunedin S of Hillsborough Tr,
W of Valleybrook Way & N of
Hillsborough Tr
Fernandina
W of Anna Maria Ave

Gilchrist Except N of Pinellas Pl
& E of Dafoe Terr
Hillsborough
Lake Deaton
Pinellas

SOUTH OF SR-44



**MONDAY
& THURSDAY**

Bradford
Hawkins

Chitty Chitty
St. Catherine

Citrus Grove

CR-466 SOUTH TO CR-466A



**TUESDAY
& FRIDAY**

Amelia
Ashland Lockwood Lp
Belvedere
Bonita
Bonnybrook
Duval
Hadley
Hemingway
Largo
Liberty Park

Lynnhaven
Mallory Square S of Odell &
S of Stillwater Tr
Pennecamp E of Amberjack Terr
& N of St. Charles Pl,
E of Kingfisher Ct
on Triggerfish Run
Poinciana S of St. Charles
Sabal Chase
St Charles
Tall Trees

SOUTH OF SR-44



**TUESDAY
& FRIDAY**

Fenney
DeSoto
Marsh Bend
McClure

Linden
Monarch Grove
DeLuna

CR-466A SOUTH TO SR-44



**MONDAY
& THURSDAY**

Charlotte
Dunedin
S of Hillsborough Tr,
E of Valleybrook Way
Fernandina
E of Anna Maria Ave
Gilchrist
N of Pinellas Pl & E of Dafoe Terr

Hyde Park
Labelle
Osceola Hills
Osceola Hills at Soaring
Eagle Preserve
Pine Hills
Pine Ridge
Sanibel

Town of Lady Lake and Unincorporated Lake County

Waste Management is the sanitation service provider for the residents that reside in the Town of Lady Lake portion of The Villages. Waste Management bills those residents directly.

Waste Management
Billing or Pickup Questions: 352-787-4416

Lake County Solid Waste provides services to those residents residing in the Lake County portion of The Villages. (not including VCDD No. 11)

Lake County Solid Waste
Billing or Pickup Questions: 352-343-3776

Resident **UPCOMING DATES** ACADEMY *You are invited!*

JOIN US AT AN UPCOMING RESIDENT ACADEMY.
An interactive program to learn about your local government.

CHOOSE FROM 5 CONVENIENT DATES TO FIT YOUR ACTIVE LIFESTYLE

NOVEMBER 15, 2021 • ROHAN RECREATION COMPLEX

JANUARY 19, 2022 – SAVANNAH RECREATION CENTER

APRIL 20, 2022 – EISENHOWER RECREATION CENTER

JULY 18, 2022 – SAVANNAH RECREATION CENTER

OCTOBER 17, 2022 – ROHAN RECREATION CENTER

SESSION TIMES 8:30AM - 1:30PM

- Help alleviate the confusion, questions and misinformation that exists regarding the responsibilities and functions of The Villages® Community Development Districts.
- Learn all about the history and benefits of special districts.
- Have the opportunity to tour the North Sumter Utility Plant.
- Obtain information on the following District departments – The Villages Public Safety Department, Property Management, Customer Service, Community Standards, Community Watch, Recreation & Parks, Executive Golf, Budget, Utilities, Finance and MORE!



DistrictGov.org

Resident ACADEMY REGISTRATION

EASY REGISTRATION

- Register online at DistrictGov.org by clicking on the 'Resident Academy' link.
- Register in person at one of the District Customer Service Centers or at any Regional Recreation Complex.
- For assistance or help signing up, contact the District Customer Service Center at 352-753-4508.

To keep up with what's happening, make sure you are signed up to receive e-Notifications! By signing up for these email notifications, we will notify you of future opportunities and other helpful community information.

Follow these 4 simple steps to sign up for e-Notifications

1 On the main page of DistrictGov.org click on 'Sign up for e-Notifications'

2 Enter your information

3 Choose the specific notifications you would like to receive and click 'Sign Up'

4 Check your email and confirm

For additional information or to request an accommodation, please contact the District Customer Service Center at 352-753-4508.

The Villages®

Community Development Districts

DistrictGov.org

Frequently Asked Questions and Answers



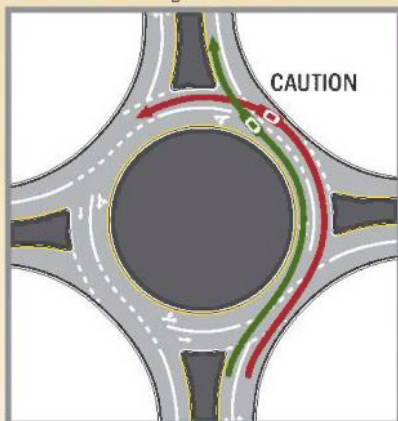
Submit Feedback, Inquiry, or Concern

How do I travel around a roundabout?

For information about driving around a roundabout, see the resource below and on the following page from Sumter County.

Remember:

To avoid conflict, do not use the right-hand lane to make a left turn through the roundabout.



Approaching Roundabouts

- Reduce your speed and prepare to YIELD to all traffic in the roundabout.
- Guide signs provide guidance for approach street locations, not lane use orientation.

Choose your lane:

Approaching a two lane roundabout, make a lane choice according to the following rules:

- If you intend to exit the roundabout more than halfway around, use the LEFT-HAND lane.
- If you intend to exit the roundabout less than halfway around, use the RIGHT-HAND lane.
- If you intend to continue straight through, use either lane unless signs or markings indicate otherwise.

Navigating Roundabouts

- Move up to the entrance line and wait for a gap in traffic. **DO NOT ENTER** next to a vehicle in the roundabout, as that vehicle may be exiting at the next exit.
- Within the roundabout, do not stop except to avoid a collision; you have the right-of-way over entering traffic. Keep moving in a counterclockwise direction.
- **Do not change lanes in a roundabout.**
- A striped channelization island is present in several roundabouts, which reduces the circulatory roadway to one lane approaching a single-lane exit.



Best Practices:

- Do not change lanes within the roundabout or as you exit
- Do not overtake other vehicles or bicyclists within the roundabout
- Be aware of other vehicles in the roundabout
- Follow pavement striping and arrows for guidance - exit roundabouts with caution
- YIELD to emergency vehicles before or after the roundabout - DO NOT STOP in the roundabout
- Give oversized vehicles extra room because they may need both lanes to maneuver
- Indicate your exit using your right-turn signal

For additional information, please refer to FHWA's *Roundabouts: An Informational Guide* at www.fhwa.gov/safety/00068.htm

PRODUCED BY Kinley-Horn and Associates, Inc.
FOR SUMTER COUNTY PUBLIC WORKS DIVISION
FEBRUARY 2012

51300083.12_wplb



A Guide to Navigating Roundabouts in Sumter County, Florida



What is a Roundabout?

A roundabout is a circular intersection where vehicles yield at entry to traffic already within the circulatory roadway and all vehicles flow in a counter-clockwise direction around a central island.

Sumter County Board of County Commissioners

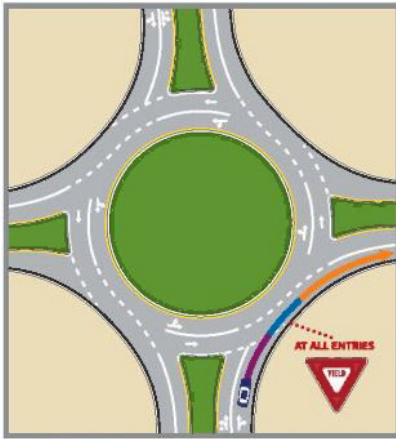
Frequently Asked Questions and Answers



Submit Feedback, Inquiry, or Concern

How do I travel around a roundabout?

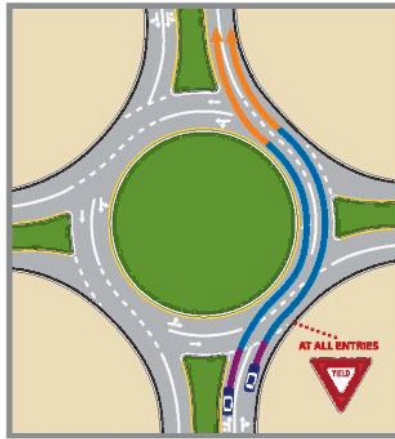
Driving Roundabouts



Turning Right



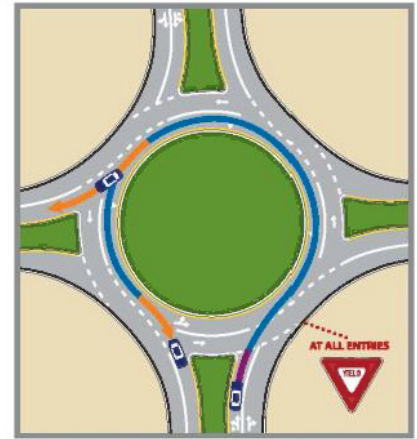
- 1. APPROACHING:** Be in the right-hand lane unless otherwise marked on the roadway, and use a right-turn signal.
- 2. CIRCULATING:** Keep to the right-hand (outside) lane of the roundabout and continue to use your right-turn signal through your exit. **Do not change lanes.**
- 3. EXITING:** Stay in the right-hand lane as you exit the roundabout.



Going Straight Ahead



- 1. APPROACHING:** You can be in either lane, unless otherwise marked on roadway or posted.
- 2. CIRCULATING:** Stay to the inside of the circulatory roadway if you entered from the left-hand approach lane, or stay to the outside if you entered from the right-hand approach lane. **Do not change lanes.**
- When you have passed the last exit before the one you want, use your right-turn signal and continue to use it through your exit.
- 4. EXITING:** As you exit the roundabout, be aware of vehicles traveling on the outside of the circulatory roadway that may continue to circulate around the roundabout.




Turning Left or Making a U-Turn



- 1. APPROACHING:** Be in the left-hand lane unless otherwise marked on the roadway, and use a left-turn signal.
- 2. CIRCULATING:** Stay in the left-hand lane of the circulatory roadway until you are ready to exit.
- When you have passed the last exit before the one you want, use your right-turn signal and continue to use it through your exit. **Do not change lanes.**
- 4. EXITING:** As you exit the roundabout, be aware of vehicles traveling on the outside of the circulatory roadway that may continue to circulate around the roundabout.

Roundabout Signs:



Information Provided By FDOT

ROADWAY RESURFACING

S.R. 44 from east of U.S. 301 (State Road (S.R.) 35)/Main Street to the Lake County Line

Sumter County

**Financial Project Identification
(FPID) No.: 442875-1**

PROJECT DESCRIPTION

The Florida Department of Transportation (FDOT) is resurfacing S.R. 44 from east of U.S. 301 (State Road (S.R.) 35)/Main Street to the Lake County line in the Villages, FL. The purpose of this project is to improve safety along the corridor and extend the life of the existing roadway.

This project will make safety enhancements at the intersection of S.R. 44 and U.S. 301, including adding a second left turn lane from westbound S.R. 44 to southbound U.S. 301, and extend the northbound U.S. 301 left turn lane to westbound S.R. 44. Additionally, an open median just east of U.S. 301 will be converted to a two-way directional median.

Other improvements include drainage improvements, sidewalk construction, and adding new unmarked bicycle lanes.

WHAT TO EXPECT

During construction, motorists can expect frequent single-lane closures during nighttime hours. Signage and traffic control devices will direct drivers through the remaining open lanes during these closures. Uneven pavement is a common, unavoidable roadway condition with resurfacing projects as the contractor must put down different layers of asphalt during various phases of construction. Road conditions during construction are short-term and will become less apparent as the project progresses. Motorists are asked to exercise caution while driving through the work zone.

The contractor will maintain access to sidewalks, businesses, and residences during construction. The construction schedule may change due to weather or other unexpected conditions. For project updates, visit the FDOT's Central Florida Roads website, www.cflroads.com.

CONTRACTOR

Anderson Columbia, Inc.

PROJECT COST

\$18.6 Million

PROJECT START

Spring 2022

ESTIMATED COMPLETION

Early 2024




FOR QUESTIONS, CONCERNS, OR
PROJECT UPDATES

Send a request to:

Lynette Cruz
Community Outreach Coordinator
352-359-7059

lynette.cruz@dot.state.fl.us

SEE REVERSE SIDE FOR PROJECT LOCATION MAP 



Scan the QR code using your mobile device to view more information about this project.



CFLRoads.com



[Facebook.com/MyFDOTCFL](https://www.facebook.com/MyFDOTCFL)



[@MyFDOT_CFL](https://twitter.com/MyFDOT_CFL)



[@MyFDOT_CFL](https://www.instagram.com/MyFDOT_CFL)

FDOT

Follow us on social media

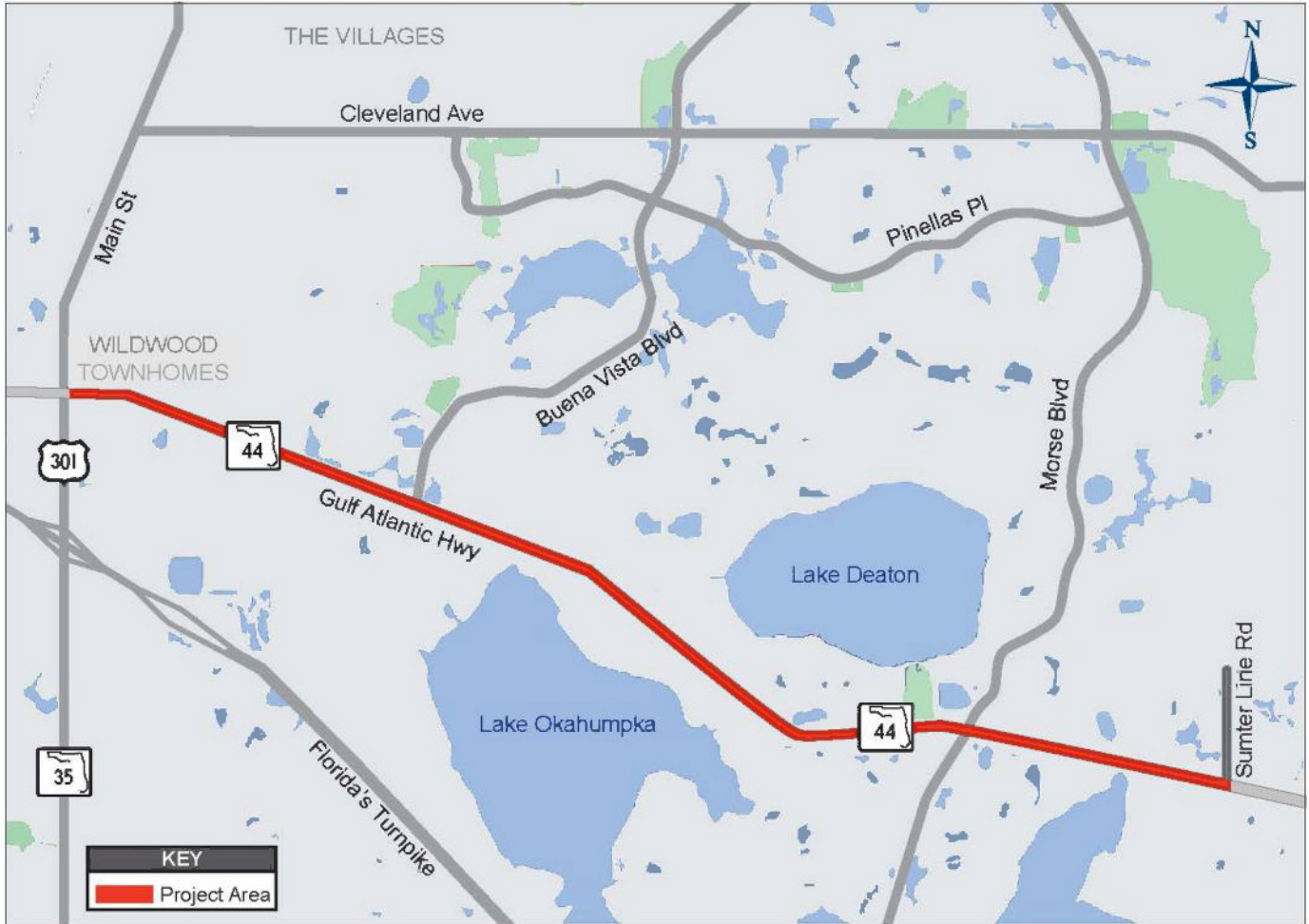
Information Provided By FDOT

ROADWAY RESURFACING

S.R. 44 from east of S.R. 35/U.S. 301 (Main Street) to the Lake County Line

Sumter County

Financial Project Identification
(FPID) No.: 442875-1



Scan the QR code using your mobile device to view more information about this project.

CFLroads.com [Facebook.com/MyFDOTCFL](https://www.facebook.com/MyFDOTCFL) [@MyFDOT_CFL](https://twitter.com/MyFDOT_CFL) [@MyFDOT_CFL](https://www.instagram.com/MyFDOT_CFL)



Follow us on social media



DID YOU KNOW

**YOU CAN GET A DUI WHILE
DRIVING SOMETHING
OTHER THAN A CAR?**



DRIVE SOBER OR GET PULLED OVER

Under Florida Statute 316.193, it is still considered *Driving Under the Influence* if you are operating...



a Car



a Truck



a Bicycle



a Moped



a Motorcycle



a Lawn Mower



a Golf Cart



an ATV



an Electric Scooter

*“Drinking and driving is the wrong decision,
regardless of your ride.”*



DriveSoberFL.com



Information Provided By...

UPCOMING ROADWORK

District Property Management has scheduled asphalt rejuvenation. If you live in a villa where work is scheduled, signs will be posted at both your villa entry and local postal stations approximately 1 week before work begins. There will also be door knocker notices hung at your residence 24 hours prior. The first roads are scheduled to start Friday 4th in February. We will update the schedule ASAP if there are changes. Delays may occur at any point due to equipment issues, rain delays, or resident/realtors forgetting to turn off irrigation.

EXTREMELY IMPORTANT: DO NOT RUN IRRIGATION OR CAR WASH THE DAY BEFORE, THE DAY OF, AND THE DAY AFTER. ROADS MUST BE COMPLETELY DRY FOR THE PRODUCT APPLICATION TO BE SUCCESSFUL. AVOID DRIVING ON THE ROAD FOR 30-45 MINUTES AFTERWARD.

Roadwork normally causes temporary inconveniences. We always strive to minimize difficulties. Thank you so much for your patience and cooperation! We strongly recommend you follow all instructions provided here (below) and any directions given by workers in your villa. We rely on your cooperation for this project to be completed quickly and smoothly.

PLEASE TAKE NOTE:

Remove parked cars from the roadway between the hours of 7:30 AM to 5 PM.

- You will have access to your driveway at all times during the short application period.
- Drive *SLOWLY* if you accidentally enter a freshly treated area (i.e. drive 5 MPH).
- Sand cover will be swept up within 2 days. Use CAUTION when driving on loose sand.
- Keep children and pets out of treated areas to avoid tracking into houses.
- Product tracked onto driveways will disappear in 3 weeks or less, leaving no stain.

Information Provided By...



- Product is not meant to noticeably change the roadway's color.
- Remember, any work crew member can assist you during the application!

Why is this process necessary?

We shouldn't buy a new car and never perform an oil change on it. Those oil changes are considered part of preventative maintenance to help keep your car in good condition for many years. Asphalt roads are not much different! Without timely preventative maintenance, an asphalt road will deteriorate faster than necessary. The asphalt rejuvenation product is replacing vital binding ingredients that have been lost over time due to exposure to the sun's UV rays and wet weather. When applied to brand new pavements, the product protects asphalt from future damage, protecting one of our most important assets. Extending the life of your roadways helps ensure a smooth ride for years to come and reduces overall maintenance costs. If you have any questions or concerns, you may contact District Property Management at 352-753-4022.

Tentative schedule: Last updated 3/09/2022

Delays may occur due to inclement weather or unforeseen events.

District 10

3/14/2022 – Ventura Villas

3/14/2022 – Pineland Villas

3/14/2022 – Melbourne Villas

3/14/2022 – New Haven Villas

If you have any questions or need more information, please contact District Property Management at 352-753-4022.

The Villages®
Community Development Districts
District 2

NOTICE OF VACANCY
VILLAGE COMMUNITY DEVELOPMENT
DISTRICT NO. 2 BOARD OF SUPERVISORS

The Village Community Development District No. 2 Board of Supervisors is seeking applicants who are interested in filling Seat 4, which was recently vacated due to the passing of an existing Board Supervisor. The remainder of the existing four (4) year term for the vacated Seat will expire in November 2024.

Any interested applicants must be a qualified elector which is defined by Florida Statute 190 as “any person at least 18 years of age who is a citizen of the United States, a legal resident of Florida and of the District, and who registers to vote with the Supervisor of Elections in the county in which the district land is located”. To obtain additional information or request an application you may contact Jennifer Farlow, District Clerk at (352) 751-3939, or you may view the application on the following page.

Applications must be submitted to the District Clerk no later than 5 p.m. on Tuesday, March 29, 2022 at the District Office, 984 Old Mill Run, The Villages.

The Board of Supervisors will interview applicants during a Board Meeting to be held on Friday, April 8, 2022 at 9:30 a.m. in the **Savannah Regional Recreation Center, 1545 Buena Vista Blvd., The Villages, FL.**

****The Board of Supervisors welcome interested applicants to include a resume with their experience as an attachment to the application****

APPLICATION FOR APPOINTMENT TO DISTRICT 2 BOARD OF SUPERVISORS

PLEASE PRINT OR TYPE

APPLICANT NAME: _____ E-MAIL: _____

ADDRESS: _____ PHONE # _____

CITY: _____ ZIP CODE: _____ CELL/BUSINESS# _____

OCCUPATION: _____ PREVIOUS OCCUPATION: _____

HOW LONG HAVE YOU LIVED IN THE VILLAGES? _____

REFERENCES: (PLEASE DO NOT USE CDD BOARD MEMBERS)

	<u>NAME</u>	<u>ADDRESS</u>	<u>PHONE</u>
1)	_____	_____	_____
2)	_____	_____	_____
3)	_____	_____	_____

PLEASE ADD ADDITIONAL SHEETS AS NECESSARY

HAVE YOU ATTENDED THE COMMUNITY DEVELOPMENT DISTRICT ORIENTATION SEMINAR?

WHAT PRESENT/PREVIOUS WORK EXPERIENCE DO YOU HAVE WHICH RELATES TO DISTRICT 2 RESPONSIBILITIES?

WHAT PRESENT/PREVIOUS VOLUNTEER EXPERIENCES DO YOU HAVE WHICH RELATES TO DISTRICT 2 RESPONSIBILITIES?

WHAT SPECIAL CONTRIBUTIONS DO YOU BELIEVE YOU CAN BRING TO DISTRICT 2?

WHY DO YOU WANT TO SERVE ON THE DISTRICT 2 BOARD?

HAVE YOU ATTENDED ANY DISTRICT 2 BOARD MEETINGS?

LIST GOVERNMENT BOARDS (OR COUNCILS) ON WHICH YOU HAVE PREVIOUSLY SERVED.

PLEASE RETURN COMPLETED FORM NO LATER THAN **Wednesday, March 29, 2022 at 5:00 p.m.** TO THE DISTRICT OFFICE, ATTENTION: JENNIFER FARLOW, 984 OLD MILL RUN, THE VILLAGES, FLORIDA 32162. PLEASE CALL MS. FARLOW AT (352) 751-3939. IF YOU HAVE ANY QUESTIONS REGARDING YOUR APPLICATION.

IMPORTANT LEGAL REQUIREMENTS FOR DISTRICT 2 BOARD OF SUPERVISORS

AS A MEMBER OF DISTRICT 2 BOARD OF SUPERVISORS, YOU WILL BE OBLIGATED TO FOLLOW ANY APPLICABLE LAWS REGARDING GOVERNMENT-IN-SUNSHINE, CODE OF ETHICS FOR PUBLIC OFFICERS AND PUBLIC RECORDS DISCLOSURE. TRAINING IN THESE AREAS WILL BE PROVIDED BY THE DISTRICT.

SIGN: _____ DATED: _____

PRINT: _____ RECEIVED BY CLERK: _____



The following facilities will be temporarily closed or have scheduled maintenance:

⇒ **Silver Lake Village Recreation Center Indoor Facilities**

The Silver Lake Village Recreation Center Indoor Facilities will be closed for maintenance and billiards table replacement March 7th through April 4th.

⇒ **Chula Vista Village Recreation Center Bocce Courts**

The Chula Vista Village Recreation Center Bocce Courts will be closed for maintenance February 28th through March 11th.

⇒ **Tierra Del Sol Village Recreation Center Adult Pool**

The Tierra Del Sol Village Recreation Center Adult Pool will be closed for maintenance March 9th through March 23rd.

⇒ **Mulberry Grove Regional Recreation Complex Pickleball Courts**

The Mulberry Grove Regional Recreation Complex Pickleball Courts will be closed for resurfacing March 17th through April 6th.

⇒ **Mulberry Grove Regional Recreation Complex Indoor Facilities, Fit Club, Outdoor Facilities and Sports Pool**

The Mulberry Grove Regional Recreation Complex Indoor Facilities, Fit Club, Outdoor Facilities and Sports Pool will be closed for maintenance on March 30th.

⇒ **Genuine Risk Billiards Room at Chatham Village Recreation Center**

The Genuine Risk Billiards Room at the Chatham Village Recreation Center will be closed for table maintenance March 14th through March 16th.

⇒ **Chatham Village Recreation Center Indoor Facilities, Outdoor Facilities and Family Pool**

The Chatham Village Recreation Center Indoor Facilities, Outdoor Facilities and Family Pool will be closed for quarterly cleaning on March 21st.

⇒ **Bonnybrook Neighborhood Recreation Area and Adult Pool**

The Bonnybrook Neighborhood Recreation Area and Adult Pool will be closed for remodeling February 23rd through March 19th.



The following facilities will be temporarily closed or have scheduled maintenance:

⇒ **Churchill Street Village Recreation Center Shuffleboard Courts**

The Churchill Street Village Recreation Center Shuffleboard Courts will be closed for maintenance February 28th through March 14th.

⇒ **Bacall Village Recreation Center Indoor Facilities, Outdoor Facilities and Family Pool**

The Bacall Village Recreation Center Indoor Facilities, Outdoor Facilities and Family Pool will be closed for maintenance on March 17th.

⇒ **Bacall Village Recreation Center Shuffleboard Courts**

The Bacall Village Recreation Center Shuffleboard Courts will be closed for maintenance March 21st through April 1st.

⇒ **Odell Village Recreation Center Indoor Facilities, Outdoor Facilities and Family Pool**

The Odell Village Recreation Center Indoor Facilities, Outdoor Facilities and Family Pool will be closed for maintenance on March 31st.

⇒ **Odell Village Recreation Center Tennis Courts**

The Odell Village Recreation Center Tennis Courts will be closed for maintenance March 10th through March 13th.

⇒ **SeaBreeze Regional Recreation Complex Platform Tennis Courts**

The SeaBreeze Regional Recreation Complex Platform Tennis Courts will be closed February 28th through March 21st.

⇒ **Eisenhower Regional Recreation Complex Indoor Facilities, Outdoor Facilities and Sports Pool**

The Eisenhower Regional Recreation Complex Indoor Facilities, Outdoor Facilities and Sports Pool will be closed for maintenance on March 18th.

Information Provided By...



ARCHITECTURAL REVIEW COMMITTEE

Village Community Development District No. 2 (District 2), No. 7 (District 7) and Village Center Community Development District for the Lady Lake / Lake County portion of The Villages north of County Road 466 are seeking alternate members to serve on the Architectural Review Committee.

The alternate applicant must be a full time resident of the District they are applying for and have lived in The Villages for at least one year. Candidates are recommended to have education and/or experience in any of the following areas: architecture, ability to read site plans, residential/commercial construction, building management, deed restricted communities, landscaping, county code enforcement, etc.; however, this is not required. The Committee meets weekly, on Wednesdays at 8:00 AM for approximately 2-4 hours.

The required attendance for the alternate member is to attend an Architectural Review Committee meeting each week for four (4) weeks and then monthly thereafter.

If you are interested in becoming an alternate member on the Architectural Review Committee, complete the application by clicking one of the following links: [District 2 Primary Application](#), [District 2 Alternate Application](#), [District 6 Application](#), [District 10 Application](#), [Lady Lake /Lake County Application](#) and returning it to the Community Standards Department, 984 Old Mill Run, The Villages, Florida.

Section 112.3145(7)(g), Florida Statutes requires that Architectural Review Committee members must complete and submit a Statement of Financial Interests (Form 1) at the time they are appointed to the Architectural Review Committee.

The Villages®
Community Development Districts
Community Standards

COMMUNITY STANDARDS DEPARTMENT
ARCHITECTURAL REVIEW COMMITTEE
VOLUNTEER MEMBER FOR
VILLAGE COMMUNITY DEVELOPMENT DISTRICT NO. 7

APPLICATION FOR MEMBERSHIP

This application **must** be returned to the Community Standards Department, 984 Old Mill Run, The Villages, Florida **no later than 5:00 p.m. on April 16, 2021.**

I understand that being a member of the Architectural Review Committee (ARC) is a volunteer position with a four year commitment where I will spend approximately two hours every week as a committee member. **The applicant must be a full time resident of Village Community Development District No. 7 and have lived in The Villages for at least one year.** Committee members are recommended to have education and/or experience in any of the following areas: architecture, ability to read site plans, residential/commercial construction, building management, deed restricted communities, landscaping, county code enforcement, etc.

1. Please briefly describe your past business or career paths.

2. What special skills or education do you have that would benefit the ARC? (Please include special skills, experience or training such as architect, ability to read site plans, builder, condo/building management, working with deed restricted communities, etc.)

3. Are you familiar with your deed restrictions and/or covenants? Y N`

Signature _____

Phone _____

Print Name _____

Village of _____

Address _____

Date _____

Village Community Development Districts
984 Old Mill Run, The Villages, Florida 32162
Business Phone: 352-751-3912 Business Fax: 352-751-6707

SAMPLE
For each District's Application, please see the previous page.