

District Weekly Bulletin

Contact Us:

Customer Service
(352) 753-4508

Administration
(352) 751-3939

Budget
(352) 674-1920

Community Standards
(352) 751-3912

Community Watch
(352) 753-0550

Property Management
(352) 753-4022

Finance Customer Service
(352) 750-0000

Human Resources
(352) 674-1905

Public Safety
(352) 205-8280

Purchasing
(352) 751-6700

Recreation Administration
(352) 674-1800

Risk Management
(352) 674-1828

Utility Operations
(352) 751-3939



This photo was submitted by Linda Sojourn, Finance Department, as part of the photo contest for the cover of the annual Village Community Development District No. 3 Audit Report. To view the entire audit report for District 3 or any of The Village Community Development Districts, please visit DistrictGov.org.

CDD Orientation

This valuable program is held on the **second** and **fourth** Thursday of the month at 10:00 AM in the District office located at 984 Old Mill Run in Lake Sumter Landing. For additional information, please contact the District Customer Service Center at 352-753-4508.

Information Provided By...



After Hours with the District – The Villages Market Night

Please join us after hours to meet District staff and discuss what a unique community you live in! Your District government will be attending the following Market Nights next month, we hope to see you there!

- Tuesday, April 5, 2022 from 5:00 PM – 9:00 PM at Spanish Springs Town Square for Vendor Market Night.
- Wednesday, April 6, 2022 from 5:00 PM – 9:00 PM at Lake Sumter Landing Market Square for Vendor Market Night.
- Thursday, April 7, 2022 from 5:00 PM – 9:00 PM at Brownwood Paddock Square for Vendor Market Night.

Please join us after hours to learn more about the services available to you and to take the opportunity to have your questions answered by District staff.

For additional information, please contact the District Customer Service Center at 352-753-4508.

Public Hearing



Village Center Community Development District Board will be holding a Public Hearing to discuss Amending and Restating the Rule to Bring about Deed Compliance for the Lady Lake and Lake County portions of The Villages; specifically pertaining to exterior pressure washing of homes, driveways, walkways, fence, and/or wall; and trimming of hedges and/or shrubbery to a height of four (4) feet. The Public Hearing will be held at the Savannah Recreation Complex on April 6, 2022 at 3:30 PM.

The Villages®

Community Development Districts

Get the Facts: Infrastructure, Road Surfaces, and Villa Roads

The District has received several inquiries over the past months due to a misunderstanding of the issue, confusion regarding causative factors and what actions the District is taking to remedy issues related to premature asphalt deterioration in some villas.

False:

The Developer used inferior construction materials or performed substandard workmanship during road, infrastructure, and facility projects, which are then turned over to the District and become “the residents' problem” to fix.

True:

The Villages is built to a high construction standard. Everything is designed, reviewed and approved by licensed architects, professional engineers, structural engineers, mechanical engineers and other professionals. All of the work is built to industry standards, local building codes and is permitted, inspected and accepted by independent County inspectors who must certify that construction meets industry standards and federal, state and local building codes.

False:

There are massive failures of infrastructure, including road surfaces and villa roads.

True:

Given the sheer massive size, density and complicated infrastructure within The Villages, there will be occasional failures of infrastructure, including road surfaces; as there are in any large community. The majority of our infrastructure and District owned roads are in excellent condition. Unfortunately, a small number of issues which are reported may give our residents the impression that there are wide-spread failures of our villa roads, which is not accurate. It has also been reported and stated that infrastructure and villa roads are turned over with no warranty. All infrastructure turned over to the District from the Developer comes with a one-year (1) warranty.

The Villages®

Community Development Districts

False:

There are wide-spread failures of villa roads all over The Villages.

True:

We have experienced over the past 4-5 years, some premature failure of villa roads in 4 villas out of the 180 that fall under the District's purview (there are a total of 277 villas), which is statistically less than 1.5%. Given the hundreds of villas constructed across The Villages, these issues are isolated to only 4 District-owned villas, which are located in District 4, District 9 and District 10. District Property Management (DPM) has completed engineering analysis on all four of these areas which indicates the failure is due to high groundwater and high clay content in the soil under the asphalt which prevents water from properly draining or entering the stormwater system. This is indicative of the inverted crown roads with the centerline stormwater drain inlets. In all of the engineering studies and DPM evaluation, there is no indication that the villa road failures are a result of "poor construction or design." In 3 of the 4 villas, there is an underdrain system which should facilitate removal of high groundwater and allow it to enter the stormwater system, however the underdrain "sock ends" have become clogged with silt and water is unable to effectively enter the underdrains. Thus, the primary cause for the premature failure is high clay soil content below the road sub-base which prevents groundwater accumulation from effectively draining away. Because this high groundwater cannot enter the stormwater drain system (inverted crown centerline drain), or enter a clogged underdrain, it accumulates between the road sublayer aggregate and exerts upward pressure on the road surface causing premature failure. Installation of an effective underdrain system will allow excess groundwater accumulation to enter the centerline stormwater drain system, and eliminate this issue.

The vast majority of our villa roads have no issues. When there is an issue detected, we work closely with the Developer to analyze the issue and jointly work towards identifying the best resolution, as we have done with all four of these villas.

The Villages®

Community Development Districts

False:

The District doesn't maintain roads once they are turned over from the Developer.

True:

The average road in Florida has a lifespan of 20 years. However, within the villas we maintain a higher standard so we set our life expectancy to 15 years. In our quest to be good stewards of your money, we have invested in an asphalt rejuvenation program. The asphalt rejuvenation product we utilize is widely used by municipalities up and down the Florida Coast. It is called reclamite, and this product adds the maltenes back into the asphalt that are lost with our harsh sun. The UV in the sun dries the asphalt creating the aggregate to fall off of the asphalt binder. By replenishing the maltens, it allows the road to stay more malleable and improve the durability, look and driving feel of our District maintained roads. Reclamite is applied every 5 years.

False:

Roadways, villa roads and other infrastructure were poorly constructed and now residents have to pay when it fails.

True:

Districts 1 through 11 have approximately 90 miles of villa roads which we maintain. After the turnovers, Districts 12, 13 and 14 will be maintained by the City of Wildwood. We do full inspections at the time of turnover from the Developer. During the turnover process, District Property Management and The Villages Construction Group jointly walk through and inspect all roads and other areas and annotate defects, which are the responsibility of the Developer to repair. The repairs are then verified and turnover is completed, which starts the one-year warranty period.

The Villages®

Community Development Districts

False:

All of these issues are just now occurring and nothing is being done after the District is notified of repairs that need to be made.

True:

2 of the 4 villa road issues were identified 3+ years ago, however a formal analysis of the asphalt issues was deferred. With the change in District Property Management Leadership over the past year, an engineering study was ordered to be completed on these villas to identify the causative factors for the premature failure and to initiate repairs.

District Property Management performs all road striping, which is done on an as needed basis, based on scheduled inspections. High traffic areas will require more frequent striping while others may be less frequent. We also manage all of our villa street signs. These are replaced on an average ten-year cycle. Signs that face northerly tend to fade quicker and are often replaced more frequently.

When you read something or hear a rumor while enjoying this wonderful lifestyle, please take a moment to “fact check” before you become concerned or pass along misinformation. In a community this large, misinformation and the spread on social media can be one of our biggest challenges. For additional information or clarification, please visit DistrictGov.org or contact District Property Management at 352-753-4022.



Frequently Asked Questions and Answers



Submit Feedback,
Inquiry, or Concern

The Villages® Community Development Districts Human Resources

How can I be notified when new District positions are open?

We attribute our successes to our over 1,250 team members who help to maintain our community and provide an environment that reinforces The Villages as being “America’s Friendliest Hometown”. If you, or someone you know, would like to join us in achieving our mission and supporting our vision for the future, then we encourage you to review job opportunities on our District website, DistrictGov.org.

The District is pleased to offer the ability to search online for current open positions and/or receive notifications of District job openings as they become available. Our online notification tool is a great resource for all interested applicants to find out about open positions at the District and is available 24/7/365. Since updates on job postings are sent via email, you will need to have an email address to utilize this notification system.

To access the online notification tool, please visit DistrictGov.org and follow these steps:

- From the “**Departments**” drop down menu choose “**Human Resources**”.
- Choose “**Current Employment Opportunities**” by clicking on the button towards the bottom of the page. This button will bring you to our search engine for current job openings.
- Choose “**Notify Me About Future Openings**” (a new window will open).
 - Enter your email address.
 - Choose the categories you are interested in.
 - Choose a location.
 - Check the box stating “I’m not a robot”.
 - Choose “**Notify Me**”.

Frequently Asked Questions and Answers



Submit Feedback,
Inquiry, or Concern

The Villages® Community Development Districts Human Resources

After completing these steps, you will receive an email from The Village Center Community Development District stating the following message:

“Thank you for your interest in positions with Village Center Community Development District. We will contact you when the category and location you indicated are accepting inquires. Meanwhile, please browse our career site at <https://www2.appone.com/Search/Search.aspx?ServerVar=villagescentercommunitydevelopment.appone.com> for information on other positions within our organization.”

Going forward, for all job openings that match the category you chose, you will receive an email notification about that specific job opening.

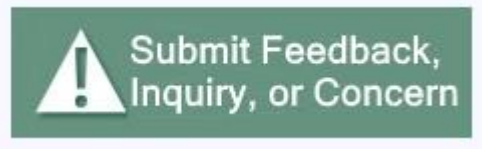
Please note:

Candidates are not required to sign up for the online notification tool in order to apply. Online notifications are simply a tool used to notify candidates of current job openings.

The District’s application process is done solely online.

If at any time you require assistance with the District’s online notification tool, require assistance with the online application or have questions, please contact the Human Resources Department at 352-674-1905.

Frequently Asked Questions and Answers



When should I call 911?

When you have a medical, fire, or police emergency. If the situation seems urgent or has the potential to become dangerous, call 911. Call-takers or dispatchers will determine whether your call should be handled by 911 or can be transferred to another person or agency. When in doubt, call 911!

When I dial 911, which fire station answers my telephone call?

Your 911 phone call isn't answered at any of The Villages Fire Stations. It is answered at a Public Safety Answering Point for 911, or PSAP for short. The call-taker will ask a few, simple questions about your emergency and, if it is either fire or medical in nature, the call is immediately transferred to the dispatch center for Villages Fire Rescue.

Doesn't the 911 operator know my address when I call? Why does he/she have to ask?

If you call 911 from your hard-wired (house) phone, the location of that telephone appears on the call-taker's computer screen. It also gives your phone number as well as information about your primary police service, fire service, EMS service and ambulance service. If you call from your cell phone, none of that information may be available. The call taker will always ask for the location of the emergency either to confirm what he/she already sees on the screen or to learn the location from the cell phone caller. As a result, if you're calling from a cell phone, you need to know the COUNTY, YOUR ADDRESS, or CLOSEST CROSS STREETS to your location.

How long does the 911 call take?

The average 911 call only takes about 30 seconds until help is dispatched. Of course, that time is dependent upon you – the caller – knowing where the emergency is.

Information Provided By...



Community Watch Employees Make us Proud

Pride — that is the word that comes to mind when reading the following story, which happened at the Village of Hillsborough gate on March 18, 2022.

Around 1:50 PM on that day, a man driving a golf cart approached the gate on the entrance side attempting to go around the gatehouse and back onto Buena Vista Blvd. The Gate Attendant on duty, Bob Fisher, stopped him and started asking him some questions. Bob quickly noticed that the golf cart driver seemed lost and confused.

About this time, Patrol Driver Rick Silverston arrived at the Hillsborough gate and immediately began assessing the situation. Rick quickly joined Bob in assisting the confused gentleman to ensure his safety. Both Community Watch employees encouraged the gentleman to pull over to the side of the road just beyond the gatehouse so they could figure out where he was headed and get him off of the busy street. At this point, a resident driving a white SUV drove up behind the patrol vehicle and stated that the golf cart driver was his neighbor. He said the gentleman's wife is frantic because her husband was just going to the mailbox and should have been right back. Apparently he got confused and lost his way. The neighbor had been out looking for him for quite some time before he finally caught up to him. He asked if it was okay to leave the golf cart while he took the man home and then come back for the cart. Gate Attendant Bob Fisher readily agreed.

Thankfully, the resident made it home safe and sound, but without the quick thinking of Bob and Rick this could have escalated into a very dangerous situation. Dedicated Community Watch employees like these two look out for each resident and genuinely care for their well-being. Thank you Bob and Rick, for the amazing job that you do!

If you have any questions or would like more information about Community Watch, you may call them 24/7 by phone at 352-753-0550 or by email at CommunityWatch2@Districtgov.org.

Information Provided By...



Where Do I Find Recreation & Parks Information?

There are many outlets that provide multiple options for our residents to stay up to date on Recreation & Parks. Read The Daily Sun Newspaper and grab your copy of The Villages Recreation & Parks publication distributed every Thursday. The Villages Recreation & Parks publication is also available online at DistrictGov.org, TheVillagesDailySun.com, or at any Village or Regional Recreation Complex.

- DistrictGov.org – this website is for The Villages Community Development Districts, your local special-purpose government. Please visit the [Recreation Department](#) on the website for information about clubs, events, parks, fishing, The Enrichment Academy and much more.
- For comprehensive information on The Villages, you can visit their website at TheVillages.com. Here you can also sign up for The Villages monthly Vmail.
- On the go and needing information at your fingertips? Download The Villages App (Apple App Store or Goggle Play) or listen to WVLG, broadcast on 102.7 FM in the northern part of the listening area and 104.5 FM in the southern region.

You can always send us your questions or suggestions by email at RecreationDepartment@DistrictGov.org and we will be happy to respond.

Closing of Outdoor Facilities

As stewards of the recreation facilities within The Villages, The Recreation & Parks Department, in partnership with the Community Watch Department, are requesting your cooperation when closing outdoor recreation facilities.

The time of dusk fluctuates throughout the year. Dusk is the window of time usually within a 30 minute timespan after sunset. When closing facilities, staff ensures there is adequate lighting to enter, inspect, and allow participants the ability to exit the facilities in a safe manner. Safety is of the utmost importance and we appreciate you taking this into consideration as staff closes the facilities.

The Recreation & Parks staff and the Community Watch team appreciate your support and adherence as we aim to be good stewards of the recreation facilities while ensuring the safety of both staff and residents.

Information Provided By...

The Villages®
Community Development Districts
Recreation & Parks



Speaker Series



Speaker Series 2022

Keep Your Brain Fit & Memory Sharp



Presenter: Dr. Linda Sasser

Join memory expert Dr. Linda Sasser for an educational and entertaining presentation.

Dr. Sasser has been studying and presenting on the issues impacting brain and memory health for more than three decades. You will learn about lifestyle practices for maintaining and improving brain function. You will leave with easy-to-use strategies for remembering names, information, and tasks.

Book sale and signing following presentation.

April 5, 2022 | 1pm

Everglades Recreation Complex – General Admission Seating

\$12 Residents • \$15 General Public

NOW

REGISTER

- IN PERSON: All Regional Recreation Complexes
- ONLINE: TheEnrichmentAcademy.org

The Villages®
Recreation & Parks

TheEnrichmentAcademy@DistrictGov.org

© 2022 Village Center Community Development District. All Rights Reserved.

Recreation Code of Conduct

Recreation is an integral part of the lifestyle of The Villages community, providing our residents with outlets for leisure, exercise, socializing and entertainment. To ensure that your programs and activities remain enjoyable for everyone, it is important that we respect our recreation facilities and fellow residents who utilize them. When using the recreation facilities, we share with you the recreation code of conduct. If any issues arise we ask that you work towards a resolution, taking advantage of the following mechanisms which are in place to help you with any issues.

The use of obscenity, profanity or vulgarity in any conversations involving participants or department staff will not be tolerated.

It is everyone's responsibility to maintain a safe, pleasant and comfortable playing atmosphere. Every individual who participates in any program has the right to be treated with respect. The Golden Rule, "Do unto others as you would have them do unto you," prevails.

Join OUR TEAM!

The Villages®
The Villages®
Recreation & Parks

**NOW HIRING
FOR EZELL & ALL
OTHER LOCATIONS**



Our Core Values demonstrated in our daily actions

HOSPITALITY • STEWARDSHIP • INNOVATION AND CREATIVITY • HARD WORK

The Village Center Community Development District (VCCDD) employs staff to support the operations of The Villages® community. We contribute our successes to the members of our team and staff, who work together towards the mission of providing and preserving the lifestyle of *Florida's Friendliest Hometown®*.

DEPARTMENT POSITIONS TYPICALLY AVAILABLE INCLUDE:

- Recreation Assistants
- Facility Specialists
- Recreation Service Representatives

TO ENSURE YOU ARE AWARE OF AVAILABLE DISTRICT JOB OPPORTUNITIES:



Register for email notifications of public job postings and other information by going to:

DistrictGov.org > Quick Links > Sign Up for eNotifications



Check our website for Current Job Opportunities:

DistrictGov.org > Quick Links > Employment Opportunities



Call or stop by Human Resources:

984 Old Mill Run in Lake Sumter Landing



For More Info: 352-674-1905 | HumanResources@DistrictGov.org | DistrictGov.org

Frequently Asked Questions and Answers



The Villages® Community Development Districts Utilities

Do you have old paint sitting in the garage? An old empty propane tank? Leftover gasoline or used motor oil? If so, these and other hazardous chemicals and items should not be placed in your regular household trash. The following locations will accept these items and more. Please contact the appropriate disposal site for full details.

Marion County

Marion County residents can dispose of the following items at any of the county's 18 recycling centers:

- Used motor oil and oil filters
- Household and automotive batteries
- Latex paint
- Household electronics (accepted at Baseline, Dunnellon, Forest Corners, Fort McCoy, Martel, Newton, and **Weirsdale (13535 SE 164th ST)** recycling centers in the big green compactor boxes labeled "electronics recycling")

In addition, there are four special household electronics recycling events held at the McPherson Complex in Ocala throughout the year. The calendar of dates can be found at www.marioncountyfl.org.



Frequently Asked Questions and Answers



Submit Feedback,
Inquiry, or Concern

The Villages® Community Development Districts Utilities

Lake County

Lake County residents can dispose of hazardous waste at the Household Hazardous Waste Center located at **13130 County Landfill Road, County Road 561, Tavares** with proof of residency. There are also Mobile Unit Events held throughout the year in various Lake County locations.

- Automotive fluids (Antifreeze, Gasoline, Motor Oil, etc.)
- Paint Products
- Lawn/Garden (Fertilizers, Insecticides, Pesticides, etc)
- Propane cylinders
- Fluorescent lamps
- Household batteries (including rechargeable)
- Pool chemicals

A complete list of acceptable items and the schedule of Mobile Unit Events can be found at www.lakecountyfl.gov.

Sumter County

Sumter County residents can dispose of the following items at the Sumter County Citizens Drop Off Area at **819 CR 529, Lake Panasoffkee**:

- Batteries
- Clean Scrap Metal
- Gasoline
- Oil and oil filters
- Tires and Household Electronics are accepted also, however there is a charge to drop off these items.

Sumter County hosts two Household Electronics and Hazardous Waste Mobile Collection events per year, during the Spring and Fall.

For more information please visit www.sumtercountyfl.gov.

Information Provided by Sumter County

Household Electronics & Hazardous Waste Mobile Collection - Amnesty Day

Saturday March 5, 2022 and Saturday April 9, 2022

8:00 AM – 2:00 PM

Location: Lake Okahumpka Park, 6085 E. SR 44, Wildwood 34785

What to Bring:

Automotive fluids and batteries	Herbicides	Propane Tanks (25 lbs)
Cleaners	Household electronics (TVs, VCRs, computers, etc.)	Rechargeable household batteries
Fertilizers	Latex & oil based paints	Smoke detectors
Fluorescent lamps and Mercury containing devices	Paint removers and thinners	Solvents
Fungicides	Pesticides	Wood Preservatives
Gas (old gas & old gas cans)	Pool Chemicals	

What not to bring:

Biological/Infectious waste	Explosives	Radioactive waste
Empty paint cans	Tires	

HOW TO PACKAGE AND TRANSPORT CHEMICALS

1. Do NOT mix chemicals together.
2. Keep products in original labeled containers if possible.
3. Place containers into cardboard boxes to prevent breakage.
4. Place leaky container in clear plastic bag and transport in box with newspaper.
5. Put boxes in trunk or in back of vehicle away from passengers.

For more information, visit their website at <https://sumtercountyfl.gov/1236/Household-Electronics-Hazardous-Waste-Mo>.

The Villages®

Community Development Districts
Community Standards

LAWN ORNAMENTS & YARD ART

DISTRICTS THAT PROHIBIT LAWN ORNAMENTS

- District 3 (with the exception of Units 33, 34, 35, 36, 37, 41, 42, 608, 609, 610 & 611)
- Districts 4 through 13

Lawn ornaments & yard art for these Districts
may be placed in the following locations:

- Inside the home
- Inside the lanai
- On the concrete slab located underneath the roof of the front porch (NOT under the eaves of the home)



www.DistrictGov.org



--- Represents Approved Area

Lawn ornaments or yard art, generally refers to man-made items located anywhere outside the structure or footprint of the home. However, pots and planters designed and constructed for plant use are permitted if they are used for their intended purpose. The inclusion or attachment of flowers or plants to a man-made ornament, not originally constructed for plant use, does not change the item from a lawn ornament to landscaping. The word “lawn” includes areas that are mulched, concreted, sodded, rocked, landscaped, bare earth or any other material outside the structure (footprint) of the home. The following is intended as a **partial reference list** of lawn ornaments: any man-made concrete, resin, ceramic statue or figure including windmills, pinwheels, religious symbols, train sets, animal or human figures.

Lawn ornaments may be placed on the concrete slab located underneath the roof of the front porch. Lawn ornaments are permitted in these locations as they are considered internal areas and the District only has authority to enforce certain external deed restrictions.

To learn more about the Declaration of Restrictions for your specific home, please contact Community Standards at 352-751-3912.

The Villages®

Community Development Districts

For additional information, please email DeedCompliance@DistrictGov.org
The Community Standards Department at (352) 751-3912
984 Old Mill Run in Lake Sumter Landing

www.DistrictGov.org



The Villages®

Community Development Districts

Risk Management

National Nutrition Month® is an annual nutrition education and information campaign created by the Academy of Nutrition and Dietetics. The campaign, celebrated each year during the month of March, focuses on the importance of making informed food choices and developing sound eating and physical activity habits.

Did you know? Poor nutrition contributes to many costly diseases, including obesity, heart disease, and some cancers.

Health Tips:



- **Eat Breakfast** Start your day with a healthy breakfast that includes lean protein, whole grains, fruits and vegetables.
- **Make Half Your Plate Fruits and Vegetables** Fruits and veggies add color, flavor and texture plus vitamins, minerals and dietary fiber to your plate. Make 2 cups of fruit and 2 ½ cups of vegetables your daily goal. Experiment with different types, including fresh, frozen and canned.
- **Watch Portion Sizes** Use half your plate for fruits and vegetables and the other half for grains and lean protein foods. Complete the meal with a serving of fat-free or low-fat milk or yogurt. Measuring cups may also help you compare your portions to the recommended serving size.
- **Be Active** Regular physical activity has many health benefits. Start by doing what exercise you can. Adults should get at least two hours and 30 minutes per week of physical activity per day. You don't have to hit the gym – take a walk after dinner or put on music and dance at home.



- **Get to Know Food Labels** Reading the Nutrition Facts panel can help you choose foods and drinks to meet your nutrient needs.

- **Fix Healthy Snacks** Healthy snacks can sustain your energy levels between meals, especially when they include a combination of foods. Choose from two or more these food groups: grains, fruits, vegetables, dairy, and protein. Try raw veggies with low-fat cottage cheese or hummus, or a tablespoon of nut or seed butter with an apple or banana.







The Villages®

Community Development Districts

Risk Management

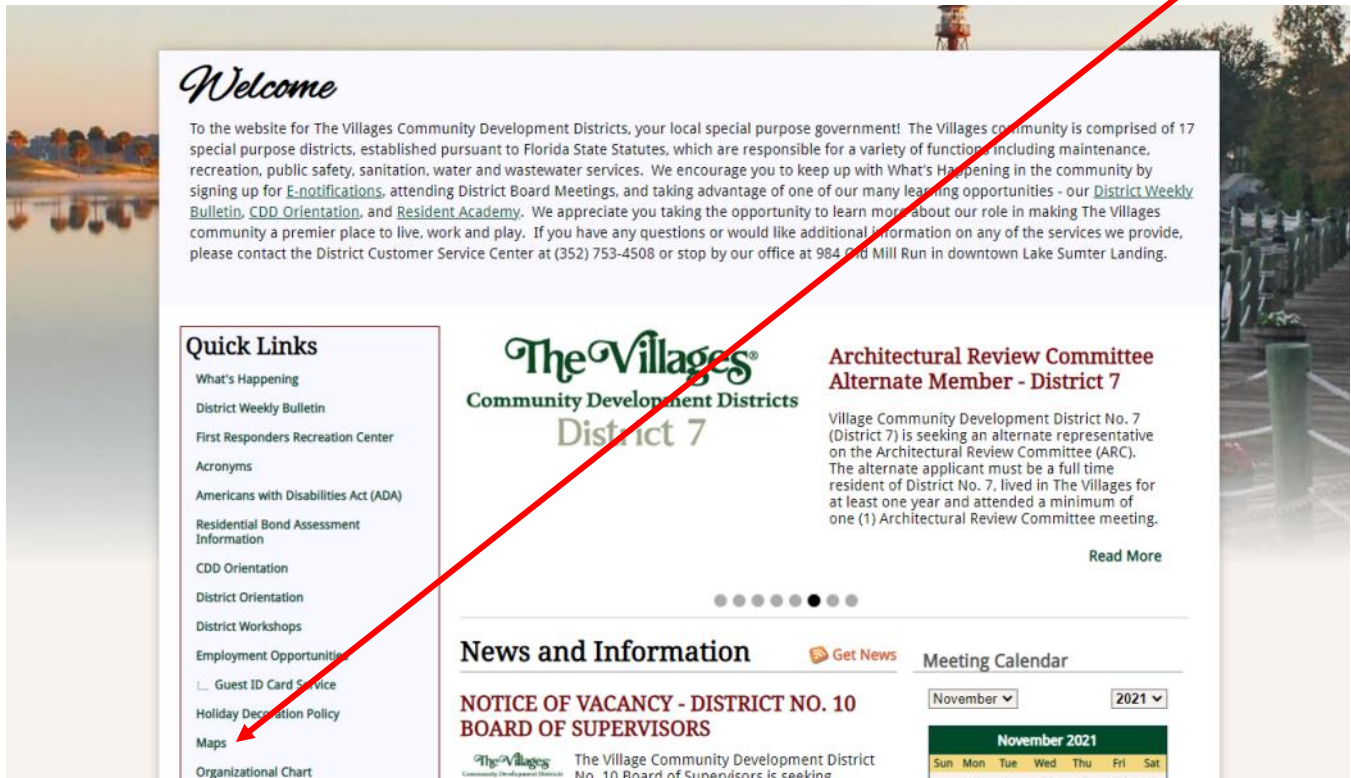
- **Consult an RDN** Whether you want to lose weight, lower your health-risks or manage a chronic disease, consult the experts! Registered dietitian nutritionists can help you by providing sound, easy-to-follow personalized nutrition advice.
- **Drink More Water** Quench your thirst with water instead of drinks with added sugars. Stay hydrated and drink plenty of water, especially if you are active, an older adult or live or work in hot conditions. 
- **Get Cooking** Preparing foods at home can be healthy, rewarding and cost-effective.
- **Order Out without Ditching Goals** You can eat out and stick to your healthy eating plan! The key is to plan ahead, ask questions and choose foods carefully. Compare nutrition information, if available, and look for healthier options that are grilled, baked, broiled or steamed.
- **Reduce Added Sugars** Foods and drinks with added sugars can contribute empty calories and little or no nutrition. Review the new and improved Nutrition Facts Label or ingredients list to identify sources of added sugars.
- **Eat Seafood Twice a Week** Seafood – fish and shellfish – contains a range of nutrients including healthy omega-3 fats. Salmon, trout, oysters and sardines are higher in omega-3s and lower in mercury. 
- **Slow Down at Mealtime** Instead of eating on the run, try sitting down and focusing on the food you're about to eat. Dedicating time to enjoy the taste and textures of foods can have a positive effect on your food intake.

This month, and all the time, be mindful about your nutrition. People with healthy eating patterns live longer and are at lower risk for serious health problems such as heart disease, type 2 diabetes, and obesity. For people with chronic diseases, healthy eating can help manage these conditions and prevent complications.

Source: [Why Nutrition Matters](#)

Where can I find a map of my District?

1. Visit our website at Districtgov.org.
2. In the Quick Links menu on the left-hand side of the page, click on Maps.



3. From that page, click on the District Maps link. You will also find a link to an Executive Golf Course Map, a Recreation Map, and more.

Useful Maps

Need help finding a golf course, recreation center, or maneuvering the golf cart trails? Do you know what District you live in? This web page provides a variety of maps to help you get to your destination.

Please follow the links below for the specific maps.

- [District Maps](#)
- [Executive Golf Course Map](#)
- [Recreation Map](#)
- [Storm Water Management Map – North of CR 466A](#)
- [Storm Water Management Map – South of CR 466A](#)
- [Wastewater Map – North of CR 466A](#)
- [Wastewater Map – South of CR 466A](#)

To purchase a Villages Street Map, please visit the Customer Service Center at 984 Old Mill Run.

Where can I find a map of my District?

- 4. On this page you will find a full map of all of the Districts in The Villages. You can click on your District to see an enlarged version of it.


District Map

Download detailed map: [North of C.R. 466](#) / [South of C.R. 466](#) / [South of C.R. 466A](#)

 [North of C.R. 466](#) /  [South of C.R. 466](#) /  [South of C.R. 466A](#) /  [All Districts](#)




Information Provided By FDOT



BUFFERED BIKE LANE
A buffered bike lane indicates a standard 7' or 6' wide bike lane. The extra line ("buffer" stripe) makes the lane look too narrow for motor vehicles. The lanes are wide enough to provide the 3' minimum passing distance required by law.



BIKE LANES WITH SOLID LINES
These are for people traveling on bicycles only. Motor vehicle drivers should not cross into these lanes unless they have yielded to bicyclists before turning.



BIKE LANES WITH DASHED LINES
These give bicyclists a place to ride, but motor vehicle drivers may need to merge into them at certain times. Motor vehicle drivers should yield to bicyclists before crossing the dotted line or making a turn.



BICYCLE DETECTOR MARKING
The Bicycle Detector Marking indicates where a bicyclist should stop to trigger a traffic signal. Place your bicycle wheels directly over the marking. Be patient! Some signal changes may take 3 minutes or longer!



FLORIDA BICYCLE SIGNS, SIGNALS & MARKINGS



Go with the flow of traffic.



Follow the signs and traffic signals.



Be visible at night with white front lights and red rear lights and reflectors.



Watch for pedestrians crossing.



Stop behind the crosswalk at the stop bar.



Ride with caution. Stay clear of parked cars and the door zone.



Keep a distance of at least 3 feet from a bicyclist when passing.



www.AlertTodayFlorida.com

Information Provided By FDOT



BIKE ROUTE signs help label roads and direct bicyclists. Specially marked bicycle routes have limited pedestrian and motor vehicle traffic.



Reflective **SHARE THE ROAD** signs advise motorists that bicyclists will be using the roadway along with motor vehicles.



The **BICYCLES MAY USE FULL LANE** sign is used on roadways where no bicycle lanes or adjacent shoulders, usable by bicyclists are present and where travel lanes are too narrow for bicyclists and motor vehicles to operate side by side. Treat bicyclists as if they are drivers of slow moving vehicles.



BIKE LANE SIGNS AND PLAQUES are placed at the beginning, end, and at periodic locations along a bicycle lane. They are always accompanied by pavement markings to inform all road users of the location of bicycle lanes.



BEGIN RIGHT TURN LANE YIELD TO BIKES sign may be used to inform both motorists and bicyclists that vehicles entering an exclusive right-turn lane must merge across bicycle traffic in a bicycle lane.



The **BICYCLE WRONG WAY** sign and **RIDE WITH TRAFFIC** plaque may be placed facing wrong-way bicycle traffic, such as on the left side of a roadway.



This sign and plaque may be mounted back-to-back with other signs to minimize visibility to other traffic.



USE PED SIGNAL is used where the crossing of a street by bicyclists is controlled by pedestrian signal indications.



The **SHARED-USE PATH RESTRICTION** sign is used where a solid white pavement marking line on facilities provides a separate designated pavement area for each mode of travel.



YIELD TO PEDS sign is used where a bicyclist is required to cross or share a facility used by pedestrians and is required to yield to the pedestrians.

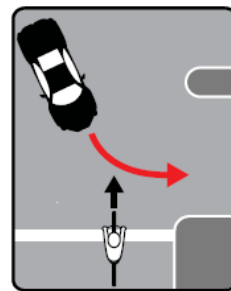


The **BICYCLE SIGNAL ACTUATION** sign may be installed at signalized intersections where markings are used to indicate the location where a bicyclist is positioned to actuate the signal.



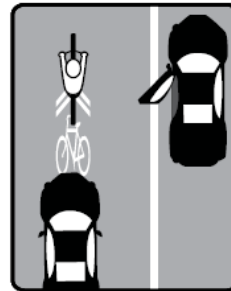
Avoid the RIGHT HOOK

Bicyclists proceeding through an intersection should signal and communicate with the motor vehicle drivers behind them. When safe to do so, the bicyclists should move into the main travel lane and proceed through the intersection.



Watch out for the LEFT CROSS

Ride big and be predictable. Ride farther left, especially when approaching intersections. This helps drivers know your intended riding direction when crossing the intersection. A bicyclist may use the full lane, especially when approaching intersections.



BEWARE of the DOOR ZONE!

Stay far enough away from parked cars to avoid car doors opening.



Be PREDICTABLE

Ride in a straight, predictable line and don't weave between lanes or around parked cars.



For more information about bicycle laws in the state of Florida, please check out

www.AlertTodayFlorida.com

and

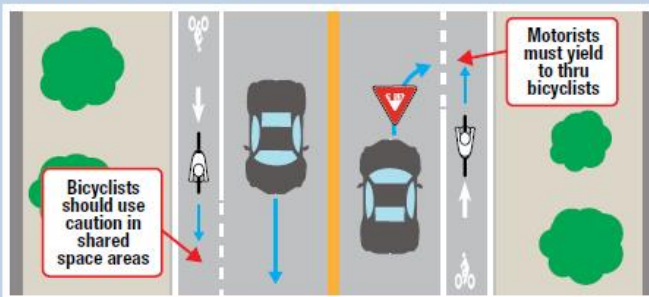
www.FloridaBicycle.org

Funded by FDOT

Information Provided By FDOT

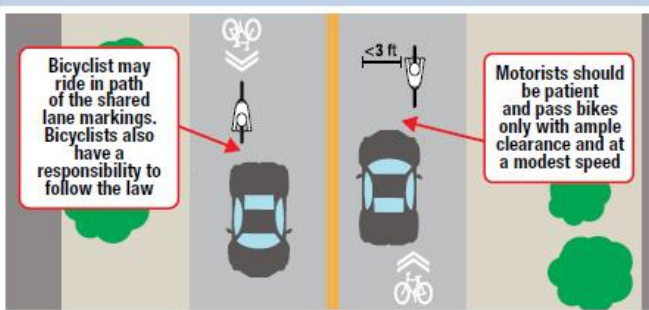
PAVEMENT MARKINGS

A bike lane is striped and marked for bicycle traffic. A bike lane's purpose is to provide a dedicated space on the roadway for bicyclists. The lane must be at least 4 feet wide, marked by solid white lines, with a white bicycle symbol placed in each block. As a bike lane approaches an intersection or bus stop, the white lines are dashed to indicate a space shared by bicyclists and turning motorists.



SHARED LANE MARKINGS

Shared lane markings or "sharrows" (derived from "shared" and "arrows") are pavement markings indicating that cyclists should be expected in the travel lane. They encourage bicyclists to ride in a safe position outside of the door zone (where side doors of parked cars open) and to alert motorists to expect cyclists in the lane. Shared lane markings include a bicycle symbol and a double chevron indicating the direction of travel. They do not designate any part of the roadway as either exclusive to motorists or bicyclists. Rather, the symbols highlight that the travel lane may be used by cyclists and motorists alike.

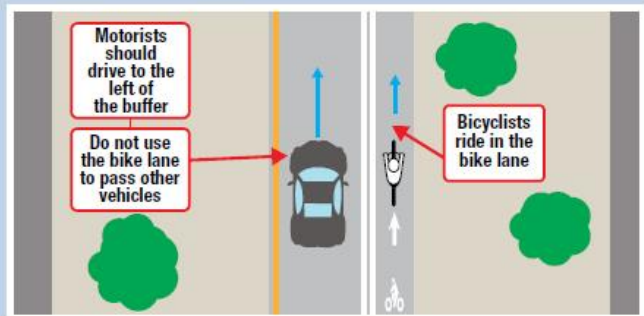


BUFFERED BIKE LANES

A buffered bike lane is similar to a regular bike lane, but also includes a marked buffer between the bike lane and adjacent travel lanes. Buffered bike lanes are wide enough to provide adequate maneuvering room for cyclists. The buffer is needed to prevent motorists from using the lane as a travel lane.



The buffer is placed between the bike lane and travel lane. The buffer is marked with two white lines to indicate the bike lane is a special use lane for bicyclists, and motorists must yield to traffic in the lane before merging or turning across the lane.



GREEN BIKE LANES

Green bike lanes are pavement markings used to highlight locations where motorists merge across or turn across a bike lane. Green bike lanes are marked with a solid green background, bounded by dotted white lines.



The Villages®
Community Development Districts
District 2

NOTICE OF VACANCY
VILLAGE COMMUNITY DEVELOPMENT
DISTRICT NO. 2 BOARD OF SUPERVISORS

The Village Community Development District No. 2 Board of Supervisors is seeking applicants who are interested in filling Seat 4, which was recently vacated due to the passing of an existing Board Supervisor. The remainder of the existing four (4) year term for the vacated Seat will expire in November 2024.

Any interested applicants must be a qualified elector which is defined by Florida Statute 190 as “any person at least 18 years of age who is a citizen of the United States, a legal resident of Florida and of the District, and who registers to vote with the Supervisor of Elections in the county in which the district land is located”. To obtain additional information or request an application you may contact Jennifer Farlow, District Clerk at (352) 751-3939, or you may view the application on the following page.

Applications must be submitted to the District Clerk no later than 5 p.m. on Tuesday, March 29, 2022 at the District Office, 984 Old Mill Run, The Villages.

The Board of Supervisors will interview applicants during a Board Meeting to be held on Friday, April 8, 2022 at 9:30 a.m. in the **Savannah Regional Recreation Center, 1545 Buena Vista Blvd., The Villages, FL.**

The Board of Supervisors welcome interested applicants to include a resume with their experience as an attachment to the application

APPLICATION FOR APPOINTMENT TO DISTRICT 2 BOARD OF SUPERVISORS

PLEASE PRINT OR TYPE

APPLICANT NAME: _____ E-MAIL: _____

ADDRESS: _____ PHONE # _____

CITY: _____ ZIP CODE: _____ CELL/BUSINESS# _____

OCCUPATION: _____ PREVIOUS OCCUPATION: _____

HOW LONG HAVE YOU LIVED IN THE VILLAGES? _____

REFERENCES: (PLEASE DO NOT USE CDD BOARD MEMBERS)

	<u>NAME</u>	<u>ADDRESS</u>	<u>PHONE</u>
1)	_____	_____	_____
2)	_____	_____	_____
3)	_____	_____	_____

PLEASE ADD ADDITIONAL SHEETS AS NECESSARY

HAVE YOU ATTENDED THE COMMUNITY DEVELOPMENT DISTRICT ORIENTATION SEMINAR?

WHAT PRESENT/PREVIOUS WORK EXPERIENCE DO YOU HAVE WHICH RELATES TO DISTRICT 2 RESPONSIBILITIES?

WHAT PRESENT/PREVIOUS VOLUNTEER EXPERIENCES DO YOU HAVE WHICH RELATES TO DISTRICT 2 RESPONSIBILITIES?

WHAT SPECIAL CONTRIBUTIONS DO YOU BELIEVE YOU CAN BRING TO DISTRICT 2?

WHY DO YOU WANT TO SERVE ON THE DISTRICT 2 BOARD?

HAVE YOU ATTENDED ANY DISTRICT 2 BOARD MEETINGS?

LIST GOVERNMENT BOARDS (OR COUNCILS) ON WHICH YOU HAVE PREVIOUSLY SERVED.

PLEASE RETURN COMPLETED FORM NO LATER THAN **Wednesday, March 29, 2022 at 5:00 p.m.** TO THE DISTRICT OFFICE, ATTENTION: JENNIFER FARLOW, 984 OLD MILL RUN, THE VILLAGES, FLORIDA 32162. PLEASE CALL MS. FARLOW AT (352) 751-3939. IF YOU HAVE ANY QUESTIONS REGARDING YOUR APPLICATION.

IMPORTANT LEGAL REQUIREMENTS FOR DISTRICT 2 BOARD OF SUPERVISORS

AS A MEMBER OF DISTRICT 2 BOARD OF SUPERVISORS, YOU WILL BE OBLIGATED TO FOLLOW ANY APPLICABLE LAWS REGARDING GOVERNMENT-IN-SUNSHINE, CODE OF ETHICS FOR PUBLIC OFFICERS AND PUBLIC RECORDS DISCLOSURE. TRAINING IN THESE AREAS WILL BE PROVIDED BY THE DISTRICT.

SIGN: _____ DATED: _____

PRINT: _____ RECEIVED BY CLERK: _____



The following facilities will be temporarily closed or have scheduled maintenance:

⇒ **Paradise Dog Park**

The Paradise Dog Park will be closed for quarterly maintenance March 21st through March 25th.

⇒ **Paradise Regional Recreation Complex Indoor Facilities, Outdoor Facilities and Family Pool**

The Paradise Regional Recreation Complex Indoor Facilities, Outdoor Facilities, and Family Pool will be closed for maintenance on March 25th.

⇒ **Silver Lake Village Recreation Center Indoor Facilities**

The Silver Lake Village Recreation Center Indoor Facilities will be closed for maintenance and billiards table replacement March 7th through April 4th.

⇒ **Tierra Del Sol Village Recreation Center Adult Pool**

The Tierra Del Sol Village Recreation Center Adult Pool will be closed for maintenance until further notice.

⇒ **Tierra Del Sol Village Recreation Center Indoor and Outdoor Facilities**

The Tierra Del Sol Village Recreation Center Indoor and Outdoor Facilities will be closed for quarterly cleaning on March 31st.

⇒ **El Santiago Village Recreation Center Bocce Courts**

The El Santiago Village Recreation Center Bocce Courts will be closed for maintenance March 15th through March 29th.

⇒ **Mulberry Grove Regional Recreation Complex Pickleball Courts**

The Mulberry Grove Regional Recreation Complex Pickleball Courts will be closed for resurfacing March 21st through April 13th.

⇒ **Mulberry Grove Regional Recreation Complex Indoor Facilities, Fit Club, Outdoor Facilities and Sports Pool**

The Mulberry Grove Regional Recreation Complex Indoor Facilities, Fit Club, Outdoor Facilities and Sports Pool will be closed for maintenance on March 30th.



The following facilities will be temporarily closed or have scheduled maintenance:

⇒ **Allamanda Village Recreation Center Indoor Facilities, Outdoor Facilities and Family Pool**

The Allamanda Village Recreation Center Indoor Facilities, Outdoor Facilities and Family Pool will be closed for maintenance on March 28th.

⇒ **Coconut Cove Village Recreation Center Indoor Facilities, Outdoor Facilities and Family Pool**

The Coconut Cove Village Recreation Center Indoor Facilities, Outdoor Facilities and Family Pool will be closed for maintenance March 28th through May 3rd.

⇒ **Bacall Village Recreation Center Shuffleboard Courts**

The Bacall Village Recreation Center Shuffleboard Courts will be closed for maintenance March 21st through April 1st.

⇒ **Odell Village Recreation Center Indoor Facilities, Outdoor Facilities and Family Pool**

The Odell Village Recreation Center Indoor Facilities, Outdoor Facilities and Family Pool will be closed for maintenance on March 31st.

⇒ **Fish Hawk Village Recreation Center Card Room (Rod & Reel)**

The Fish Hawk Village Recreation Center Card Room (Rod & Reel) will be closed for maintenance April 4th through April 8th.

⇒ **Osceola Hills Neighborhood Recreation Area and Adult Pool**

The Osceola Hills Neighborhood Recreation Area and Adult Pool will be closed for maintenance on March 25th.

⇒ **Big Cypress Village Recreation Center Pickleball and Tennis Courts**

The Big Cypress Village Recreation Center Pickleball and Tennis Courts will be closed for resurfacing March 28th through April 8th.

⇒ **Fenney Regional Recreation Complex Family Pool**

The Fenney Regional Recreation Complex Family Pool will be closed for maintenance March 22nd through 12:00 PM on March 25th.

Information Provided By...



ARCHITECTURAL REVIEW COMMITTEE

Village Community Development District No. 2 (District 2), No. 7 (District 7) and Village Center Community Development District for the Lady Lake / Lake County portion of The Villages north of County Road 466 are seeking alternate members to serve on the Architectural Review Committee.

The alternate applicant must be a full time resident of the District they are applying for and have lived in The Villages for at least one year. Candidates are recommended to have education and/or experience in any of the following areas: architecture, ability to read site plans, residential/commercial construction, building management, deed restricted communities, landscaping, county code enforcement, etc.; however, this is not required. The Committee meets weekly, on Wednesdays at 8:00 AM for approximately 2-4 hours.

The required attendance for the alternate member is to attend an Architectural Review Committee meeting each week for four (4) weeks and then monthly thereafter.

If you are interested in becoming an alternate member on the Architectural Review Committee, complete the application by clicking one of the following links: [District 2 Primary Application](#), [District 2 Alternate Application](#), [District 6 Application](#), [District 10 Application](#), [Lady Lake /Lake County Application](#) and returning it to the Community Standards Department, 984 Old Mill Run, The Villages, Florida.

Section 112.3145(7)(g), Florida Statutes requires that Architectural Review Committee members must complete and submit a Statement of Financial Interests (Form 1) at the time they are appointed to the Architectural Review Committee.

The Villages®
Community Development Districts
Community Standards

COMMUNITY STANDARDS DEPARTMENT
ARCHITECTURAL REVIEW COMMITTEE
VOLUNTEER MEMBER FOR
VILLAGE COMMUNITY DEVELOPMENT DISTRICT NO. 7

APPLICATION FOR MEMBERSHIP

This application **must** be returned to the Community Standards Department, 984 Old Mill Run, The Villages, Florida **no later than 5:00 p.m. on April 16, 2021.**

I understand that being a member of the Architectural Review Committee (ARC) is a volunteer position with a four year commitment where I will spend approximately two hours every week as a committee member. **The applicant must be a full time resident of Village Community Development District No. 7 and have lived in The Villages for at least one year.** Committee members are recommended to have education and/or experience in any of the following areas: architecture, ability to read site plans, residential/commercial construction, building management, deed restricted communities, landscaping, county code enforcement, etc.

1. Please briefly describe your past business or career paths.

2. What special skills or education do you have that would benefit the ARC? (Please include special skills, experience or training such as architect, ability to read site plans, builder, condo/building management, working with deed restricted communities, etc.)

3. Are you familiar with your deed restrictions and/or covenants? Y N`

Signature _____ Phone _____

Print Name _____ Village of _____

Address _____ Date _____

Village Community Development Districts
984 Old Mill Run, The Villages, Florida 32162
Business Phone: 352-751-3912 Business Fax: 352-751-6707

SAMPLE
For each District's Application, please see the previous page.