

Contact Us:

Customer Service
(352) 753-4508

Administration
(352) 751-3939

Budget
(352) 674-1920

Community Standards
(352) 751-3912

Community Watch
(352) 753-0550

Property Management
(352) 753-4022

Finance Customer Service
(352) 750-0000

Human Resources
(352) 674-1905

Public Safety
(352) 205-8280

Purchasing
(352) 751-6700

Recreation Administration
(352) 674-1800

Risk Management
(352) 674-1828

Utility Operations
(352) 751-3939

District Weekly Bulletin



This photo was submitted by Keith Boyle, Recreation & Parks Department, as part of the photo contest for the cover of the annual Village Community Development District No. 12. Audit Report. To view the entire audit report for District 12 or any of The Village Community Development Districts, please visit DistrictGov.org.

CDD Orientation

This valuable program is held on the **second** and **fourth** Thursday of the month at 10:00 AM in the District office located at 984 Old Mill Run in Lake Sumter Landing. For additional information, please contact the District Customer Service Center at 352-753-4508.

Information Provided By...



District Administrative Offices

Appointments can be made by emailing or contacting the appropriate District Department.

- Administration - 352-751-3939 or CustomerService@districtgov.org
- Budget - 352-674-1920
- Bonds - 352-751-3900 or Bonds@districtgov.org
- Community Standards - 352-751-3912 or DeedCompliance@districtgov.org
- Community Watch - 352-753-0550 or CommunityWatch2@districtgov.org
- Customer Service - 352-753-4508 or CustomerService@districtgov.org
- District Clerk - 352-751-3939
- District Property Management - 352-753-4022 or PropertyManagement@DistrictGov.org
- Finance - 352-753-0421
- Executive Golf - 352-674-1885
- Human Resources - 352-674-1905 or HumanResources@districtgov.org
- Public Safety - 352-205-8280 or publicsafety@districtgov.org
- Purchasing - 352-751-6700
- Recreation & Parks - 352-674-1800 or RecreationDepartment@districtgov.org
- Risk Management - 352-674-1828 or RiskManagement@districtgov.org
- Utilities - 352-750-0000 or Utilities@districtgov.org

If you do not know which department to contact, please call the District Customer Service Center at 352-753-4508.

There is a drop box available in the breezeway outside of the District office located at 984 Old Mill Run. If you need to drop off correspondence, please utilize the locked drop box.

Information Provided By...

National Public Safety Telecommunicator Week: April 10 – 16, 2022

Every year during the second week of April, the telecommunications personnel in the public safety community, are honored. National Public Safety Telecommunicators Week celebrates and thanks those who dedicate their lives to serving the public. It is a week that should be set aside so everyone can be made aware of their hard work and dedication.

Every day and night all across the country, public safety telecommunicators answer emergency and non-emergency calls. They connect callers to emergency care and provide valuable resources to those in need.

An estimated 240 million calls are made to 9-1-1 in the U.S. each year. In many areas, 80% or more are from wireless devices. (<https://www.nena.org/page/911Statistics>)

How to observe Public Safety Telecommunicator Week:

- Review 911 emergency call advice
- 9-1-1 is for police, fire, and medical emergencies only. Non-emergency calls should be directed to non-emergency phone numbers.
- Details are critical. Stay on the line with the 9-1-1 operator and answer all their questions. Provide an accurate location. If you do not know the exact address, provide the call taker with all the details that you can. Look for landmarks, cross streets, signs, and buildings. First responders need an accurate location to respond as fast as possible.
- Try to stay calm and speak clearly.
- Don't hang up when calling 9-1-1. If you called by mistake, let the operator know.
- DO NOT call 9-1-1 for jokes or prank calls.

National Public Safety Telecommunicator Week History:

Patricia Anderson of Contra Costa County (Calif.) Sheriff's Office conceived the idea for a National Public Safety Telecommunicator Week in 1981. It was quickly adopted in Virginia and North Carolina. By the 1990s, the national association of Public-Safety Communications Officials (APCO) convinced Congress of the need for a formal proclamation.

In 1994, National Public Safety Telecommunicator Week was formally recognized and is celebrated each year during the second full week of April to coincide with National 9-1-1 Education Month.

Information Provided By...

The Villages®
Community Development Districts
Recreation & Parks



Age Requirements

Visiting children, with valid guest Id cards, must be 13 years of age and accompanied by an adult, at all times, to use the air gun, archery, billiards, croquet, lawn bowling and dog park facilities. Valid guests must be 19 years of age or older to use the Fit Clubs.

This Month's Square Event – Energy Meditation

Join your fellow Villagers for a session of relaxing into your true nature!

SQUARE EVENT
at Lake Sumter Landing™

ENERGY MEDITATION

APRIL 12 | 8AM

**Lake Sumter Landing
Market Square™**

Join us for a session of relaxing into your true nature. Session will begin with self-awareness exercises to free up any tightness in the body & mind, then move into a breathing meditation and then end with a guided meditation.


Bring your own mat. Limited chairs available.

FREE EVENT | REGISTRATION REQUIRED
Register at any regional recreation complex
or online at DistrictGov.org

For more information: DistrictGov.org | RecreationDepartment@DistrictGov.org | 352-674-1800

Pet Owners

Please be considerate of others and all properties. Dog owners are responsible for picking up after their pets. Do not use storm drains, postal or recreation facilities for disposing of solid waste or plastic bags. In addition, please follow all county ordinances including all dogs are required to be on a leash. See the following page for information about Lost & Found pets in The Villages.



Pet Lost & Found

If you have a lost or found a pet in The Villages, please contact the following local agencies for assistance:

**SUMTER COUNTY
ANIMAL CONTROL**

352-689-4400

**TOWN OF LADY LAKE
ANIMAL CONTROL**

352-751-1530

LAKE COUNTY ANIMAL CONTROL
*Excludes Town of Lady Lake, includes
City of Fruitland Park*

352-343-9688

MARION COUNTY ANIMAL CONTROL

352-671-8727

DistrictGov.org | 352-674-1800

© 2021 Village Center Community Development District. All Rights Reserved.

The Villages®
Recreation & Parks



Information Provided By...

The Villages®
Community Development Districts
Recreation & Parks



Lake Sumter Line Scenic Cruise

Bring your friends and family and cruise beautiful Lake Sumter on the Lake Sumter Line. Cameras and binoculars are encouraged! This cruise runs seven days a week, 4 p.m. to sunset in the spring and summer and 1pm to sunset in fall and winter. Learn about the legendary tales of how Lake Sumter came to be on your 25 -minute tour. Tickets are only \$2! No reservations needed! Find us at the boat dock behind RJ Gators!



Construction Update

First Responders Recreation Center

- The site work is approximately 95% complete.
- The Recreation Center is approximately 84% complete.
- Support buildings are approximately 92% complete.
- The Putt & Play Course & Lawn Bowling is approximately 98% complete.
- Total General Construction Project is approximately 92% complete.
- [Click here to view the drone footage on the District website.](#)



Did You Know??

Annual Plantings

Annual plants or “Seasonal Color” are plants that grow from seed to flower, produce seeds, and die within a single growing season.

On District property within The Villages, landscape contractors install around 2 million (and counting) annuals every year, replanting by hand every quarter to coordinate with Florida weather and seasons for a full color appearance throughout the year.

These annuals are contract grown in nurseries around the state of Florida. Once the plants are ready, it is crucial that they be installed quickly to avoid becoming root bound in the container and shortening their life expectancy.

We do not specify the species as long as they are plants proven to work in our area and adhere to the design intent within The Villages. This provides a change of color as you move through The Villages.



Save the Date

Resident ACADEMY

Are you interested in learning information about The Village Community Development Districts? Help alleviate the confusion, questions and misinformation that exist regarding the responsibilities and functions of the Districts. The Resident Academy provides an opportunity for all residents to learn more about the District Departments working together to make this a premier community! Participants will hear presentations from The Villages Public Safety Department, District Property Management, Community Watch, Recreation & Parks, Finance, Utilities and more!

With an improved format and no waiting list, choose from three convenient dates in 2022 to fit your active lifestyle!

- April 20, 2022 at the Eisenhower Recreation Center — 8:30 AM - 1:30 PM
- July 18, 2022 at the Savannah Recreation Center — 8:30 AM - 1:30 PM
- October 17, 2022 at the Rohan Recreation Center — 8:30 AM - 1:30 PM

Information Provided By...

The Villages®
Community Development Districts
Customer Service

How do I update my contact information?

If you would like to update your contact information or the emergency contact information listed for your property, please print out the form on the following page or print it from DistrictGov.org. You can return the form by placing it in the Utility/Amenity/ District correspondence box located at each postal facility without adding postage. If you prefer to call us with your changes, please call 352-753-4508 Monday through Friday from 8:00 AM to 5:00 PM. To email us your updates, please email us at customerservice@DistrictGov.org. If you have any questions or would like to know what information we currently have listed for your home, please give us a call at 352-753-4508.



The Villages®

Community Development Districts

If you would like to **UPDATE** your contact information or the emergency contact information listed for your property, please complete the information below. Please note that this information is not used in The Villages Phone Book. Return this completed form to the District Customer Service Center at 984 Old Mill Run, The Villages, Florida 32162. You can also place it in the utility / amenity / District correspondence box located at each postal facility without adding postage. If you have any questions, please call (352) 753-4508.

Homeowner Information:

Name _____

Address _____

Phone _____

Alternate Phone _____

Emergency Contact Information:

Name (1) _____

Phone (1) _____

Name (2) _____

Phone (2) _____

Name & phone number of person filling out this form (if not homeowner listed above)

Date form submitted _____

Information Provided By...

As we enter another busy month here in our beautiful community, please follow all traffic laws and be courteous to residents, visitors, vendors and contractors out on the road with you. Try to avoid crashes on the road whenever possible.

The Top Causes of Crashes nationally:

- **Speeding**
- **Right of Way Violation**
- **Distracted Driving**

Speeding

Tips to avoid Speeding and Aggressive Driving

- Plan ahead for your trip to avoid rushing to your destination.
- Know the speed limit.
- Regularly check your speed or use your cruise control.
- Reduce speed in work zones, school zones, and when road conditions require it.



2019 Speed Related Crash Statistics



Property Damage
Only Crashes



Injury
Crashes



Fatal
Crashes

Encountering Speeding and Aggressive Drivers:

- When you are in left lane and someone wants to pass, move over and let them go by you.
- Give speeding drivers plenty of space.
- Adjust your driving accordingly.
- Call the police if you feel another driver is harassing or following you.

Information Provided By...

Right of Way Violation

The Right of Way is a set of rules determining who goes first and who must wait when interacting with other vehicles.



Examples of violating the right of way include:

- Failure to yield.
- Failure to stop at a stop sign.
- Disregarding a traffic signal.
- Merging errors.



The law does not give anyone the right of way on the road — it states who is required to yield the right of way in certain instances. It is the responsibility of the driver to do everything possible to be safe and avoid a collision.

- Never assume what another driver is going to do.
- Never insist on taking the right of way.
- Yield whenever it's needed to be safe.
- Make eye contact with other drivers at intersections when possible.



Driving Behaviors Reported For Drivers And Motorcycle Operators Involved In Fatal Crashes, 2019

Behavior	Number of drivers (1)	Percent
Driving too fast for conditions	8,746	17.2%
Under the influence of alcohol, drugs, or medication	5,164	10.1
Failure to yield right of way	3,728	7.3
Failure to keep in proper lane	3,381	6.6
Operating vehicle in a careless manner	3,302	6.5
Distracted (phone, talking, eating, object, etc.)	3,008	5.9

Information Provided By...

Distracted Driving

Visual – anything that takes your eyes off the road

- Electronics – GPS, audio player, cellphone, etc.
- Eating, drinking and smoking.
- Focusing on things outside of the vehicle – collisions, police activity, billboards, pedestrians, etc.

Physical – anything that takes your hands off the wheel

- Eating/drinking
- Talking on a hand held device.
- Reaching to the back seat, console, or glove box.

Cognitive – anything that takes your mind off of your driving

- Daydreaming, writing.
- “Multitasking”.

Avoid the temptation to have multiple distractions at one time!

- Texting/reading texts.
- On cellphone and eating/drinking.

Distracted Driving



2020 Distracted Driving Related Crash Statistics

3,142
Distracted Driving-
Related Deaths in
2020

424,000
Distracted Driving-
Related Injuries in
2020

Sources: [National Highway Traffic Safety Administration](#), [Preferred Governmental Insurance Trust](#)

Frequently Asked Questions and Answers



Submit Feedback,
Inquiry, or Concern

The Villages® Community Development Districts Community Standards

Can signs be attached to light poles or stop signs?

Due to recent increases in items attached to street signs, stop signs and light poles, the District would like to remind residents that balloons, ribbons, yard sale signs or any other materials attached to street signs can cause damage and are not permitted. In addition, signs are not permitted on District property, including right of way areas, in cul-de-sacs or in roundabouts to ensure the safety of all motorists, pedestrians and property. Signage can cause distractions to motorists, as well as cause line of sight problems.

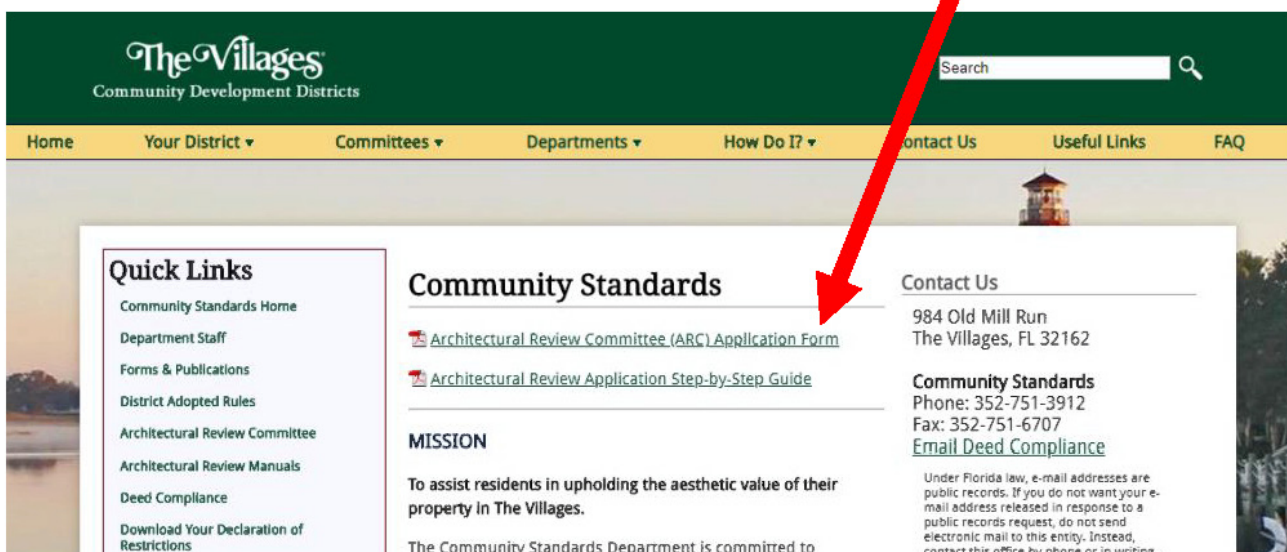


Where can I find an Architectural Review Committee application form and how do I complete it?

For any external modification, an Architectural Review Committee application form shall be submitted for review by the Architectural Review Committee (ARC). The application is a two-sided form and is easy to complete. To view the application, visit our website at DistrictGov.org and click on Community Standards from the list of Departments.



On the Community Standards page, the Architectural Review Committee application form is the first document listed. Click the link to view the application.



The second document listed is a step-by-step guide to assist you in completing the application.

The Villages®
Community Development Districts
Community Standards

Architectural Review Committee (ARC)
Home/Property Alteration Application Form

For Office Use Only
App#: _____
Dist#: _____

Bring/Mail application to:
VCDD Community Standards Department
984 Old Mill Run, The Villages, FL 32162
Phone: (352) 751-3912 • Fax: (352) 751-6707
archreview@districtgov.org / www.districtgov.org

Unit and lot can be found on your Villages Resident ID Card.

Sign the application.

Property Owner(s) Name _____ Signature _____

Address _____ Village of _____

Phone Number _____ Unit _____ Lot _____ Courtyard Villa Patio Villa Home

Contractor Business Name _____ Phone _____

Please check appropriate box for Application Result Notification:

Will Obtain Results from District Website Mail Application
 Property Owner will pick up application Contractor will pick up application
 E-Mail Application _____
(Address if different from above)

Include the Village you reside in and your home type.

How would you like us to notify you of your application results?

Describe all requested modifications or alterations below:

Provide full description of modification. For example:

DO NOT STATE: Landscaping

DO: Add additional landscape bed along SW corner of home 4' x 6'. Will include mulch, 2 hibiscus, 1 palm tree and 6 annual plantings. Height of plantings shall be no higher than 20". There will be a landscaping wall not to exceed 18" and the bed will remain 3' off the property line.

NOTE: All modifications shall be highlighted on the site plan.

The deadline to receive architectural applications is Monday at 5:00 PM to be heard the following Wednesday. No matter what your request is for, if you need assistance with your application staff would be more than happy to assist you with going through the process. Please contact the Community Standards Department at archreview@districtgov.org. Applications can be submitted in the District Correspondence box located at each postal station or in the dropbox in the breezeway located outside of 984 Old Mill Run in Lake Sumter Landing.

Frequently Asked Questions and Answers



Submit Feedback,
Inquiry, or Concern

The Villages® Community Development Districts Utilities

Do you have old paint sitting in the garage? An old empty propane tank? Leftover gasoline or used motor oil? If so, these and other hazardous chemicals and items should not be placed in your regular household trash. The following locations will accept these items and more. Please contact the appropriate disposal site for full details.

Marion County

Marion County residents can dispose of the following items at any of the county's 18 recycling centers:

- Used motor oil and oil filters
- Household and automotive batteries
- Latex paint
- Household electronics (accepted at Baseline, Dunnellon, Forest Corners, Fort McCoy, Martel, Newton, and **Weirsdale (13535 SE 164th ST)** recycling centers in the big green compactor boxes labeled "electronics recycling")

In addition, there are four special household electronics recycling events held at the McPherson Complex in Ocala throughout the year. The calendar of dates can be found at www.marioncountyfl.org.



Frequently Asked Questions and Answers



Submit Feedback,
Inquiry, or Concern

The Villages® Community Development Districts Utilities

Lake County

Lake County residents can dispose of hazardous waste at the Household Hazardous Waste Center located at **13130 County Landfill Road, County Road 561, Tavares with proof of residency**. There are also Mobile Unit Events held throughout the year in various Lake County locations.

- Automotive fluids (Antifreeze, Gasoline, Motor Oil, etc.)
- Paint Products
- Lawn/Garden (Fertilizers, Insecticides, Pesticides, etc)
- Propane cylinders
- Fluorescent lamps
- Household batteries (including rechargeable)
- Pool chemicals

A complete list of acceptable items and the schedule of Mobile Unit Events can be found at www.lakecountyfl.gov.

Sumter County

Sumter County residents can dispose of the following items at the Sumter County Citizens Drop Off Area at **819 CR 529, Lake Panasoffkee**:

- Batteries
- Clean Scrap Metal
- Gasoline
- Oil and oil filters
- Tires and Household Electronics are accepted also, however there is a charge to drop off these items.

Sumter County hosts two Household Electronics and Hazardous Waste Mobile Collection events per year, during the Spring and Fall.

For more information please visit www.sumtercountyfl.gov.

Information Provided by Sumter County

Household Electronics & Hazardous Waste Mobile Collection -
Amnesty Day

Saturday April 9, 2022 — 8 AM to 2 PM

Location: Lake Okahumpka Park, 6085 E. SR 44, Wildwood 34785

What to Bring:

Automotive fluids and batteries	Herbicides	Propane Tanks (25 lbs)
Cleaners	Household electronics (TVs, VCRs, computers,	Rechargeable household batteries
Fertilizers	Latex & oil based paints	Smoke detectors
Fluorescent lamps and Mercury containing devices	Paint removers and thinners	Solvents
Fungicides	Pesticides	Wood Preservatives
Gas (old gas & old gas cans)	Pool Chemicals	

What not to bring:

Biological/Infectious waste	Explosives	Radioactive waste
Empty paint cans	Tires	

HOW TO PACKAGE AND TRANSPORT CHEMICALS

1. Do NOT mix chemicals together.
2. Keep products in original labeled containers if possible.
3. Place containers into cardboard boxes to prevent breakage.
4. Place leaky container in clear plastic bag and transport in box with newspaper.
5. Put boxes in trunk or in back of vehicle away from passengers.

For more information, visit their website at <https://sumtercountyfl.gov/1236/Household-Electronics-Hazardous-Waste-Mo>.

Information Provided by...



WATER SYSTEM MAINTENANCE

Preventative maintenance is occurring on the potable water system field valves throughout many areas of The Villages. Those customers serviced by Village Center Service Area (VCSA), Little Sumter Service Area (LSSA), North Sumter Utilities (NSU), Central Sumter Utilities (CSU) and South Sumter Utilities (SSU) that will be impacted will be notified 24 hours in advance of a temporary interruption in service and will receive the following notification:

THE PUBLIC DRINKING WATER MAINS IN YOUR AREA WILL BE SHUT DOWN TEMPORARILY FOR NEEDED MAINTENANCE. AS A PRECAUTION, UPON RETURN OF WATER SERVICE, WE ADVISE THAT ALL WATER USED FOR DRINKING, MAKING ICE, AND COOKING BE BOILED, FOR ALL OTHER HOUSEHOLD USES THE WATER IS ACCEPTABLE. A ROLLING BOIL OF ONE MINUTE IS SUFFICIENT. AS AN ALTERNATIVE, BOTTLED WATER MAY BE USED.

THIS "PRECAUTIONARY BOIL WATER NOTICE" WILL REMAIN IN EFFECT UNTIL THE MAINTENANCE TASK HAS BEEN COMPLETED AND A BACTERIOLOGICAL SURVEY SHOWS THAT THE WATER IS SAFE TO DRINK. THIS USUALLY CONSISTS OF A TWO-DAY SAMPLING PERIOD TO INSURE SAFE DRINKING WATER.

IF YOU HAVE ANY QUESTIONS, YOU MAY CONTACT DEANNA SIMMONS, FROM THE WATER DEPARTMENT AT (352) 259-2802 (NSU WWTP).

A notice with the addresses of the affected area along with this information will be left at the door of all impacted addresses. We appreciate your patience and cooperation in order to maintain the continued integrity and safety of the District Infrastructure. See the following page for a tentative maintenance schedule.

Information Provided by...



WATER SYSTEM MAINTENANCE

A tentative schedule of the areas impacted in the upcoming week:

4/12/2022	8905 SE 177th Grassmere Street
4/13/2022	2109 Barbosa Court
4/19/2022	2907 Larranaga Drive
4/20/2022	3008 Hillside Lane
4/26/2022	2957 Meadow Lawn Lane
4/27/2022	2742 Privada Drive
5/3/2022	3248 Atwell Avenue
5/3/2022	713 Evelyn Drive
5/10/2022	2033 Westchester Way
5/11/2022	2155 Westchester Way
5/17/2022	1202 Augustine Drive
5/18/2022	2736 & 2756 Plainridge Loop

Frequently Asked Questions and Answers



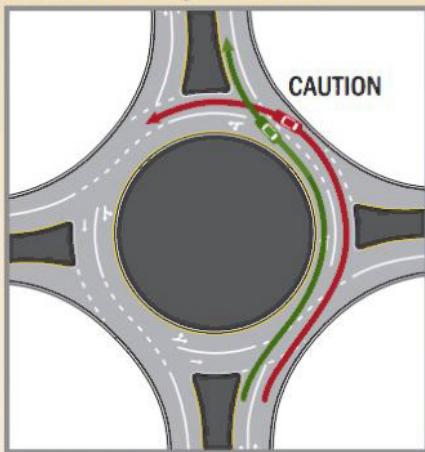
Submit Feedback, Inquiry, or Concern

How do I travel around a roundabout?

For information about driving around a roundabout, see the resource below and on the following page from Sumter County.

Remember:

To avoid conflict, do not use the right-hand lane to make a left turn through the roundabout.



Approaching Roundabouts

- Reduce your speed and prepare to YIELD to all traffic in the roundabout.
- Guide signs provide guidance for approach street locations, not lane use orientation.

Choose your lane:

Approaching a two lane roundabout, make a lane choice according to the following rules:

- If you intend to exit the roundabout more than halfway around, use the LEFT-HAND lane.
- If you intend to exit the roundabout less than halfway around, use the RIGHT-HAND lane.
- If you intend to continue straight through, use either lane unless signs or markings indicate otherwise.

Navigating Roundabouts

- Move up to the entrance line and wait for a gap in traffic. DO NOT ENTER next to a vehicle in the roundabout, as that vehicle may be exiting at the next exit.
- Within the roundabout, do not stop except to avoid a collision; you have the right-of-way over entering traffic. Keep moving in a counterclockwise direction.
- **Do not change lanes in a roundabout.**
- A striped channelization island is present in several roundabouts, which reduces the circulatory roadway to one lane approaching a single-lane exit.



Best Practices:

- Do not change lanes within the roundabout or as you exit
- Do not overtake other vehicles or bicyclists within the roundabout
- Be aware of other vehicles in the roundabout
- Follow pavement striping and arrows for guidance – exit roundabouts with caution
- YIELD to emergency vehicles before or after the roundabout – DO NOT STOP in the roundabout
- Give oversized vehicles extra room because they may need both lanes to maneuver
- Indicate your exit using your right-turn signal

For additional information, please refer to FHWA's *Roundabouts: An Informational Guide* at www.fhrc.gov/safety/00068.htm

PRODUCED BY  Kimley-Horn and Associates, Inc.
FOR SUMTER COUNTY PUBLIC WORKS DIVISION
FEBRUARY 2012

51330063.12_wpb



A Guide to Navigating Roundabouts in Sumter County, Florida



What is a Roundabout?

A roundabout is a circular intersection where vehicles yield at entry to traffic already within the circulatory roadway and all vehicles flow in a counter-clockwise direction around a central island.

Sumter County Board of County Commissioners

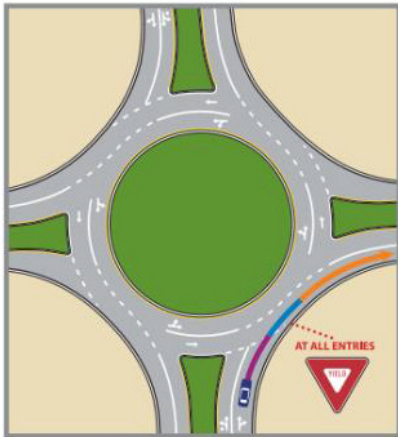
Frequently Asked Questions and Answers



Submit Feedback, Inquiry, or Concern

How do I travel around a roundabout?

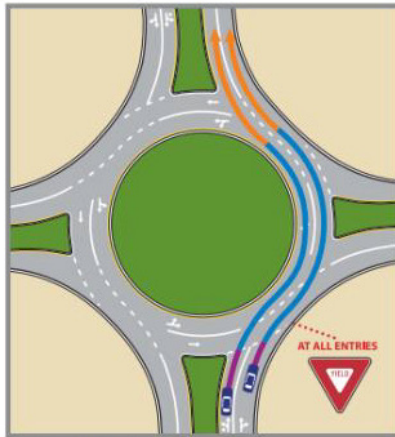
Driving Roundabouts



Turning Right



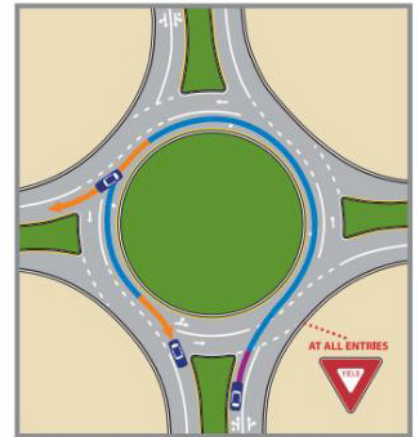
- 1. APPROACHING:** Be in the right-hand lane unless otherwise marked on the roadway, and use a right-turn signal.
- 2. CIRCULATING:** Keep to the right-hand (outside) lane of the roundabout and continue to use your right-turn signal through your exit. **Do not change lanes.**
- 3. EXITING:** Stay in the right-hand lane as you exit the roundabout.



Going Straight Ahead



- 1. APPROACHING:** You can be in either lane, unless otherwise marked on roadway or posted.
- 2. CIRCULATING:** Stay to the inside of the circulatory roadway if you entered from the left-hand approach lane, or stay to the outside if you entered from the right-hand approach lane. **Do not change lanes.**
- When you have passed the last exit before the one you want, use your right-turn signal and continue to use it through your exit.
- 4. EXITING:** As you exit the roundabout, be aware of vehicles traveling on the outside of the circulatory roadway that may continue to circulate around the roundabout.



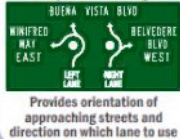
Turning Left or Making a U-Turn



- 1. APPROACHING:** Be in the left-hand lane unless otherwise marked on the roadway, and use a left-turn signal.
- 2. CIRCULATING:** Stay in the left-hand lane of the circulatory roadway until you are ready to exit.
- When you have passed the last exit before the one you want, use your right-turn signal and continue to use it through your exit. **Do not change lanes.**
- 4. EXITING:** As you exit the roundabout, be aware of vehicles traveling on the outside of the circulatory roadway that may continue to circulate around the roundabout.

Roundabout Signs:

Sample Guide Sign:



Slow down when approaching a roundabout




Watch for pedestrians and golf carts



YIELD to traffic already in the roundabout



Stay to the right of the splitter island



Travel in a counterclockwise direction only.

To view this brochure on the District website, please click the following link — [Sumter County Roundabout Brochure.](#)

The Villages®

Community Development Districts

Executive Golf

2022 Greens Aerification Schedule				
Course	May	June	July	Aug
Amberwood	4th	15th-17th		17th-19th
Bacall	10th-12th		12th-14th	5th
Belmont	4th	1st-3rd		3rd-5th
Bogart	31st	1st-2nd	5th	2nd-4th
Bonita Pass	11th-12th	9th-11th		11th-13th
Briarwood	5th-7th	23rd-25th		5th
Chula Vista	5th-7th		7th-9th	
Churchill Greens	13th	9th-11th		11th-13th
De La Vista	19th-21st		14th-16th	
El Diablo	10th-12th		12th-14th	23rd
El Santiago	31st	1st-2nd	1st	2nd-4th
Escambia	12th-14th		7th-9th	
Gray Fox	2nd-4th	20th-22nd		1st-3rd
Hawkes Bay	16th-18th		5th-7th	
Heron	5th	16th-18th		18th-20th
Hilltop		1st-3rd		17th-19th
Loblolly	5th-7th	23rd-25th		4th-6th
LongLeaf	19th-21st		14th-16th	25th-27th
Lowlands		7th-9th		16th-18th
Mangrove		21st-23rd		9th-11th
Marsh View Pitch & Putt		8th-10th		17th-19th
Mira Mesa		9th-11th		11th-13th
Oakleigh	11th	8th-10th		10th-12th
Okeechobee	4th-6th		6th-8th	
Palmetto	5th-7th		14th-16th	
Pelican	12th-14th		7th-9th	11th
Pimlico	11th	8th-10th		10th-12th
Redfish Run	17th-19th		5th-7th	16th-17th
Red Fox	23rd-25th		11th-13th	22nd-24th
Roosevelt	11th-13th			24th-26th
Saddlebrook	9th	13th-15th		8th-10th
Sandhill		6th-8th		1st-3rd
Sarasota	19th-21st		14th-16th	
Silverlake	2nd-4th		18th-20th	
Southern Star	12th-14th		21st-23rd	25th-26th
Sweetgum	24th-26th		5th-7th	
Tarpon Boil	24th-26th	21st-22nd	26th-28th	
Truman		1st-3rd		17th-19th
Turtle Mound	9th-11th		25th-27th	
Volusia	12th	9th-11th		11th-13th
Walnut Grove	13th	9th-11th		11th-13th
Yankee Clipper	19th-21st		14th-16th	18th-19th

Subject to Change
Rev Date 4/5/2022

GOLF CAR RULES OF THE ROAD AND SAFETY TIPS

When traveling the community in a golf car on a roadway or multi-modal path, we urge you to follow these rules of the road and safety tips to ensure a safe and enjoyable experience for everyone.

The multi-modal paths are designated for use by non-automotive, non-vehicular traffic such as bicycles, golf cars and pedestrians.

Slow Down and Enjoy The Ride!



RULES OF THE ROAD

1. Be 14 years or older to drive a golf car
2. Drive on neighborhood streets, marked roadside lanes, and multi-modal paths
3. Obey all traffic laws, signs and signals
4. Golf cars are subject to Florida's open alcoholic container laws
5. Speed not to exceed 20mph
6. Use hand and turn signals
7. Yield to automobiles
8. Come to a full stop at stop signs
9. Never enter a roundabout in a golf car
10. Golf cars are prohibited from roadways with posted speeds of 35mph or more

SAFETY TIPS

1. Provide a seat for each person/pet
2. Secure children and pets
3. Keep passengers seated in golf car
4. Keep arms and legs inside golf car
5. Enter traffic lane safely before turning left
6. Be aware of vehicles turning right (across the golf car lane)
7. Maintain golf car according to manufacturer's recommendations
8. Do not text/phone while driving
9. Limit passing slower golf cars
10. Pull off the path when you need to stop

BEFORE YOU DRIVE

Make sure the horn, brakes and lights work.

Check back-up alarm, tire pressure and applicable gauges.

Before backing up, look behind and see that all is clear.

If you have any landscaping or property management concerns while traveling throughout The Villages community, please call the District Customer Service Center at (352) 753-4508.

The Villages®
Community Development Districts
www.DistrictGov.org



The following facilities will be temporarily closed or have scheduled maintenance:

⇒ **Southside Village Recreation Center Indoor Facilities, Outdoor Facilities and Adult Pool**

The Southside Village Recreation Center Indoor Facilities, Outdoor Facilities and Adult Pool will be closed for maintenance on April 12th.

⇒ **Tierra Del Sol Village Recreation Center Adult Pool**

The Tierra Del Sol Village Recreation Center Adult Pool will be closed for maintenance until further notice.

⇒ **Saddlebrook Village Recreation Center Indoor Facilities, Outdoor Facilities and Adult Pool**

The Saddlebrook Village Recreation Center Indoor Facilities, Outdoor Facilities and Adult Pool will be closed for maintenance on April 15th.

⇒ **Mulberry Grove Regional Recreation Complex Pickleball Courts**

The Mulberry Grove Regional Recreation Complex Pickleball Courts will be closed for resurfacing March 21st through April 8th.

⇒ **Ashland Neighborhood Recreation Area Adult Pool**

The Ashland Neighborhood Recreation Area Adult Pool will be closed for maintenance March 31st through April 9th.

⇒ **Pimlico Village Recreation Center Indoor Facilities, Outdoor Facilities and Family Pool**

The Pimlico Village Recreation Center Indoor Facilities, Outdoor Facilities and Family Pool will be closed for cleaning and pressure washing on April 13th.

⇒ **Pimlico Village Recreation Center Pickleball Courts**

The Pimlico Village Recreation Center Pickleball Courts will be closed for maintenance April 4th through April 15th.



The following facilities will be temporarily closed or have scheduled maintenance:

⇒ **Coconut Cove Village Recreation Center Indoor Facilities, Outdoor Facilities and Family Pool**

The Coconut Cove Village Recreation Center Indoor Facilities, Outdoor Facilities and Family Pool will be closed for maintenance March 28th through May 3rd.

⇒ **Bacall Village Recreation Center Shuffleboard Courts**

The Bacall Village Recreation Center Shuffleboard Courts will be closed for maintenance March 21st through April 8th.

⇒ **Fish Hawk Village Recreation Center Pickleball and Tennis Courts**

The Fish Hawk Village Recreation Center Pickleball and Tennis Courts will be closed for resurfacing April 11th through April 27th.

⇒ **Fish Hawk Village Recreation Center Card Room (Rod & Reel)**

The Fish Hawk Village Recreation Center Card Room (Rod & Reel) will be closed for maintenance April 4th through April 8th.

⇒ **Brinson Perry Canine Dog Park**

The Brinson Perry Canine Dog Park will be closed for maintenance April 4th through May 1st.

⇒ **Manatee Village Recreation Center Indoor Facilities, Outdoor Facilities and Family Pool**

The Manatee Village Recreation Center Indoor Facilities, Outdoor Facilities and Family Pool will be closed for maintenance on April 8th.

⇒ **Big Cypress Village Recreation Center Pickleball and Tennis Courts**

The Big Cypress Village Recreation Center Pickleball and Tennis Courts will be closed for resurfacing March 28th through April 8th.

Information Provided By...

The Villages®
Community Development Districts
Community Standards

ARCHITECTURAL REVIEW COMMITTEE

HAVE AN EYE FOR GOOD *Design?*

- Do you love the aesthetic beauty and design of your community?
- Do you have experience in architecture, landscaping or reading site plans?
- Do you want to participate in keeping your community beautiful?

COME JOIN YOUR LOCAL ARCHITECTURAL REVIEW COMMITTEE AS A *Volunteer!*



The Villages®
Community Development Districts
Community Standards

For More Information: DistrictGov.org | ArchReview@DistrictGov.org | 352-751-3912

Village Community Development District No. 6 (District 6), No. 10 (District 10), and the Lady Lake / Lake County portion of The Villages north of County Road 466 are all seeking alternate members.

The alternate applicant must be a full time resident of the District they are applying for and have lived in The Villages for at least one year. Candidates are recommended to have education and/or experience in any of the following areas: architecture, ability to read site plans, residential/commercial construction, building management, deed restricted communities, landscaping, county code enforcement, etc.; however, this is not required. The Committee meets weekly, on Wednesdays at 8:00 AM for approximately 2-4 hours.

If you are interested in becoming an alternate member on the Architectural Review Committee, complete the application by clicking one of the following links: [District 6 Application](#), [District 10 Application](#), [Lady Lake /Lake County Application](#) and returning it to the Community Standards Department, 984 Old Mill Run, The Villages, Florida.

The Villages®
Community Development Districts
Community Standards

COMMUNITY STANDARDS DEPARTMENT
ARCHITECTURAL REVIEW COMMITTEE
VOLUNTEER MEMBER FOR
VILLAGE COMMUNITY DEVELOPMENT DISTRICT NO. 7

APPLICATION FOR MEMBERSHIP

This application **must** be returned to the Community Standards Department, 984 Old Mill Run, The Villages, Florida **no later than 5:00 p.m. on April 16, 2021.**

I understand that being a member of the Architectural Review Committee (ARC) is a volunteer position with a four year commitment where I will spend approximately two hours every week as a committee member. **The applicant must be a full time resident of Village Community Development District No. 7 and have lived in The Villages for at least one year.** Committee members are recommended to have education and/or experience in any of the following areas: architecture, ability to read site plans, residential/commercial construction, building management, deed restricted communities, landscaping, county code enforcement, etc.

1. Please briefly describe your past business or career paths.

2. What special skills or education do you have that would benefit the ARC? (Please include special skills, experience or training such as architect, ability to read site plans, builder, condo/building management, working with deed restricted communities, etc.)

3. Are you familiar with your deed restrictions and/or covenants? Y N`

Signature _____

Phone _____

Print Name _____

Village of _____

Address _____

Date _____

Village Community Development Districts
984 Old Mill Run, The Villages, Florida 32162
Business Phone: 352-751-3912 Business Fax: 352-751-6707

SAMPLE
For each District's Application, please see the previous page.