

District Weekly Bulletin

Contact Us:

Customer Service
(352) 753-4508

Administration
(352) 751-3939

Budget
(352) 674-1920

Community Standards
(352) 751-3912

Community Watch
(352) 753-0550

Property Management
(352) 753-4022

Finance Customer Service
(352) 750-0000

Human Resources
(352) 674-1905

Public Safety
(352) 205-8280

Purchasing
(352) 751-6700

Recreation Administration
(352) 674-1800

Risk Management
(352) 674-1828

Utility Operations
(352) 751-3939



This photo was submitted by Jerica Adams, District Property Management, as part of the photo contest for the cover of the annual Village Community Development District No. 9. Audit Report. To view the entire audit report for District 9 or any of The Village Community Development Districts, please visit [DistrictGov.org](https://www.districtgov.org).

CDD Orientation

This valuable program is held on the **second** and **fourth** Thursday of the month at 10:00 AM in the District office located at 984 Old Mill Run in Lake Sumter Landing. For additional information, please contact the District Customer Service Center at 352-753-4508.

Information Provided By...



District Administrative Offices

Appointments can be made by emailing or contacting the appropriate District Department.

- Administration - 352-751-3939 or CustomerService@districtgov.org
- Budget - 352-674-1920
- Bonds - 352-751-3900 or Bonds@districtgov.org
- Community Standards - 352-751-3912 or DeedCompliance@districtgov.org
- Community Watch - 352-753-0550 or CommunityWatch2@districtgov.org
- Customer Service - 352-753-4508 or CustomerService@districtgov.org
- District Clerk - 352-751-3939
- District Property Management - 352-753-4022 or PropertyManagement@DistrictGov.org
- Finance - 352-753-0421
- Executive Golf - 352-674-1885
- Human Resources - 352-674-1905 or HumanResources@districtgov.org
- Public Safety - 352-205-8280 or publicsafety@districtgov.org
- Purchasing - 352-751-6700
- Recreation & Parks - 352-674-1800 or RecreationDepartment@districtgov.org
- Risk Management - 352-674-1828 or RiskManagement@districtgov.org
- Utilities - 352-750-0000 or Utilities@districtgov.org

If you do not know which department to contact, please call the District Customer Service Center at 352-753-4508.


There is a drop box available in the breezeway outside of the District office located at 984 Old Mill Run. If you need to drop off correspondence, please utilize the locked drop box.

Information Provided By...

The Villages®
Community Development Districts
Property Management

Earth Day 2022!

Earth Day was celebrated across the United States on Friday, April 22, 2022. District Property Management participated by performing a coordinated “trash and debris” pickup along roadways, in landscape beds, along basins and on other District-owned property.



Information Provided By...

The Villages®
Community Development Districts
Property Management

Earth Day 2022!

Hogeye Preserve is surrounded by neighborhoods, recreation areas and golf courses —including Everglades Recreation Center, Marsh View Pitch & Putt, Cattail Recreation Area and the new Lowlands Executive Golf Course. Closed to motorized vehicles, Villagers can enjoy a peaceful walk, run or bicycle ride and get a close-up view of graceful sandhill cranes, swift kestrels, burrowing owls and wading birds — along with tortoises, fox squirrels, water turkeys, bald eagles, and even alligators enjoying the marsh.



The District is also constructing a new amenity that will feature a premier walking trail along Black Lake Preserve, which will offer plentiful opportunities to view wildlife in their natural habitat.



Information Provided By...

The Villages®
Community Development Districts
Property Management

Earth Day 2022!

Our goal is to always maintain The Villages in a pristine condition, and we were able to do that and celebrate Earth Day in Florida's Friendliest Hometown. We encourage you to get out and visit some of our nature preserves. District Property Management is responsible to maintain our wetlands and preserves. There are over 1,400 acres of water retention areas and 2,700 acres of wetlands in The Villages, as well as 83 preserves. There is an abundance of areas that help protect our Florida ecosystem. Long known for preserving natural resources, The Villages community sets aside nature preserves and incorporates pathways, trails, and overlooks so residents can enjoy the beauty of the area and the natural habitat for wildlife and native plants.

The District Property Management team had a great time celebrating Earth Day by working to keep our community looking its best.



Information Provided By...

Happy Administrative Professionals Day!

On Wednesday, April 27, 2022, District Property Management celebrated Administrative Professional's Day. We could not perform our mission to preserve our community's aesthetic and environmental standards by managing, maintaining and preserving the District's physical assets, infrastructure and natural resources without our amazing, talented, dedicated and hardworking team of administrative professionals. They help us to maintain professionalism, dedication to excellence and adherence to our District core values in everything we do. They perform a myriad of essential duties from addressing resident inquiries, managing procurement processes, quality assurance audits on invoices, initiating work orders and purchase orders, developing and maintaining divisional management plans, developing standard operating procedures and much more. They support our Directors, Managers and Supervisors in more ways than we can count.



Information Provided By...

Happy Administrative Professionals Day!

Where does this important day come from? During World War II, there was a shortage of people with the skills of an administrative professional. In 1942, the National Secretaries Association was formed in order to recognize the contributions of administrative personnel to the economy, support their development and attract workers to the field. During their first year as an association, National Administrative Professionals Day was created. The designated moment of celebration was first dictated by the U.S. Secretary of Commerce, Charles W. Sawyer, as National Secretaries Week which was held from June 1st through June 7th. In 1955, Secretaries Week was moved to the last full week of April, with Wednesday marked as Administrative Professionals Day. In 1981, the name was changed to Professional Secretaries Week, but in the year 2000, it became Administrative Professionals Week in order to include the wide range of responsibilities and job titles of administrative staff in the modern economy. The day has undergone many name changes but the initial goal to celebrate and recognize all the hard work that administrative professionals do has remained the same. On behalf of all of District Property Management, thank you to Alisa, Dona, Andrea, Hope, Jerica, Nichole, Lora, Heather and Tammy. In addition, on behalf of Executive Golf Maintenance, thank you to Tamara Rolle.



Frequently Asked Questions and Answers

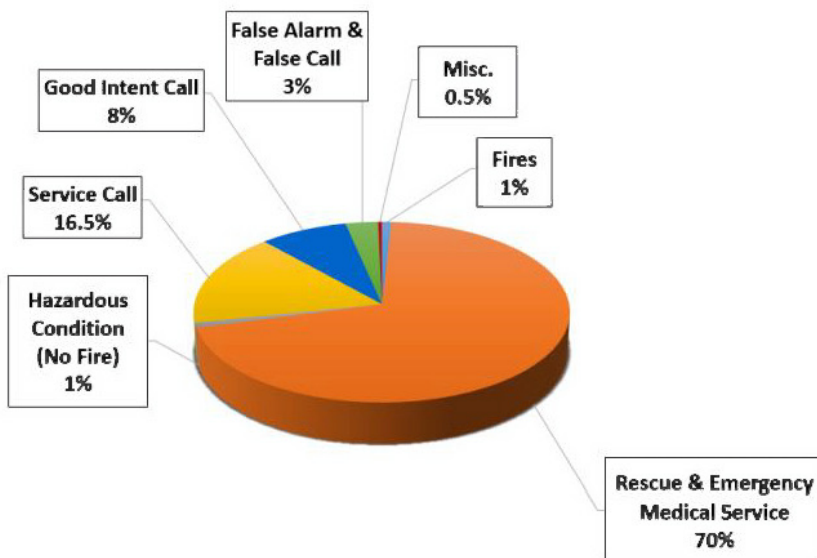


What types of calls do The Villages Public Safety personnel respond to?

The Villages Public Safety Department consists of 9 Fire Stations and 150 full-time Firefighters in addition to 6 Battalion Chiefs and 16 Administrative Personnel.

The Villages Public Safety Department responded to 24,552 in Fiscal Year 20/21.

Fiscal Year 21/20 Incident Types



Fires	221
Rescue & Emergency Medical Service	17,165
Hazardous Condition (No Fire)	211
Service Call	4,090
Good Intent Call	2,033
False Alarm & False Call	751
Miscellaneous	81

**May not total due to rounding*

Fiscal Year 20/21 Total Number of Incidents: 24,552

*Service Calls include persons in distress, water leaks, smoke/smell of smoke, smoke detector assistance.

Course Closures

The Villages®

Community Development Districts
Executive Golf

The Volusia, Palmetto and Yankee Clipper Executive Golf Courses will be closed Friday, May 6, 2022 through May 20, 2022. These closures are part of the approved capital cart path improvement project. We thank you for your patience during these closures.



Information Provided By...



Community Watch Offers Helpful Tips On Locating Your Car

On Saturday, April 16, 2022, the Craft Show in Brownwood Square drew a huge crowd. Community Watch found themselves extremely busy in the Brownwood parking lots helping visitors find where they parked their vehicles. In fact, we had 38 such calls asking us for assistance. The response from residents, when we did find the location, was very positive — especially when the vehicle was found in a completely different parking lot from where they thought they parked it!

Community Watch is always happy to help, but we would like to offer some helpful hints to prevent losing your vehicle at future events, whether here in The Villages or elsewhere.

Of course, you could more easily identify your car by tying a shower puff on it, as you may have seen some people do. If that isn't to your liking, another commonly used option is the "photograph method." After you park your car, take a picture of a building or other landmark that is closest to your parking spot. This way, when it is time to return to your vehicle, you just need to match up the picture to your location.

If you are comfortable using technology and have a mobile smart phone, there are several good apps out there that might assist you, such as "Find my Car" or "Car Locator." They are easy to use and work quite well. When you get to your parking spot, open the app and set your location. The app does the rest of the work for you. Once you are ready to go back to your car, open the app and hit the "locate my car" button. The app will then tell you which direction you need to go in order to locate your vehicle.

Of course, Community Watch and its friendly staff are always a phone call away ready to assist you in finding your vehicle at any time, day or night.

For more questions or comments, please contact Community Watch by email at CommunityWatch2@Districtgov.org or by phone at 352-753-0550.

Information Provided By...

The Villages®
Community Development Districts
Recreation & Parks



The Villages Nature Preserves

The Villages Recreation & Parks Department's nature preserves add another dimension to enrich the active and passive lifestyles of all residents and their guests by meeting their existing and future outdoor recreational needs. The two most predominant preserves are the Sharon Rose Weichens Preserve, 3514 Moyer Loop and Hogeye Preserve Pathway, 5219 Marsh Bend Trail. Out of respect for the natural environment and for your safety please remain on the paths and please leave the path with only footprints – take what you bring. Dogs are not permitted at the Sharon Rose Weichens Preserve, but are allowed on leash at the Hogeye Preserve Pathway.

Join Our Team



Join **OUR TEAM!**
NOW HIRING FOR EZELL & ALL OTHER LOCATIONS



The Villages®
Recreation & Parks



DistrictGov.org | HumanResources@DistrictGov.org

Information Provided By...

The Villages®
Community Development Districts
Recreation & Parks



World Tai Chi Day

World Tai Chi Day

Saturday, April 30 | 9am - 12pm

Lake Sumter Landing Market Square™

Educating the planet on how to boost the world's immune system with scientifically proven natural health practices.

Come watch, try and learn!

The Villages®
Recreation & Parks



For more information call: Annie Ting, 732-589-1754

The Villages Dog Parks

For the enjoyment of all residents and their pets, there are seven dog-friendly leash-free parks in The Villages. Dog parks are fenced-in play areas for both large and small dogs designed for dogs to run freely and socialize with other dogs. Please adhere to the guidelines in regard to your dog's size; the large area is for dogs over 30 lbs. and the small area is for dogs up to a maximum of 30 lbs. Please be considerate of others and all properties. Dog owners are responsible for picking up after their pets. Please take all waste home for disposal. Do not use storm drains or postal or recreation facilities for disposing of solid waste or plastic bags. In addition, please follow all county ordinances, including all dogs are required to be on a leash outside of the dog parks. For further information and a list of dog park locations, please click the following link – [The Villages Dog Parks](#). For more information on dog park guidelines, see the following page.

Dog Park

GUIDELINES



For most dog owners, going to the dog park is a fun way to let your dog get exercise while socializing with other dogs. In order to keep The Villages Dog Parks fun for all visitors, we all need to be mindful of proper dog etiquette when we visit.

HOURS OF USE 7:00 am to dusk.

- Enjoy the Dog Park at your own risk.
- All participants must have a Villages resident or Guest ID & Photo ID and be at least 13 years of age or older.
- Guests under 19 years of age must be accompanied by an adult 19 years of age or older.
- Proper attire is required.
- Dogs must be leashed while entering & exiting the Dog Park.
- Dog owners must have a leash with them at all times.
- Dog owners must be inside the fenced area and within the view of their dogs at all times.
- Dogs must be removed from the Dog Park at the first sign of aggression. Failure to do so will be brought to the attention of the Recreation & Parks Department.
- Dog owners or handlers are solely responsible for any injuries caused by dog(s) under their control.
- Only dogs that are spayed or neutered are allowed in the park.
- Dogs must wear current license tags and have up to date vaccinations.
- No more than 3 dogs are allowed per person on any one visit.
- Bag stations and trash cans are provided.
- Fill in any holes that your dog digs.

DistrictGov.org | 352-674-1800

© 2021 Village Center Community Development District. All Rights Reserved.

The Villages[®]
Recreation & Parks



Information Provided By Sumter County

PRESS RELEASE

Immediate Release:

April 27, 2022

Contact: Bradley Arnold

County Administrator

(352) 689-4400

bradley.arnold@sumtercountyfl.gov

Sumter County Ready for Mosquito Season and new Spraying Alert System

Sumter County, FL – With warmer and wetter weather comes mosquito season, which means Sumter County Mosquito Control is monitoring mosquito activity and the response necessary as larvaciding and adulticide spray activities will increase through October/November. Mosquito production is directly associated with weather conditions such as annual rainfall, temperature, and humidity.

Sumter County residents can now receive notice when spraying will occur in their area via Sumter County alerts. To sign up, go to www.sumtercountyfl.gov/alerts to register for weather and mosquito spraying alerts.

Spraying (adulticiding) operations occur nightly in different zones of the county, determined by adult mosquito light trap counts, landing rates, and identification submitted by citizen complaints. The Mosquito Control Division annually receives numerous requests for control of aquatic midges (blind mosquitoes). While aquatic midges are a nuisance, they do not bite, take blood, or carry/transmit disease; therefore, the focus is only on mosquitoes that can carry and transmit disease.

While Sumter County is not currently experiencing any mosquito-borne disease activity, the Mosquito Control Division wants to advise citizens to remain vigilant by taking these steps to avoid contact with mosquitoes:

- Remove standing water in old tires, buckets, drums or any other container.
- Clean clogged gutters and flat roofs that may have poor drainage.
- Empty plastic wading pools, birdbaths and pet water bowls at least once a week.
- Drain water from boats being stored.
- Fill in tree holes and hollow stumps that hold water.
- If you have an ornamental water garden, stock it with mosquito-eating fish (Gambusia, minnows or goldfish).
- Repair screening on windows, doors, porches and patios.
- Drain water from old pools not in use.

Information Provided By Sumter County

Also follow the 5 Ds to best protect yourself:

- **Dusk and Dawn.** Avoid being outdoors when mosquitoes are seeking a blood meal. For many species, their favorite feeding time is during the dusk and dawn hours.
- **Dress.** Wear shoes, socks, long pants, and a long sleeve shirt when outdoors for long periods or when mosquitoes are most active. Clothing should be light colored and made of tightly woven materials to keep mosquitoes away from the skin.
- **Drain.** Reduce the amount of standing water in or near your property by draining and/or removing it.
- **Deet.** Use an insect repellent containing Deet. Spray clothing with repellents containing permethrin or Deet because mosquitoes may bite through thin clothing. Always read the manufacturer's directions carefully before you put on a repellent.

Mosquitoes are more prevalent in wooded and swampy areas. Use Deet before going into high-risk areas or when outside during high-risk times. The most effective protection are products containing at least 20 to 30 percent diethyltoluamide (Deet). Follow the directions carefully and do not over apply. Children under 5 years old, adults over 55, and those with weakened immune systems are most vulnerable to mosquito-borne illnesses and should take extra precautions following the 5 Ds.

Animals also can suffer from mosquito-borne illnesses. Proper vaccination of horses will protect them from contracting Eastern Equine Encephalitis and West Nile Virus. Your pets also can be at risk. Mosquitoes can transmit canine/feline heartworms. See your veterinarian and place your pets on a heartworm preventative medication.

If spraying is cancelled, it's usually due to several different factors, which can be winds greater than 10 mph; temperatures cooler than 50 degrees F; rainy weather; or adult mosquito surveillance not meeting required thresholds for spraying.

If you have any questions, concerns, or requests for mosquito control operations in your area, please call Sumter County Mosquito Control at 352-689-4400.

www.sumtercountyfl.gov

###

###

Information Provided By...

April is Defensive Driving Month

Did you know that 40% of all vehicle accidents happen in intersections? 96% of those accidents are caused by driver errors. When approaching an intersection, watch for traffic flow, pedestrians, bicyclists and signal timing.

We all need to be reminded about road safety. Too often we think of intersections as only intersecting streets or highways; however, they really involve any point at which two vehicles can intersect in their paths of travel. Intersections include:

- Private driveways
- Exits from freeways
- Exits and entrances to shopping malls, plants and sites

Here are some of the most common causes of intersection accidents:

- Speed too fast for conditions
- Poor visibility
- Insisting on the right-of-way
- Failure to scan intersecting streets and drives for hazards
- Failure to stop
- Distractions



Good defensive driving habits:

- Always use your indicator or signal and make sure all your lights are clear and working.
- When drivers approach a street or drive, always scan as far as possible in both directions.
- If a vehicle is stopped at the intersection, they should watch the driver closely to see where they are looking.
- If the other vehicle does not see you, a friendly tap on the **horn** can help to alert them.

Information Provided By...

The Villages®

Community Development Districts
Risk Management

- If you see a vehicle approaching that is not slowing down, take immediate defensive action.
- Develop the habit of “covering” the brake at intersections (foot off the gas and positioned above the brake pedal).
- If you must slow or stop, you have lessened reaction time and shortened the stopping distance.
- When a traffic light turns green, don’t charge right out into the other street. You may meet that other driver who doesn’t believe that yellow or red traffic lights are there for a reason.
- If you must slow or stop, you have lessened the reaction time and shortened the stopping distance.
- If another driver insists on taking the right-of-way, give it to them.
- Always make sure that your signal turns off after you have made your turn.
- Always turn to the closest lane to you and not across into the far lane.
- If turning left, turn into the left lane. If turning right, stay in the closes right lane. Once you have completed your turn, then signal and change lanes if necessary.



Sources: <https://pgit.org/> <https://www.hseonline.com/>

Information Provided By...

For residents living in Village Community Development Districts 1-11, located in Sumter County, Marion County and The Villages of Fruitland Park.

- All Household Solid Waste and Yard Waste is picked up twice a week—same time, same truck, all together!
- All household waste should be placed in sealed tall kitchen trash bags or 20-30 gallon trash bags (any color with the exception of red, which is used for medical waste).
- All materials can be placed in the same bag, no need to sort!
- The trash bags should be left at the end of your driveway, **no garbage cans are allowed.**
- Each bag should weigh no more than forty (40) pounds.
- Bags must be placed for collection before 6:00 a.m. on your collection day or the night before (no sooner than 5:00 p.m.)
- Wrap broken glass or other sharp objects in newspaper and place them where they cannot cause injury.
- Limbs & branches should be bundled and tied and may not exceed 4” in diameter, 4’ in length or exceed 40 pounds.

Residents living in Village Community Development Districts 12 and 13 may contact Finance Customer Service at 352-750-0000 for additional information.

Town of Lady Lake Residents may contact Waste Management at 352-787-4416 with questions.

Unincorporated Lake County Residents (not including District 11) may contact Lake County Solid Waste at 352-343-3776 with questions.



Information Provided By...


How much is enough?

Have you wondered if your water bill and water consumption could be less, but not sure what it could drop to? The below tables are based on guidelines from SWFWMD and the University of Florida showing average monthly consumption based on the typical lot size for the types of homes in The Villages. With active management, your water bill could be significantly less, especially during the winter and the summer wet season.

To calculate usage for your home if you do not have a standard size home and lot, use the method as shown on the bottom of the How Much is Enough table.

If you live north of CR 466 with a single water meter

Your home is:	Your water usage should average this per month:
Patio	5,500 gallons
Courtyard	6,000 gallons
Ranch	9,800 gallons
Designer	9,700 gallons
Premier	20,200 gallons



If you live south of CR 466 or south of SR44 with an outdoor and indoor meter

Your home is:	Your water usage should average this per month:	
	Outdoor	Indoor
Patio	3,000 gallons	+2,700 gallons*
Courtyard	3,800 gallons	+2,700 gallons*
Ranch/Cottage	7,300 gallons	+2,700 gallons*
Designer/Garden	7,200 gallons	+2,700 gallons*
Premier	17,700 gallons	+2,700 gallons*

**2,700 gallons monthly average represents indoor usage for a household with two occupants, regardless of home size.*

Method for determining How Much is Enough for your home

$$\begin{aligned} \underline{\text{People in Home}} &\times 45 \text{ gpd} \times 30 \text{ days} &&= \\ \underline{\text{SF Irrigated Area}} &\times 28.3 \text{ in/year} \times .05194 \text{ (conversion factor)} &&= \underline{\hspace{2cm}} \\ \text{Monthly Total} &&&= \underline{\hspace{2cm}} \end{aligned}$$

Example

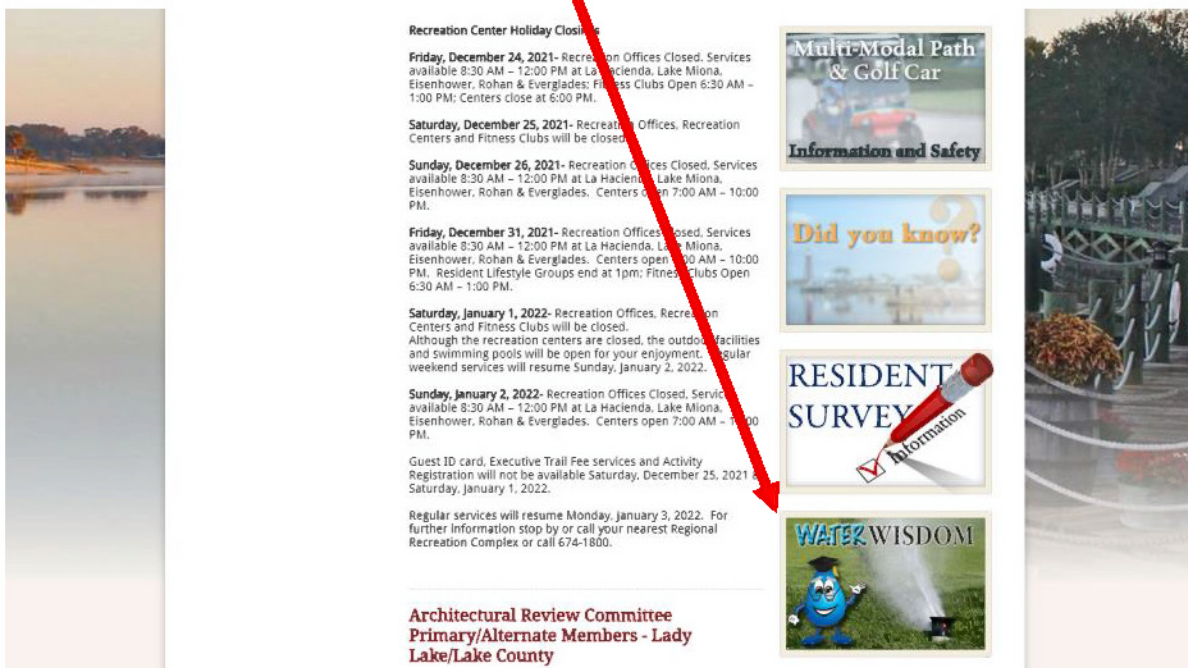
$$\begin{aligned} \underline{2} \text{ People in Home} &\times 45 \text{ gpd} \times 30 \text{ days} &&= \underline{2,700} \\ \underline{5,000} \text{ SF Irrigated Area} &\times 28.3 \text{ in/year} \times .05194 \text{ (conversion factor)} &&= \underline{7,400} \\ \text{Monthly Total} &&&= \underline{10,100} \end{aligned}$$

Where can I find information about water conservation?

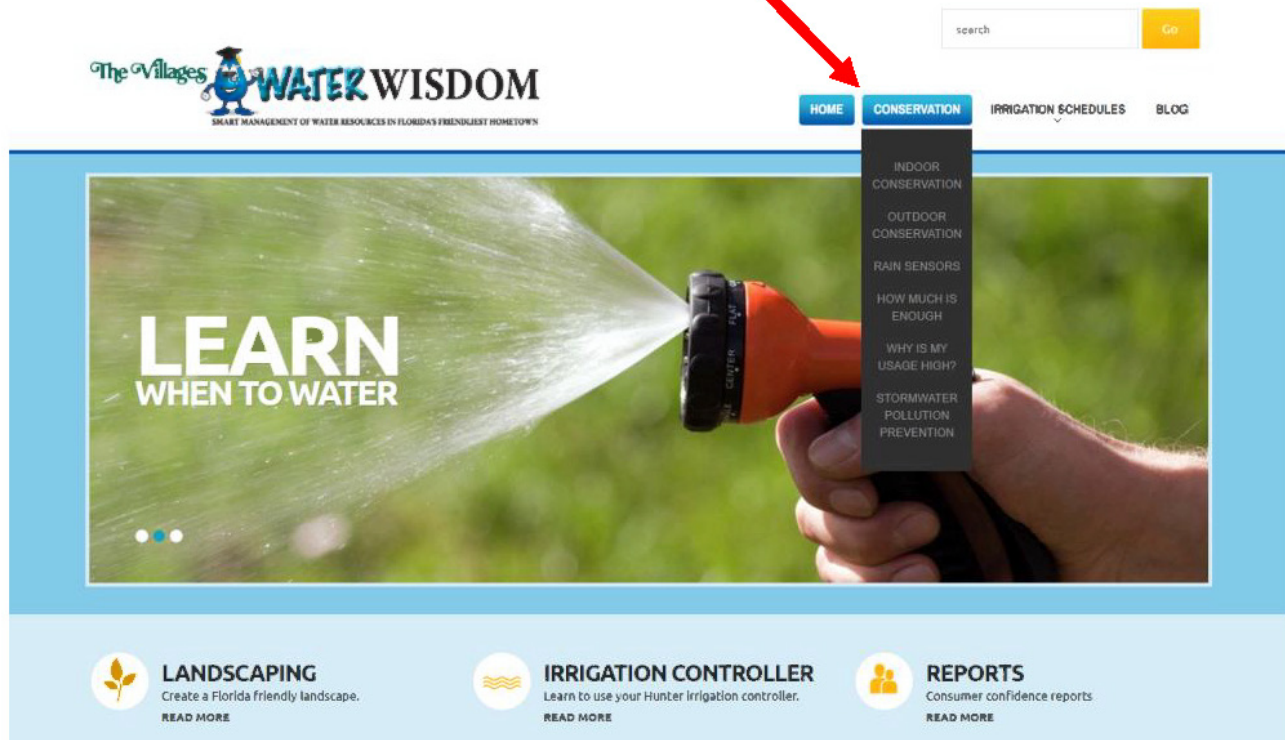
1. To learn about water conservation in your home, go to [DistrictGov.org](https://www.districtgov.org).



2. Scroll down and click on the 'Water Wisdom' Quick Link on the right-hand side of the page.



3. From here you can obtain tips for indoor and outdoor water conservation.



4. You can also learn more about why your water bill might be high, as well as how to check for leaks.



Information Provided By...



WATER SYSTEM MAINTENANCE

Preventative maintenance is occurring on the potable water system field valves throughout many areas of The Villages. Those customers serviced by Village Center Service Area (VCSA), Little Sumter Service Area (LSSA), North Sumter Utilities (NSU), Central Sumter Utilities (CSU) and South Sumter Utilities (SSU) that will be impacted will be notified 24 hours in advance of a temporary interruption in service and will receive the following notification:

THE PUBLIC DRINKING WATER MAINS IN YOUR AREA WILL BE SHUT DOWN TEMPORARILY FOR NEEDED MAINTENANCE. AS A PRECAUTION, UPON RETURN OF WATER SERVICE, WE ADVISE THAT ALL WATER USED FOR DRINKING, MAKING ICE, AND COOKING BE BOILED, FOR ALL OTHER HOUSE HOLD USES THE WATER IS ACCEPTABLE. A ROLLING BOIL OF ONE MINUTE IS SUFFICIENT. AS AN ALTERNATIVE, BOTTLED WATER MAY BE USED.

THIS "PRECAUTIONARY BOIL WATER NOTICE" WILL REMAIN IN EFFECT UNTIL THE MAINTENANCE TASK HAS BEEN COMPLETED AND A BACTERIOLOGICAL SURVEY SHOWS THAT THE WATER IS SAFE TO DRINK. THIS USUALLY CONSISTS OF A TWO-DAY SAMPLING PERIOD TO INSURE SAFE DRINKING WATER.

IF YOU HAVE ANY QUESTIONS, YOU MAY CONTACT DEANNA SIMMONS, FROM THE WATER DEPARTMENT AT (352) 259-2802 (NSU WWTP).

A notice with the addresses of the affected area along with this information will be left at the door of all impacted addresses. We appreciate your patience and cooperation in order to maintain the continued integrity and safety of the District Infrastructure.

A tentative schedule of the areas impacted in the upcoming week:

5/3/2022 — 3248 Atwell Avenue

5/3/2022 — 713 Evelyn Drive

5/4/2022 — 1714 Hilton Head Blvd

Information Provided By FDOT

Safe Mobility for Life Resource Center

Florida's Safe Mobility for Life Coalition develops many other resources to help aging road users stay safe and mobile. Please contact the resource center to request outreach materials:

Visit:

safemobilityfl.com/ResourceCenter.htm

Email:

contact@safemobilityfl.com

Call:

833-930-2952



GOLF CARTS

Tips on How to Use
Transportation Options
in Florida



SafeMobilityFL.com



SafeMobilityFL.com

Information Provided By FDOT

Golf carts can provide you with transportation to community activities and services including recreation, healthcare, education, and shopping.

It is important to prepare your golf cart properly to be safe. When driving on **roads designated by a local government for golf cart use**, your golf cart must have:

- ▶ Properly operating brakes
- ▶ Warning devices on both the front and back made of red reflective material
- ▶ Rearview mirror
- ▶ Properly operating steering wheel
- ▶ Properly inflated tires with good tread

Laws for Safely Operating Golf Carts in Florida

Florida law requires a local government to officially designate a road for use by golf carts. To determine whether golf carts can safely travel on or cross a road, a local government considers:

- ▶ **Speed**
- ▶ **Traffic** at various times of day
- ▶ **Types of traffic**, such as cars, bikes, and people

If a local government determines that golf carts can safely operate in a community, it passes an ordinance and posts signs on the road to show that golf carts are allowed.

Can I cross a state or county road in my golf cart?

You may **not** cross unless the crossing has been approved by the Florida Department of Transportation and local government and the crossing is properly marked with signs.

Can I drive my golf cart on sidewalks?

Golf carts are not allowed to operate on sidewalks unless approved by the local government, golf cart speeds do not exceed 15 miles per hour, and signs are posted.

Can I drive my golf cart on bike paths or shared-use trails?

Golf carts are **never** allowed on bike paths, but a local government may pass an ordinance allowing golf carts on shared-use trails.

Is there an age requirement to drive a golf cart?

Yes, you must be at least 14 years old to drive a golf cart on designated roads. However, check with your local government as it may have a higher age requirement.

What type of insurance do I need for my golf cart?

Check with your insurance company to determine what type of insurance you need to protect yourself and others.

Information Provided By FDOT



Golf carts are a popular way to travel, particularly in retirement communities. However, they are not recognized as on-road vehicles and can cause serious injuries if not driven correctly.

Do I need a driver license to drive a golf cart?

No, but the same vision requirements needed for safe driving are needed to safely drive a golf cart.

What time of day is it safe for me to drive my golf cart?

You may only drive your golf cart during daylight hours unless a community determines a golf cart may be driven outside of those hours. Then your golf cart must be equipped with headlights, turn signals, brake lights, and a windshield.

What should I remember while operating my golf cart?

- ▶ Never drive over 20 miles per hour
- ▶ Do **not** drive impaired
- ▶ Always watch out for people walking and riding bikes
- ▶ Limit passengers to the number of seats available
- ▶ Never allow anyone to stand on the back platform
- ▶ Do not allow small children to ride without an adult
- ▶ Always keep feet, legs, hands, and arms inside the golf cart unless using hand turn signals
- ▶ Always follow the same rules as a car while on the road
- ▶ Never park in a fire lane, in front of building entrances, or in accessible parking spaces or access aisles
- ▶ Consider adding safety belts and warning devices to your golf cart
- ▶ Always engage the parking brake and remove the keys when you step away from your golf cart

Information Provided By FDOT

Golf Carts vs. Low Speed Vehicles*

GOLF CART	LOW-SPEED VEHICLE
Maximum speed allowed	
20 mph	25 mph
Driver license required?	
No	Yes
Title and registration required?	
No	Yes
Insurance mandatory?	
No	Yes
Equipment requirements	
Efficient brakes	Headlights
Reliable steering device	Brake lights
Safe tires	Turn signals
Rearview mirror	Tail lamps
Red reflectors in both the front and rear	Reflex reflectors
When operating before sunrise or after sunset:	Parking brakes
Headlights	Rearview mirrors
Brake lights	Windshields
Turn signals	Safety belts
Windshield	Vehicle identification numbers (VIN)
Where can it be operated?	
On designated roadways with posted speed limits of 30 mph or less	On designated roadways with posted speed limits of 35 mph or less

* Check with your local government for any additional requirements.

If you convert a golf cart to a low-speed vehicle, you must obey state laws to drive low speed vehicles legally and safely on designated roads.



Where Can I Drive a Golf Cart?

Contact your City Hall or county government offices to learn local laws on driving your golf cart.

A golf cart is defined as a "motor vehicle designed and manufactured for operation on a golf course for sporting or recreational purposes and that is not capable of exceeding speeds of 20 miles per hour.."

Section 320.01(22), Florida Statutes

A low-speed vehicle is defined as any "four-wheeled vehicle whose top speed is greater than 20 miles per hour but not greater than 25 miles per hour, including, but not limited to, neighborhood electric vehicles."

Section 320.01(41), Florida Statutes

Information Provided By FDOT

BEFORE YOU GET ON THE ROAD, ASK YOURSELF:

- Have I overloaded my vehicle or trailer?
- Have I tied large objects directly to the vehicle?
- Is the entire load secured with rope, netting and straps?
- WOULD I FEEL SAFE DRIVING BEHIND MY VEHICLE?



**KEEP OUR ROADS CLEAN
KEEP OUR ROADS SAFE**

DRIVE IT HOME

KEEP OUR PARADISE LITTER-FREE®



CleanFLroads.com





The following facilities will be temporarily closed or have scheduled maintenance:

⇒ **Chula Vista Village Recreation Center Indoor Facilities, Outdoor Facilities and Adult Pool**

The Chula Vista Village Recreation Center Indoor Facilities, Outdoor Facilities and Adult Pool will be closed for maintenance on April 29th.

⇒ **Savannah Regional Recreation Complex Shuffleboard Courts**

The Savannah Regional Recreation Complex Shuffleboard Courts will be closed for resurfacing May 2nd through May 20th.

⇒ **Savannah Regional Recreation Complex Indoor Facilities, Outdoor Facilities and Sports Pool**

The Savannah Regional Recreation Complex Indoor Facilities, Outdoor Facilities and Sports Pool will be closed for maintenance on May 2nd.

⇒ **Mulberry Grove Regional Recreation Complex Sports Pool**

The Mulberry Grove Regional Recreation Complex Sports Pool will be closed for maintenance April 26th until further notice.

⇒ **Laurel Manor Regional Recreation Complex Indoor Facilities, Outdoor Facilities and Sports Pool**

The Laurel Manor Regional Recreation Complex Indoor Facilities, Outdoor Facilities and Sports Pool will be closed for maintenance on May 6th.

⇒ **Bridgeport Village Recreation Center Indoor Facilities, Outdoor Facilities and Family Pool**

The Bridgeport Village Recreation Center Indoor Facilities, Outdoor Facilities and Family Pool will be closed for maintenance on May 5th.

⇒ **Bridgeport Village Recreation Center Shuffleboard Courts**

The Bridgeport Village Recreation Center Shuffleboard Courts will be closed April 11th through May 2nd.

⇒ **Lake Miona Regional Recreation Complex Sports Pool**

The Lake Miona Regional Recreation Complex Sports Pool will be closed for maintenance April 22nd through June 4nd.

⇒ **Bacall Village Recreation Center Key Largo Room**

The Bacall Village Recreation Center Key Largo Room will be closed for maintenance May 2nd through May 8th.



The following facilities will be temporarily closed or have scheduled maintenance:

⇒ **Coconut Cove Village Recreation Center Indoor Facilities, Outdoor Facilities and Family Pool**

The Coconut Cove Village Recreation Center Indoor Facilities, Outdoor Facilities and Family Pool will be closed for maintenance March 28th through May 3rd.

⇒ **Colony Cottage Regional Recreation Complex Indoor Facilities, Outdoor Facilities and Sports Pool**

The Colony Cottage Regional Recreation Complex Indoor Facilities, Outdoor Facilities and Sports Pool will be closed for maintenance on April 29th.

⇒ **Brinson Perry Canine Dog Park**

The Brinson Perry Canine Dog Park will be closed for maintenance April 4th through May 13th.

⇒ **Bradenton Village Recreation Center Indoor Facilities, Outdoor Facilities and Family Pool**

The Bradenton Village Recreation Center Indoor Facilities, Outdoor Facilities and Family Pool will be closed for quarterly cleaning on May 9th.

⇒ **Captiva Village Recreation Center Pickleball and Tennis Courts**

The Captiva Village Recreation Center Pickleball and Tennis Courts will be closed for maintenance April 25th until further notice.

⇒ **Rohan Regional Recreation Complex Tennis Courts**

The Rohan Regional Recreation Complex Tennis Courts will be closed for maintenance on April 25th until further notice.

⇒ **Moyer Village Recreation Center Indoor Facilities, Outdoor Facilities and Family Pool**

The Moyer Village Recreation Center Indoor Facilities, Outdoor Facilities and Family Pool will be closed for quarterly maintenance on May 4th.

⇒ **Ezell Regional Recreation Complex Fit Club**

The Ezell Regional Recreation Complex Fit Club will be closed for maintenance May 16th through May 20th.

⇒ **St. Catherine Neighborhood Recreation Area Parking Lot**

The St. Catherine Neighborhood Recreation Area Parking Lot will be partially closed for resurfacing April 30th through May 1st.

Information Provided By...

The Villages®
Community Development Districts
Community Standards

ARCHITECTURAL REVIEW COMMITTEE

HAVE AN EYE FOR GOOD *Design?*

- Do you love the aesthetic beauty and design of your community?
- Do you have experience in architecture, landscaping or reading site plans?
- Do you want to participate in keeping your community beautiful?

COME JOIN YOUR LOCAL ARCHITECTURAL REVIEW COMMITTEE AS A *Volunteer!*



The Villages®
Community Development Districts
Community Standards

For More Information: DistrictGov.org | ArchReview@DistrictGov.org | 352-751-3912

Village Community Development District No. 6 (District 6), No. 10 (District 10), and the Lady Lake / Lake County portion of The Villages north of County Road 466 are all seeking alternate members to serve on the Architectural Review Committee.

The alternate applicant must be a full time resident of the District they are applying for and have lived in The Villages for at least one year. Candidates are recommended to have education and/or experience in any of the following areas: architecture, ability to read site plans, residential/commercial construction, building management, deed restricted communities, landscaping, county code enforcement, etc.; however, this is not required. The Committee meets weekly, on Wednesdays at 8:00 AM for approximately 2-4 hours.

If you are interested in becoming an alternate member on the Architectural Review Committee, complete the application by clicking one of the following links: [District 6 Application](#), [District 10 Application](#), [Lady Lake /Lake County Application](#) and returning it to the Community Standards Department, 984 Old Mill Run, The

The Villages®
Community Development Districts
Community Standards

COMMUNITY STANDARDS DEPARTMENT
ARCHITECTURAL REVIEW COMMITTEE
VOLUNTEER MEMBER FOR
VILLAGE COMMUNITY DEVELOPMENT DISTRICT NO. 7

APPLICATION FOR MEMBERSHIP

This application **must** be returned to the Community Standards Department, 984 Old Mill Run, The Villages, Florida **no later than 5:00 p.m. on April 16, 2021.**

I understand that being a member of the Architectural Review Committee (ARC) is a volunteer position with a four year commitment where I will spend approximately two hours every week as a committee member. **The applicant must be a full time resident of Village Community Development District No. 7 and have lived in The Villages for at least one year.** Committee members are recommended to have education and/or experience in any of the following areas: architecture, ability to read site plans, residential/commercial construction, building management, deed restricted communities, landscaping, county code enforcement, etc.

1. Please briefly describe your past business or career paths.

2. What special skills or education do you have that would benefit the ARC? (Please include special skills, experience or training such as architect, ability to read site plans, builder, condo/building management, working with deed restricted communities, etc.)

3. Are you familiar with your deed restrictions and/or covenants? Y N`

Signature _____

Phone _____

Print Name _____

Village of _____

Address _____

Date _____

Village Community Development Districts
984 Old Mill Run, The Villages, Florida 32162
Business Phone: 352-751-3912 Business Fax: 352-751-6707

SAMPLE
For each District's Application, please see the previous page.