

Contact Us:

Customer Service
(352) 753-4508

Administration
(352) 751-3939

Budget
(352) 674-1920

Community Standards
(352) 751-3912

Community Watch
(352) 753-0550

Property Management
(352) 753-4022

Finance Customer Service
(352) 750-0000

Human Resources
(352) 674-1905

Public Safety
(352) 205-8280

Purchasing
(352) 751-6700

Recreation Administration
(352) 674-1800

Risk Management
(352) 674-1828

Utility Operations
(352) 751-3939

District Weekly Bulletin



This photo was submitted by Tracy Whitten, Recreation & Parks Department, as part of the photo contest for the cover of the annual Village Community Development District VCCDD. Audit Report. To view the entire audit report for VCCDD or any of The Village Community Development Districts, please visit [DistrictGov.org](https://www.districtgov.org).

CDD Orientation

This valuable program is held on the **second** and **fourth** Thursday of the month at 10:00 AM in the District office located at 984 Old Mill Run in Lake Sumter Landing. For additional information, please contact the District Customer Service Center at 352-753-4508.

Save the Date



15TH ANNUAL Hurricane Expo

Friday, May 6 @ 10am – 2pm

Savannah Recreation Complex | 1545 Buena Vista Blvd, The Villages



AFTER TWO YEARS IT'S BACK!

- Join government agencies and local businesses to learn how to prepare for a storm and receive recovery assistance if a hurricane does hit close to home.
- Sign language interpreter available.

SPECIAL POINTS OF INTEREST

- Daniel Noah – Meteorologist, National Weather Service
- Bring your Weather Radio for programming at The Villages Public Safety Department and Sumter County Emergency Management Tables
- Blood Drive is being provided by Oneblood
- Enter to win one of ten Midland Weather Radios at The Villages Public Safety Department table
- WVLG am Radio Broadcasting from Savannah Regional Recreation Center



Call 1.888.9.DONATE to set an appointment or just stop by!
9 3 6 6 2 8 3

Disaster Supply Kit Information

How and what to pack for you and your pets.

Special Needs Registration

Where and how to apply. Help your local Emergency Management Division help you.

Managing Health Issues

If disaster threatens: what you need to know and how to prepare.

Inland Threats & Hazards

YES! Central Florida can feel the side effects of a hurricane.

Insurance

Are you covered? Hurricane season begins June 1.

In lieu of admission fee, please bring nonperishable food for the local food banks.

For more information or how to become an EXPO vendor, email Emergency Resource Specialist Lt. John Longacre Lt.John.Longacre@gmail.com



The Villages®
Community Development Districts
Public Safety

© 2022 Villages Center Community Development District. All Rights Reserved.

A Message from the Fire Chief

The Villages Public Safety Department is known for our first-rate delivery of emergency and non-emergency services. Second to life safety, customer service is our critical focus when interacting with members of the community. Our personnel take pride in the conveyance of customer service and strive to hold all department members to that standard.

In keeping with that objective, I would like to share some of the letters we've received from residents over the next few months to highlight our outstanding front-line personnel and the important job they do in our community.

— Chief Edmund Cain



“We would like to say a big thank you to the C-shift guys who came to our home Wednesday evening, March 9th, after a table lamp in our bedroom exploded and flamed. Fortunately, it was just a flash fire, and nothing burned but I just felt it was best to have everything checked. These guys were most professional, checking everything and assured us that everything was ok. Unfortunately, we didn't get their names but want to let them know what a great job they did. It is people like them that make our community safe.”

— Residents of the Village of Hadley


Thank you to Alex Dacek, Firefighter EMT (L) Jorge Molina, Firefighter Paramedic/Driver Engineer (R) Mike Stephens, Lieutenant (M).





Where can I find information on The Villages Independent Fire Control and Rescue District?

1. To find information on The Villages Independent Fire Control and Rescue District, visit the District website at DistrictGov.org.



2. On the left-hand side of the page in the Quick Links menu, click on “The Villages Independent Fire Control and Rescue District.”





3. On this page, you will find Frequently Asked Questions and cost comparison charts about The Villages Independent Fire Control and Rescue District.

4. Scroll down on the page and click on 'Additional Independent Fire District FAQ's' to view answers to more general questions.

So, what happens now?

Upon approval by the Governor, House Bill 995 will appear on the General Election Ballot on November 8th for the voters to decide on the creation of The Villages Independent Fire Control and Rescue District.

As an interested Resident, what can I do to help?

This process allows for you as a Resident to decide on the establishment of The Villages Independent Fire Control and Rescue District on November 8th. You can further assist by ensuring that your friends and neighbors are aware of the most current information by visiting DistrictGov.org and reading the District Weekly Bulletin. We want to ensure that everyone has access to the most beneficial information to make an informed decision in November.

- [Additional Independent Fire District FAQ's](#)
- [Press Release](#)
- [Expanded Price Comparison Chart](#)

5. Click on 'Expanded Price Comparison Chart' to view a more extensive price difference chart with additional examples.

Save the Date

CDD Orientation

You are invited to attend our “Introduction to your Special Purpose Local Government” informational program. You will learn how the districts operate and learn other important community information about the people, services, and other supporting entities that help make The Villages a premier community.

No sign-ups or fees are required for this presentation. This valuable program is held on the second and fourth Thursday of the month at 10:00 AM at the District office located at 984 Old Mill Run in Lake Sumter Landing.

CDD Orientation dates in May:

- May 12, 2022
- May 26, 2022

For additional information, please call the District Customer Service Center at 352-753-4508.

After Hours with the District — The Villages Market Night

Mark your calendars to join us after hours to meet District staff and discuss what a unique community you live in! Your District government will be attending the following Market Nights in June, we hope to see you there!

- Tuesday, June 7, 2022 from 5:00 PM – 9:00 PM at Spanish Springs Town Square for Vendor Market Night.
- Wednesday, June 8, 2022 from 5:00 PM – 9:00 PM at Lake Sumter Landing Market Square for Vendor Market Night.
- Thursday, June 9, 2022 from 5:00 PM – 9:00 PM at Brownwood Paddock Square for Vendor Market Night.

Please join us after hours to learn more about the services available to you and to take the opportunity to have your questions answered by District staff.

Information Provided By...



Community Watch Wellness Checks Play an Important Role

Sometimes persistence pays off, especially if you are a Community Watch (CW) Dispatcher. Recently, Patrol Driver Robert Livingston and Dispatcher Candy Langton proved that point while performing a wellness check after noticing that several newspapers had piled up in a resident's driveway.

On May 1, 2022, Community Watch Patrol Driver Robert Livingston spotted two newspapers in the driveway of a Village of Fernandina residence. When Robert approached the house, he noticed four more newspapers sitting by the door. When he did not get a response by knocking on the door, he checked with the neighbors on both sides of the home to see if they had any information on the resident. When the neighbors stated that they hadn't seen the homeowner in a few days, that raised major red flags for Robert. He immediately called CW Dispatch to report his findings and Dispatcher Candy Langton took charge.

Following her dashboard protocols, Candy first attempted to call the homeowner. When she did not get an answer, she then called the two emergency contacts listed and had to leave both of them messages. Next, she called all local hospitals to see if the resident was a patient. After learning that he was not, red flags began to go off in Candy's head too. At this time, one of the resident's emergency contacts, his sister, called Candy back and said she would try and make contact with him. After not being able to reach him either, she called back sounding worried and told Candy she would like law enforcement to be called. Sumter County Sheriff's Office (SCSO) was then contacted to perform a well-being check on the resident. Patrol Driver Robert Livingston, who was still at the residence, reported that SCSO arrived with two deputies who made the decision to breach the front door and make entry into the home. SCSO then called for backup and EMS, Sumter Ambulance and The Villages Public Safety Department soon arrived on the scene. The resident was transported from the home to the hospital and CW planned to do extra patrols on the home as the lock on the front door was broken during entry.

With a good eye from a CW Patrol Driver and the persistence of a CW Dispatcher, this resident was able to receive proper emergency care and is going to be okay. Thank you to the Community Watch team members and to our first responders for ensuring the safety and well-being of this Villager.

District 4 Q&A Meeting

Monday, May 9, 2022

Purpose: An opportunity for District 4 residents to communicate with their Board of Supervisors in an informal setting with no agenda, no time limits, and no microphones

Location: Mulberry Grove Recreation Center

Time: Begins at 7:00 p.m. and ends at 9:00 p.m. (Residents may arrive and leave on their own schedules)



Cliff Wiener

This month's Question & Answer meeting will be hosted by **Cliff Wiener**, District 4 Board of Supervisors representative & Vice Chair. Cliff joined the Board of Supervisors in 2018 after having served on the Architectural Review Committee. Cliff also serves on The Villages Multi-Modal Path Discussion Group, representing District 4.

For nearly 5 years, District 4 has been providing these informal, evening-time meetings for its residents to discuss whatever is on their minds regarding the day-to-day operations of The Villages. This opportunity is one that very few Villagers have available to them.

Join Supervisor Wiener and other residents to get questions answered, share concerns, offer suggestions, and/or address rumors.

For more information: Call District 4 Supervisor Don Deakin at (352-750-5395; or send an Email to: DRDeakin@aol.com or Don.Deakin@DistrictGov.org.

Information Provided By...

The Villages®
Community Development Districts
Office of Management and Budget

As we continue with our Fiscal Year 2022-23 Budget process, we will be conducting several budget reviews and budget workshops during the month of May. These reviews and workshops will include an in-depth review of the line-item budget, maintenance assessment rate schedule, working capital & reserve balances, and capital improvement plan updates with Board Supervisors and Committee Members.

We start the process with three FY22-23 Budget Review sessions that will take place during the regular Committee/Board meetings:

May 9, 2022 at SeaBreeze Recreation Center

- Project Wide Advisory Committee — 8:30 AM

May 11, 2022 at Savannah Recreation Center

- Amenity Authority Committee — 9:00 AM

May 12, 2022 at Everglades Recreation Center

- WUDD — 8:00 AM
- District 12 — 9:30 AM
- District 13 — 11:00 AM
- District 14 — 1:30 PM



Below is the schedule for the FY22-23 May Budget Workshops:

May 16, 2022 at SeaBreeze Recreation Center

- District 7 — 8:00 AM
- District 9 — 10:00 AM
- District 10 — 1:30 PM
- District 11 — 3:00 PM

Information Provided By...

The Villages®
Community Development Districts
Office of Management and Budget

May 18, 2022 at Savannah Recreation Center

- District 1 – 8:00 AM
- District 2 – 9:30 AM
- District 3 – 11:00 AM
- District 4 – 1:30 PM

May 25, 2022 at SeaBreeze Recreation Center

- District 5 – 8:00 AM
- District 6 – 9:30 AM
- District 8 – 11:00 AM

May 27, 2022 at SeaBreeze Recreation Center

- NSCUDD – 3:00 PM

You may view the meeting's agenda the week prior to each meeting. All meetings are public and residents are encouraged to provide input. There are several ways in which you may provide comments; by attending the District meetings, Committee meetings, or Budget Workshops, contacting your District Board Supervisor or Committee members, or you may also contact Brandy Cook, Budget Director, by email at Brandy.Cook@Districtgov.org.

Information Provided By...



2022 Senior Games Results

Results for 2022 Senior Games events are now available on thevillageseniorgames.com. Keep Training for Greatness! The 2023 Senior Games will be held from Saturday, April 15, 2023 to Sunday, April 23, 2023.

Renew & Replace

District Property Management and the Recreation & Parks Department work together to maintain the facilities. This includes, but is not limited to, court resurfacing, swimming pool remodels, recreation center renovations and more. Notices of upcoming projects are placed at the facilities in advance at the courts, on the bulletin boards and on the District website's [What's Happening](#) page.

Last Square Event of the Season!



SQUARE EVENT
at Lake Sumter Landing™

QIGONG

MAY 10 | 8AM

**Lake Sumter Landing
Market Square™**

Join us as we use exercises to optimize energy within the body, mind, and spirit, with the goal of improving and maintaining health and well-being.

Bring your own mat.

FREE EVENT | REGISTRATION REQUIRED
Register at any regional recreation complex or online at DistrictGov.org

For more information: DistrictGov.org | RecreationDepartment@DistrictGov.org | 352-753-1716

Frequently Asked Questions and Answers



Submit Feedback,
Inquiry, or Concern

Who do I contact about mosquitos in my area?

Mosquito control falls under the purview of the county in which you reside. If you have questions or concerns about mosquitos in your area, please contact your county office:

- **Sumter County** — **352-689-4400** or <https://www.sumtercountyfl.gov/193/Mosquito-Control>
- **Lake County** — **352-343-9682** or https://www.lakecountyfl.gov/departments/public_works/environmental_services/mosquito_and_aquatic_plants/mosquito_management.aspx
- **Marion County** — **352-622-7744** or <http://marion.floridahealth.gov/programs-and-services/environmental-health/mosquito-borne-disease-prevention/index.html>

Tips from the Centers for Disease Control and Prevention on mosquito bite prevention can be found on the following pages.



Information Provided By the CDC

MOSQUITO BITE PREVENTION

HOW TO PROTECT AGAINST MOSQUITO BITES



Mosquitoes bite during the day and night. They live indoors and outdoors. Protect your family from mosquito bites. Use insect repellent, wear long-sleeved shirts and pants, and take steps to control mosquitoes indoors and outdoors.

Use insect repellent

- Use Environmental Protection Agency (EPA)-registered insect repellents with one of the following active ingredients: DEET, picaridin, IR3535, oil of lemon eucalyptus, para-menthane-diol, or 2-undecanone.
- Always follow product label instructions.
- Reapply insect repellent as directed.
 - » Do not spray repellent on the skin under clothing.
 - » If you are also using sunscreen, apply sunscreen first and insect repellent second.
- The effectiveness of non-EPA registered insect repellents, including some natural repellents, is not known.



Wear long-sleeved shirts, pants Treat clothes and gear

- Wear long-sleeved shirts and pants.
- Treat items such as boots, pants, socks, and tents with permethrin or buy permethrin-treated clothing and gear.
 - » Permethrin is an insecticide that kills or repels mosquitoes.
 - » Permethrin-treated clothing will protect you after multiple washings. See product information to find out how long the protection will last.
 - » If treating items yourself, follow the product instructions.
- Do not use permethrin products directly on skin.



EPA-registered active ingredients

Higher percentages of active ingredient provide longer protection

DEET

Picaridin (known as KBR and icaridin outside the US)

IR3535

Oil of lemon eucalyptus (OLE)

Para-menthane-diol (PMD)

2-undecanone

The EPA's search tool is available at: www.epa.gov/insect-repellents/find-insect-repellent-right-you



Find the insect repellent that's right for you by using EPA's search tool.



U.S. Department of
Health and Human Services
Centers for Disease
Control and Prevention

Information Provided By the CDC

MOSQUITO BITE PREVENTION

Protect babies and children

- Always follow instructions when applying insect repellent to children.
- Do not use insect repellent on babies younger than 2 months old.
 - » Instead dress your child in clothing that covers arms and legs.
 - » Cover strollers and baby carriers with mosquito netting.
- Do not use products containing oil of lemon eucalyptus (OLE) or para-menthane-diol (PMD) on children younger than 3 years old.
- Do not apply insect repellent onto a child's hands, eyes, mouth, cuts or irritated skin.
 - » Adults: spray insect repellent onto your hands and then apply to a child's face.



Control mosquitoes indoors

- Keep windows and doors shut and use air conditioning if possible.
- Use, install, or repair window and door screens.
- **Once a week**, empty or throw out any items that hold water like vases and flowerpot saucers.
- Use an indoor insect fogger or indoor insect spray to kill mosquitoes and treat areas where they rest. These products work immediately, but may need to be reapplied. Always follow label instructions.

Control mosquitoes outdoors

- **Once a week**, empty or throw out any items that hold water like vases and flowerpot saucers.
- Tightly cover water storage containers (buckets, rain barrels, etc.)
- For containers without lids, use mesh with holes smaller than an adult mosquito.
- Use larvicides to treat large containers of water that will not be used for drinking and cannot be covered or dumped out.
- Use an outdoor insect spray in dark humid areas where mosquitoes rest, like under patio furniture or in the carpet or garage. Always follow label instructions.
- If you have a septic tank, repair cracks or gaps. Cover vent or plumbing pipe openings using mesh with holes smaller than an adult mosquito.



Learn more: www.cdc.gov/mosquitoes

Information Provided By...

The Villages®
Community Development Districts
Property Management

Help Protect our Villages Water System



Dog waste is becoming an increasing concern for the Environmental Protection Agency. They estimate that just 2-3 days' worth of waste from only 100 dogs can contribute enough bacteria to temporarily close a bay and all watershed areas to swimming or shell-fishing within 20 miles.

Consider this: There are now more than 77 million dogs living in the United States and the average dog deposits about $\frac{3}{4}$ pounds of waste each day. What first appears as a small amount quickly adds up. That amounts to 267,500 tractor-trailers filled with dog waste. Lined up, they would stretch 3,800 miles, from Boston to Seattle. That's 10 million tons each year.

Some people are conscientious about picking up after their dogs, but many are not, and the risks are having an impact on our community. Pet waste is one of the many contributors to stormwater pollution that can degrade water quality. During rainfall, pet waste left on lawns, beaches, trails, and sidewalks washes into storm drains or into water bodies. Additionally, many are tossing their "doggie bags" of pet waste into our stormwater system. This is extremely damaging to our infrastructure and our groundwater system (which is the water you drink). Plastic bags are typically non-biodegradable and can clog the stormwater system which leads to premature failure and localized flooding, and the waste within those dog bags will eventually enter the groundwater system releasing bacteria which ultimately enters our Florida Aquifer system.

Information Provided By...

Dog waste is more than just a gross and unsightly mess — it's an environmental pollutant and a human health hazard. When left on the ground or worse, thrown into a stormwater drain, the waste eventually breaks down and washes into the water supply, polluting our basins, streams, creeks, and other local waterways. This results in algae blooms — a stagnant blanket of green over our water bodies.

We ask that you please take a moment to realize that one of the leading sources of water pollution in communities across America is entirely preventable and can be eliminated overnight. Dog owners are responsible for picking up after their pets and throwing any waste into a trash receptacle. Never throw dog waste into stormwater drains, stormwater inlets, or any of our more than 500 lakes, basins and ponds in The Villages.

Our mission is to make The Villages safer for everyone and ensure that everyone enjoys living, working and playing in Florida's Friendliest Hometown. Please help us, and The Villages, by picking up after your pooch and disposing of it properly.

If you have any questions or concerns, please contact District Property Management at 352-753-4022, or via e-mail at PropertyManagement@DistrictGov.org.



DOG WASTE
TRANSPORTS BACTERIA
CONTAMINATES DRINKING WATER
LEASH-CURB AND CLEAN UP
AFTER YOUR DOG
IT'S THE LAW!
\$25.00 TO \$200.00 FINE

Stormwater pollution is the bacteria, chemicals, metals, nutrients and other contaminants that wash over land and pavement, then down storm-drains and into our waterways—affecting the cleanliness and health of the water that we rely on for drinking and recreation.

Dogs produce a lot of waste, which over time, can pose a health threat to swimmers, wildlife, and water quality.

Dog waste carries high levels of harmful E. coli bacteria and other pathogens that can wash into storm drains and waterways, increasing public health risks and causing infections, such as the following:

- **Campylobacteriosis:** A bacterial infection that causes diarrhea in humans.
- **Giardiasis:** A protozoan infection of the small intestine that can cause diarrhea, cramping, fatigue, and weight loss.
- **Salmonellosis:** Symptoms include fever, muscle aches, headache, vomiting, and diarrhea.
- **Toxocariasis:** An animal to human infection that is caused by roundworms found in the intestines of dogs. The parasite can cause vision loss, rash, fever or cough, and is a particular threat to children exposed to parasite eggs in sand and soil.

You Can Help Prevent Stormwater Pollution.

- When you walk your dog, make sure to carry a plastic bag with you so that you can pick up the waste and dispose of it properly. Flushing is the best disposal method (don't flush the plastic bag), but you can also dispose of it in a trash can.
- Deliberately leaving pet waste on the ground is not only unpleasant and unhealthy, it is often punishable by fines.

We're working with your town to reduce stormwater pollution. More at www.neponsetstormwater.org



Source: [https://www.doodycalls.com/articles/blog/pet-friendly-communities/epa-says-dog-poop-is-an-environmental-hazard-on-/](https://www.doodycalls.com/articles/blog/pet-friendly-communities/epa-says-dog-poop-is-an-environmental-hazard-on/)


Information Provided By...

It's May, which means Florida is heating up. May is National Heat Awareness month. Working outside in extreme heat, or enjoying the weather on the weekends can cause heat-related illness if not prevented. This May, practice safe measures and keep them in mind year-round when out in the hot, humid, Florida weather.

What are the different types of heat illness?

HEAT STROKE:

- High body temperature (103°F or higher)
- Hot, red, dry, or damp skin
- Fast, strong pulse
- Headache, dizziness, or confusion
- Loss of consciousness (passing out)
- Nausea



Heat Stroke is a medical emergency! Know what to do:

1. **Call 911 right away.**
2. Move the person to a cooler place.
3. Help lower the person's temperature with cool cloths or a cool bath.
4. Do not give the person anything to drink.

HEAT EXHAUSTION:

- Heavy sweating
- Cold, pale, and clammy skin
- Fast, weak pulse
- Nausea or vomiting
- Muscle cramps
- Tiredness or weakness
- Dizziness, headache or fainting

Know what to do:

1. Move to a cool place.
2. Put loose, cool and wet cloths on your body or take a cool bath.
3. Sip water.
4. Get medical help right away if you are throwing up, symptoms get worse or last longer than 1 hour.



Information Provided By...

HEAT CRAMPS:

- Heavy sweating during intense exercise
- Muscle pain or spasms

Know what to do:


1. Stop physical activity and cool down.
2. Drink water or a sports drink.
3. Wait for cramps to go away before additional physical activity.
4. Get medical help right away if on a low-sodium diet, have heart problems, or have cramps lasting longer than 1 hour.

SUNBURN:

- Painful, red, and warm skin
- Blisters on the skin

Know what to do:

1. Prevention — always wear sunscreen. Apply it to your skin every day. Avoid sun in the middle of the day, from around 10 AM to 3 PM. The ultraviolet rays, which cause sunburn, are strongest during this time. Wear protective clothing and wear sunglasses that filter UV light.
2. If you do get burned, stay out of the sun until sunburn heals.
3. Put on cool cloths or take a cool bath.
4. Use moisturizing lotion on sunburned areas.
5. Do not break blisters.



HEAT RASH:

- Red clusters of small blisters that look like pimples on the skin

Know what to do:

1. Stay in a cool, dry place.
2. Keep the rash dry.
3. Use baby powder to soothe.

Information Provided By...

DEHYDRATION:

- Thirst
- Less-frequent urination
- Dry skin
- Fatigue
- Light-headedness
- Dizziness
- Confusion
- Dry mouth and mucous membranes
- Increased heart rate and breathing



Know what to do:

1. Prevention — make sure you have plenty of water or fluids with electrolytes. Don't wait until you're thirsty; hydrate consistently while working by drinking approximately 1 cup every 15-20 minutes.
2. Simple rehydration is recommended by drinking fluids. Many sports drinks on the market effectively restore body fluids, electrolytes, and salt balance. Cases of serious dehydration should be treated as a medical emergency, and hospitalization, along with intravenous fluids, is necessary. Immediate action should be taken.



Heat Illness is preventable. Follow heat safety prevention to keep you and your loved ones safe this summer.

Source: <https://www.fdacs.gov/Agriculture-Industry/Heat-Illness>

The Villages®
Community Development Districts
Purchasing

PURCHASING DEPARTMENT

The Village Center Community Development District's (VCCDD) Purchasing Department provides purchasing services to all Village Community Development Districts and Utility Dependent Districts within The Villages. We utilize a centralized purchasing method to purchase quality goods and services in accordance with Florida State Statutes. All goods and services are purchased using sound procurement practices, involving a fair market quotation, or a competitive solicitation process.

OUR PROCUREMENT PROCESS

We encourage and welcome all vendors who offer quality goods and services to participate in the procurement process. Examples of agreements currently in place include: Civil, Environmental, Structural and Utility Engineering services, Janitorial services, Landscaping services, and Utility operations.

For goods or services valued at \$50,000 and over, the Purchasing Department will use one or more of the following methods of procurement:

- **Invitation to Bid (ITB):** Awarded to the lowest, most responsible and responsive bidder.
- **Request For Proposal (RFP):** Awarded based on highest ranked proposer.
- **Request For Qualifications (RFQ):** Awarded based on qualifications only.
- **Request For Information (RFI):** Tool used to seek information about products or services available in the marketplace.

1071 Canal Street, 2nd Floor
The Villages, FL 32162
Phone: 352-751-6700
Fax: 352-751-6715
Business Hours: Monday-Friday 8:00am - 5:00pm

DistrictGov.org

The Villages®
Community Development Districts
Purchasing

QUOTING REQUIREMENTS

The Purchasing Policies provide processes to acquire goods and services based on dollar thresholds for purchases less than \$50,000, utilizing competitive written quotes. The Purchasing Department requires the following guidelines be used by District departments for all acquisitions and formal solicitations.

- **Estimated value less than \$5,000:**
Although quotes are not required, they are encouraged.
- **Estimated value between \$5,000 and \$24,999.99:**
Three quotes are required; can use on-line pricing & catalogs.
- **Estimated value between \$25,000 and \$49,999.99:**
Three written quotes required; specification package submitted to Purchasing to obtain the quotes.
- **Estimated value of \$50,000 and over:**
Competitive formal solicitation procedures are required.

For current and upcoming solicitation opportunities interested vendors can register with DemandStar at www.demandstar.com or on our website at DistrictGov.org under e-Notification registration.

To Register For Automatic Notification:
Go to DistrictGov.org
On the left side of the page click on



Sign Up For
e-Notifications

Frequently Asked Questions and Answers



Submit Feedback,
Inquiry, or Concern

The Villages® Community Development Districts Customer Service

The street light behind our home is not working at night, who should I call?

You should notify the company you pay your electric bill to:


- Call SECO Energy at 352-793-3801 or click on the following link — [SECO Energy Light Finder](#).
- Call DUKE Energy at 800-700-8744 or click on the following link — [Duke Energy](#).
- Call the City of Leesburg at 352-728-9830 or click on the following link — [City of Leesburg Electric Department](#).

If you are able to locate the number on the pole, please provide it when reporting the outage.



TRASH COLLECTION REMINDERS

- **Bags must be placed for collection before 6:00 AM on your collection day or no sooner than 5:00 PM the night before.**
- All household waste should be placed in sealed tall kitchen trash bags or 20-30 gallon trash bags (any color with the exception of red, which is used for medical waste).
- The trash bags should be left at the end of your driveway. **No garbage cans are allowed, they will be disposed of with the household waste.**
- Each bag should weigh no more than forty (40) pounds.
- Wrap broken glass or other sharp objects in newspaper and place them where they cannot cause injury.
- Limbs and branches should be bundled and tied and may not exceed 4" in diameter, 4' in length or exceed 40 pounds.



Information Provided By Jacobs

THE UNFLUSHABLES:

Keep wipes and other products from clogging your community's sewer system

With developments surrounding the COVID-19 pandemic, there's lots of change and interruption in our lives. Panic buying has left some people without adequate supplies of toilet paper, and they may have no choice but to use other products in the bathroom. Therefore, it's important that we make sound decisions to prevent clogs and damage to sewer systems.

To keep wastewater systems working properly, please flush only the appropriate waste down the toilet.

WIPES CLOG PIPES, SO REMEMBER THESE TIPS:

FLUSH IT:

Biological waste (urine, feces) and toilet paper are the only materials that should be flushed down the toilet. Toilet paper breaks down in water. Other products do not.

TRASH IT:

Anything else—cotton swabs, baby wipes, wet wipes (even if marked "flushable") and paper towels. These items must be disposed of as domestic waste and NOT flushed down the toilet.



**IT'S A TOILET
NOT A TRASH CAN!**

***ONLY FLUSH TOILET PAPER**

PLACE THESE ITEMS IN THE TRASH, NOT THE TOILET:

- Paper towels and napkins
- Disinfecting wipes (even if marked "flushable")
- Baby wipes
- Diapers
- Feminine hygiene products



These steps will help us keep collection and treatment systems operating properly. If there's no toilet paper and you must use something else, keep a trash bin in the bathroom to dispose of non-toilet-paper products. Clean the bin and surrounding areas regularly. Businesses should provide similar trash bins and consider posting signs reminding patrons not to flush non-toilet-paper products.

Please help us avoid unnecessary sewer clogs and backups.

www.jacobs.com



Jacobs

Information Provided By...



WATER SYSTEM MAINTENANCE

Preventative maintenance is occurring on the potable water system field valves throughout many areas of The Villages. Those customers serviced by Village Center Service Area (VCSA), Little Sumter Service Area (LSSA), North Sumter Utilities (NSU), Central Sumter Utilities (CSU) and South Sumter Utilities (SSU) that will be impacted will be notified 24 hours in advance of a temporary interruption in service and will receive the following notification:

THE PUBLIC DRINKING WATER MAINS IN YOUR AREA WILL BE SHUT DOWN TEMPORARILY FOR NEEDED MAINTENANCE. AS A PRECAUTION, UPON RETURN OF WATER SERVICE, WE ADVISE THAT **ALL WATER USED FOR DRINKING, MAKING ICE, AND COOKING BE BOILED, FOR ALL OTHER HOUSE HOLD USES THE WATER IS ACCEPTABLE.** A ROLLING BOIL OF ONE MINUTE IS SUFFICIENT. AS AN ALTERNATIVE, BOTTLED WATER MAY BE USED.

THIS "PRECAUTIONARY BOIL WATER NOTICE" WILL REMAIN IN EFFECT UNTIL THE MAINTENANCE TASK HAS BEEN COMPLETED AND A BACTERIOLOGICAL SURVEY SHOWS THAT THE WATER IS SAFE TO DRINK. THIS USUALLY CONSISTS OF A TWO-DAY SAMPLING PERIOD TO INSURE SAFE DRINKING WATER.

IF YOU HAVE ANY QUESTIONS, YOU MAY CONTACT DEANNA SIMMONS, FROM THE WATER DEPARTMENT AT (352) 259-2802 (NSU WWTP).

A notice with the addresses of the affected area along with this information will be left at the door of all impacted addresses. We appreciate your patience and cooperation in order to maintain the continued integrity and safety of the District Infrastructure.

A tentative schedule of the areas impacted in the upcoming week:

5/10/2022 — 2033 Westchester Way

5/11/2022 — 2155 Westchester Way

Information Provided By the National Elder Fraud Hotline



If you or someone you know is age 60 or older and has been a victim of fraud, help is standing by at the National Elder Fraud Hotline.

1-833-FRAUD-11

1-833-372-8311

www.justice.gov/stopelderfraud

6:00 a.m.–11:00 p.m. eastern time, 7 days a week

English/Español/Other languages available



Providing Help, Restoring Hope

Financial scams and abuses that target older people are happening more and more. This hotline is a free resource created by the U.S. Department of Justice Office for Victims of Crime to help people report elder fraud.

Reporting is the first step.

Reporting can help authorities identify those who commit fraud and can also prevent others from becoming victims. Our experts will help victims navigate this process.

No fear, total understanding.

The hotline is staffed by professionals who know how to support victims of fraud. Callers can count on our case managers to be caring and understanding.

Personalized service at no cost.

Callers will reach a case manager who will help them through the reporting process at the federal, state, and local levels. Victims will also be connected with other resources on a case-by-case basis.

What to expect when calling 1-833-FRAUD-11 (1-833-372-8311).



We'll respond quickly. Calls will be answered within three rings.



Victims will be assigned a case manager.



Callers will always be treated with understanding and respect.



The following facilities will be temporarily closed or have scheduled maintenance:

⇒ **Savannah Regional Recreation Complex Shuffleboard Courts**

The Savannah Regional Recreation Complex Shuffleboard Courts will be closed for resurfacing May 2nd through May 20th.

⇒ **Laurel Manor Regional Recreation Complex Indoor Facilities, Outdoor Facilities and Sports Pool**

The Laurel Manor Regional Recreation Complex Indoor Facilities, Outdoor Facilities and Sports Pool will be closed for maintenance on May 6th.

⇒ **Bridgeport Village Recreation Center Indoor Facilities, Outdoor Facilities and Family Pool**

The Bridgeport Village Recreation Center Indoor Facilities, Outdoor Facilities and Family Pool will be closed for maintenance on May 5th.

⇒ **Lake Miona Regional Recreation Complex Indoor and Outdoor Facilities**

The Lake Miona Regional Recreation Complex Indoor and Outdoor Facilities will be closed for quarterly maintenance on May 12th.

⇒ **Lake Miona Regional Recreation Complex Sports Pool**

The Lake Miona Regional Recreation Complex Sports Pool will be closed for maintenance April 22nd through June 4th.

⇒ **Coconut Cove Village Recreation Center Family Pool**

The Coconut Cove Village Recreation Center Family Pool will be closed for maintenance May 4th through May 6th.

⇒ **Bacall Village Recreation Center Key Largo Room**

The Bacall Village Recreation Center Key Largo Room will be closed for maintenance May 2nd through May 8th.

⇒ **SeaBreeze Regional Recreation Complex Indoor Facilities**

The SeaBreeze Regional Recreation Complex Indoor Facilities will be closed for maintenance on May 31st.



The following facilities will be temporarily closed or have scheduled maintenance:

⇒ **Sterling Heights Village Recreation Center Indoor Facilities, Outdoor Facilities and Family Pool**

The Sterling Heights Recreation Center Indoor Facilities, Outdoor Facilities and Family Pool will be closed for quarterly maintenance on May 25th.

⇒ **Brinson Perry Canine Dog Park**

The Brinson Perry Canine Dog Park will be closed for maintenance April 4th through May 13th.

⇒ **Bradenton Village Recreation Center Indoor Facilities, Outdoor Facilities and Family Pool**

The Bradenton Village Recreation Center Indoor Facilities, Outdoor Facilities and Family Pool will be closed for quarterly cleaning on May 9th.

⇒ **Captiva Village Recreation Center Pickleball and Tennis Courts**

The Captiva Village Recreation Center Pickleball and Tennis Courts will be closed for maintenance April 25th until further notice.

⇒ **Rohan Regional Recreation Complex Tennis Courts**

The Rohan Regional Recreation Complex Tennis Courts will be closed for maintenance on April 25th until further notice.

⇒ **Spanish Moss Sports Pool**

The Spanish Moss Sports Pool will be closed for maintenance May 16th through May 20th.

⇒ **Ezell Regional Recreation Complex Fit Club**

The Ezell Regional Recreation Complex Fit Club will be closed for maintenance May 16th through May 20th.

Information Provided By...

The Villages®
Community Development Districts
Community Standards

ARCHITECTURAL REVIEW COMMITTEE

HAVE AN EYE FOR GOOD *Design?*

- Do you love the aesthetic beauty and design of your community?
- Do you have experience in architecture, landscaping or reading site plans?
- Do you want to participate in keeping your community beautiful?

COME JOIN YOUR LOCAL ARCHITECTURAL REVIEW COMMITTEE AS A *Volunteer!*



The Villages®
Community Development Districts
Community Standards

For More Information: DistrictGov.org | ArchReview@DistrictGov.org | 352-751-3912

Village Community Development District No. 6 (District 6), No. 10 (District 10), and the Lady Lake / Lake County portion of The Villages north of County Road 466 are all seeking alternate members to serve on the Architectural Review Committee.

The alternate applicant must be a full time resident of the District they are applying for and have lived in The Villages for at least one year. Candidates are recommended to have education and/or experience in any of the following areas: architecture, ability to read site plans, residential/commercial construction, building management, deed restricted communities, landscaping, county code enforcement, etc.; however, this is not required. The Committee meets weekly, on Wednesdays at 8:00 AM for approximately 2-4 hours.

If you are interested in becoming an alternate member on the Architectural Review Committee, complete the application by clicking one of the following links: [District 6 Application](#), [District 10 Application](#), [Lady Lake /Lake County Application](#) and returning it to the Community Standards Department, 984 Old Mill Run, The

The Villages®
Community Development Districts
Community Standards

COMMUNITY STANDARDS DEPARTMENT
ARCHITECTURAL REVIEW COMMITTEE
VOLUNTEER MEMBER FOR
VILLAGE COMMUNITY DEVELOPMENT DISTRICT NO. 7

APPLICATION FOR MEMBERSHIP

This application **must** be returned to the Community Standards Department, 984 Old Mill Run, The Villages, Florida **no later than 5:00 p.m. on April 16, 2021.**

I understand that being a member of the Architectural Review Committee (ARC) is a volunteer position with a four year commitment where I will spend approximately two hours every week as a committee member. **The applicant must be a full time resident of Village Community Development District No. 7 and have lived in The Villages for at least one year.** Committee members are recommended to have education and/or experience in any of the following areas: architecture, ability to read site plans, residential/commercial construction, building management, deed restricted communities, landscaping, county code enforcement, etc.

1. Please briefly describe your past business or career paths.

2. What special skills or education do you have that would benefit the ARC? (Please include special skills, experience or training such as architect, ability to read site plans, builder, condo/building management, working with deed restricted communities, etc.)

3. Are you familiar with your deed restrictions and/or covenants? Y N`

Signature _____ Phone _____

Print Name _____ Village of _____

Address _____ Date _____

Village Community Development Districts
984 Old Mill Run, The Villages, Florida 32162
Business Phone: 352-751-3912 Business Fax: 352-751-6707

SAMPLE
For each District's Application, please see the previous page.