

District Weekly Bulletin

Contact Us:

Customer Service
(352) 753-4508

Administration
(352) 751-3939

Budget
(352) 674-1920

Community Standards
(352) 751-3912

Community Watch
(352) 753-0550

Property Management
(352) 753-4022

Finance Customer Service
(352) 750-0000

Human Resources
(352) 674-1905

Public Safety
(352) 205-8280

Purchasing
(352) 751-6700

Recreation Administration
(352) 674-1800

Risk Management
(352) 674-1828

Utility Operations
(352) 751-3939



This photo was submitted by Katie Evans, District Clerk's Office, as part of the photo contest for the cover of the annual Village Community Development District No. 2 Audit Report. To view the entire audit report for District 2 or any of The Village Community Development Districts, please visit DistrictGov.org.

CDD Orientation

This valuable program is held on the **second** and **fourth** Thursday of the month at 10:00 AM in the District office located at 984 Old Mill Run in Lake Sumter Landing. For additional information, please contact the District Customer Service Center at 352-753-4508.

District 8 Q&A Evening Event



Tuesday, August 2, 2022 at 7:00 pm at Fish Hawk Village Recreation Center

Join host District 8 Supervisor Larry McMurry for a presentation by District Staff on Community Standards/Deed Restrictions and a discussion of any issue in District 8. Bring your questions and concerns to this open forum.

Supervisor McMurry can be reached at Larry.McMurry@districtgov.org.

Next Q&A Session - October 2, 2022 at 7:00 pm at Fish Hawk Village Recreation Center

*Thank
You*

Resident
ACADEMY

Thank you to everyone who attended Resident Academy on July 18, 2022!

Those who attended Resident Academy heard presentations from the District Manager, The Villages Public Safety Department, District Property Management, Community Watch, Recreation & Parks, Finance, Utilities and more!

For more information on Resident Academy, please see the following page, visit our website at DistrictGov.org or contact the District Customer Service Center at 352-753-4508.

Save the Dates

Resident ACADEMY

Are you interested in learning information about The Village Community Development Districts? Help alleviate the confusion, questions and misinformation that exist

regarding the responsibilities and functions of the Districts. The Resident Academy provides an opportunity for all residents to learn more about the District Departments working together to make this a premier community! Participants will hear presentations from The Villages Public Safety Department, District Property Management, Community Watch, Recreation & Parks, Finance, Utilities and more!

With an improved format and no waiting list, attending Resident Academy is easy to fit in your active lifestyle!

Remaining Resident Academy date in 2022:

- **October 17, 2022 at Rohan Recreation Center, 8:30 AM - 1:30 PM**

CDD Orientation

You are invited to attend our “Introduction to your Special Purpose Local Government” informational program. You will learn how the districts operate and learn other important community information about the people, services, and other supporting entities that help make The Villages a premier community.

No sign-ups or fees are required for this presentation. This valuable program is held on the second and fourth Thursday of the month at 10:00 AM at the District office located at 984 Old Mill Run in Lake Sumter Landing.

CDD Orientation dates in July:

- **July 28, 2022 at 10:00 AM**

For additional information, please call the District Customer Service Center at 352-753-4508.

Information Provided By...

The Villages®
Community Development Districts
Recreation & Parks



GRAND *Opening* FIRST RESPONDERS RECREATION

July 27 | RIBBON CUTTING
8AM



**JOIN US FOR THE GRAND OPENING OF
FIRST RESPONDERS RECREATION CENTER!**

- Opening Celebration & Ribbon Cutting starts promptly at 8AM
- Check out all the indoor & outdoor amenities of this beautiful facility
- Learn about specific amenities through the Resident Lifestyle Group Volunteers
- All Outdoor Amenities open at 8:30AM. All Indoor Amenities will be open following the ribbon cutting
- Join us at the Putting Course to cheer on the First Putt at 8:30AM



The Villages®
Community Development Districts
Recreation & Parks



DistrictGov.org | RecreationDepartment@DistrictGov.org | 352-674-1800

Information Provided By...



DIRECTIONS & PARKING MAP

- Trolley shuttles will be transporting to and from the church parking areas and recreation center from 7AM - 11:30AM
- Carpooling is encouraged
- Golf Car ONLY Off Clearview Ave

7746 SE Highway 42, The Villages 32162

VEHICLE DIRECTIONS

From Buena Vista Blvd. travel North, then turn left on SE Hwy 42. Turn left into the recreation center entrance then proceed to the parking lots at the First Baptist Church at The Villages or the recreation center.

GOLF CAR DIRECTIONS

Golf Cars please enter off Clearview Ave.



	VEHICLE ENTRANCE
	GOLF CAR ENTRANCE
	GENERAL PARKING/ OVERFLOW
	TROLLEY STOP
	TROLLEY ROUTE



*Artist rendering, not to scale

Information Provided By...



Where Do I Find Recreation & Parks Information?

There are many outlets that provide multiple options for our residents to stay up to date on Recreation & Parks. Read The Daily Sun Newspaper and grab your copy of The Villages Recreation & Parks publication distributed every Thursday. The Villages Recreation & Parks publication is also available online at DistrictGov.org, TheVillagesDailySun.com, or at any Village or Regional Recreation Complex.

- DistrictGov.org – this website is for The Villages Community Development Districts, your local special-purpose government. Please visit the [Recreation Department](#) on the website for information about clubs, events, parks, fishing, The Enrichment Academy and much more.
- For comprehensive information on The Villages, you can visit their website at TheVillages.com. Here you can also sign up for The Villages monthly Vmail.
- On the go and needing information at your fingertips? Download The Villages App (Apple App Store or Google Play) or listen to WVLG, broadcast on 102.7 FM in the northern part of the listening area and 104.5 FM in the southern region.

You can always send us your questions or suggestions by email at RecreationDepartment@DistrictGov.org and we will be happy to respond.

Did You Know?

There are seven FIT Clubs for your use throughout The Villages at the following Regional Recreation Centers: Mulberry Grove, 352-259-6242; Laurel Manor, 352-751-7101; Colony Cottage, 352-750-5282; SeaBreeze, 352-750-0237; Rohan, 352-674-8404; Fenney, 352-674-8460 and Ezell, 352-674-1859. You may choose from a wide range of memberships that fit your active lifestyle: 1 month, 3 months, 6 months, 9 months or a year! Must be 19 years of age or older. Each FIT Club is equipped with: Cardiovascular Machines, Circuit Training Equipment, Free Weights, Core/Sports Training Equipment and Supplemental Strength Equipment. Join now during the Summer Special – see the following page for more details.



FIT *Club*

\$100

SUMMER SPECIAL!

3
MONTHS


JUNE
THROUGH
AUGUST

Purchase this 3-month (\$100) special
anytime between June 1st & August 31st.

RESIDENTS ONLY

FITNESS EQUIPMENT

Cardiovascular Machines, Circuit Training,
Free Weights and Core / Sports Strength



VISIT ONE OF THESE FIT CLUBS TO **SIGN UP TODAY!**

Colony Cottage: 750-5282
Ezell: 674-1859

Fenney: 674-8460
Laurel Manor: 751-7101

Mulberry Grove: 259-6242
Rohan: 674-8404
SeaBreeze: 750-0237

DistrictGov.org | RecreationDepartment@DistrictGov.org

© 2022 Village Center Community Development District. All Rights Reserved.

Information Provided By...



The Villages Public Safety Department Technical Rescue Team (FL-TRT-424)

The Villages Public Safety Department's Technical Rescue Team is a highly trained and specialized team consisting of 39 members. In addition to being Firefighters/ EMTs/Paramedics, the members of the Technical Rescue Team undergo an additional 400 hours of specialized training encompassing: High Angle & Low Angle Rope Rescue, Confined Space Rescue, Trench Collapse Rescue, Vehicle & Machinery Rescue, Wide Area and Wilderness Search & Rescue and Structural Collapse Rescue.

The team was formed after the 2007 "Ground Hog Day" Tornadoes which caused devastating damage to approximately 1300 homes. Some of these homes suffered catastrophic damage. The department requested the mutual aid technical rescue teams to respond and assist during this disaster.

In response to the widespread damage, The Villages Public Safety Department saw the need to form a Technical Rescue Team to handle specialized emergencies within The Villages.

The Villages Public Safety Department's Technical Rescue Team has 39 members and consists of three squad leaders who each lead one of the three squads (Squad 1, 2, and 3), and 36 additional team members. The three squads rotate on-call for deployment purposes and the department maintains an adequate number of Technical Rescue Team members per shift for immediate emergency response.



Information Provided By...



The Villages Public Safety Department Technical Rescue Team (FL-TRT-424)



Photos courtesy of Sheldon Levi, volunteer photographer for The Villages Public Safety Department

Information Provided By...



The Villages Public Safety Department Technical Rescue Team (FL-TRT-424)

In 2019, The Technical Rescue Team underwent a comprehensive evaluation by the State of Florida to become part of the Statewide Mutual Aid Response System and was upgraded from a Type II (Light) Technical Rescue Team to a Type I (Heavy) Technical Rescue Team. The difference between the Type I and Type II team involves the level of training personnel have and the equipment cache carried by the team. The team scored an impressive 96 points out of a possible 100 points and was the first team in the state to be evaluated under this new evaluation process.

The Villages Technical Rescue Team is part of the State of Florida's Emergency Response Plan for disaster response. The team is known as "Florida TRT-424." Under this emergency response plan and in addition to serving The Villages community, Florida TRT-424 is used throughout the state during disaster response when requested.

To maintain proficiency in all the disciplines described above, team members must adhere to a strict attendance policy for training. Each member must attend monthly training as well as participate in an annual drill that takes place throughout the region. The monthly drills consist of a 4 to 6 hour training and each month focuses on a different discipline. During the annual drill, The Villages Public Safety Department's Technical Rescue Team (TRT-424) works alongside teams from Sumter County and Citrus County (LTRT-417) rotating through scenarios that encompass each discipline.

To have a team of this caliber serving our citizens is a true asset to our community. In addition to responding to everyday calls for service, the men and women of our Technical Rescue Team are ready to respond and mitigate a variety of specialized calls for service.

The Villages®

Community Development Districts

SAFETY TIPS FOR DRIVING AND CYCLING IN THE VILLAGES® COMMUNITY

Sharing the road or multi-modal path? The Villages offers endless opportunities to enjoy the community. The roadways and multi-modal paths offer a variety of uses for residents.

Cyclists, walkers, runners and motorists all co-exist in these areas. For the safety of all users, please be mindful of your speed and use areas accordingly.



www.DistrictGov.org

TIPS FOR SHARING THE ROAD

Tips For Motorists

Drive cautiously. Reduce speed when encountering cyclists. Don't tailgate, especially in bad weather. Recognize hazards cyclists may face and give them space.

Yield to cyclists. Bicycles are considered vehicles. Cyclists should be given the appropriate right of way. Allow extra time for cyclists to traverse intersections.

Be considerate. Scan for cyclists in traffic and at intersections. Do not blast your horn in close proximity to cyclists. Look for cyclists when opening doors.

Pass with care. When passing, leave three feet between you and a cyclist. Wait for safe road and traffic conditions when you pass. Check over your shoulder before returning to lane, so not to cut the bicyclist off.

Watch for children. Children on bicycles are often unpredictable. Expect the unexpected and slow down. Children can be harder to see.

Tips For Cyclist

The same laws that apply to motorists apply to cyclists. Obey all traffic control devices, including stopping at gates, and use hand signals to indicate stops and turns.

Always wear a properly fitted helmet. Wear a helmet, no matter how short the trip.

Ride on the right. Always ride in the same direction as traffic. Use the furthest right lane that heads to your destination. Slower moving cyclists and motorists stay to the right.

Ride predictably. Ride in a straight line and don't swerve in the road or between parked cars. Check for traffic before entering street or intersection. Anticipate hazards and adjust your position accordingly.

Be visible. Ride with brightly colored clothing that provides contrast. Use blinking lights or reflectors during the day and lights at night. Announce yourself by making eye contact with motorists.

Be Street Smart... Get Educated

The League of American Bicyclists has designated The Villages, Florida a bicycle-friendly community at the Gold Level in recognition of outstanding efforts to encourage bicycling in The Villages. The award is current for four years 2018-2022.



League of American Bicyclists
www.Bikeleague.org



Florida Department of
TRANSPORTATION

Safety Office
Florida Department of Transportation
www.dot.state.fl.us/safety

Frequently Asked Questions and Answers



Submit Feedback,
Inquiry, or Concern

The Villages® Community Development Districts Human Resources

How can I be notified when new District positions are open?

We attribute our successes to our over 1,250 team members who help to maintain our community and provide an environment that reinforces The Villages as being “America’s Friendliest Hometown”. If you, or someone you know, would like to join us in achieving our mission and supporting our vision for the future, then we encourage you to review job opportunities on our District website, DistrictGov.org.

The District is pleased to offer the ability to search online for current open positions and/or receive notifications of District job openings as they become available. Our online notification tool is a great resource for all interested applicants to find out about open positions at the District and is available 24/7/365. Since updates on job postings are sent via email, you will need to have an email address to utilize this notification system.

To access the online notification tool, please visit DistrictGov.org and follow these steps:

- From the “**Departments**” drop down menu choose “**Human Resources**”.
- Choose “**Current Employment Opportunities**” by clicking on the button towards the bottom of the page. This button will bring you to our search engine for current job openings.
- Choose “**Notify Me About Future Openings**” (a new window will open).
 - Enter your email address.
 - Choose the categories you are interested in.
 - Choose a location.
 - Check the box stating “I’m not a robot”.
 - Choose “**Notify Me**”.

Frequently Asked Questions and Answers



Submit Feedback,
Inquiry, or Concern

The Villages® Community Development Districts Human Resources

After completing these steps, you will receive an email from The Village Center Community Development District stating the following message:

“Thank you for your interest in positions with Village Center Community Development District. We will contact you when the category and location you indicated are accepting inquires. Meanwhile, please browse our career site at <https://www2.appone.com/Search/Search.aspx?ServerVar=villagescentercommunitydevelopment.appone.com> for information on other positions within our organization.”

Going forward, for all job openings that match the category you chose, you will receive an email notification about that specific job opening.

Please note:

Candidates are not required to sign up for the online notification tool in order to apply. Online notifications are simply a tool used to notify candidates of current job openings.

The District’s application process is done solely online.

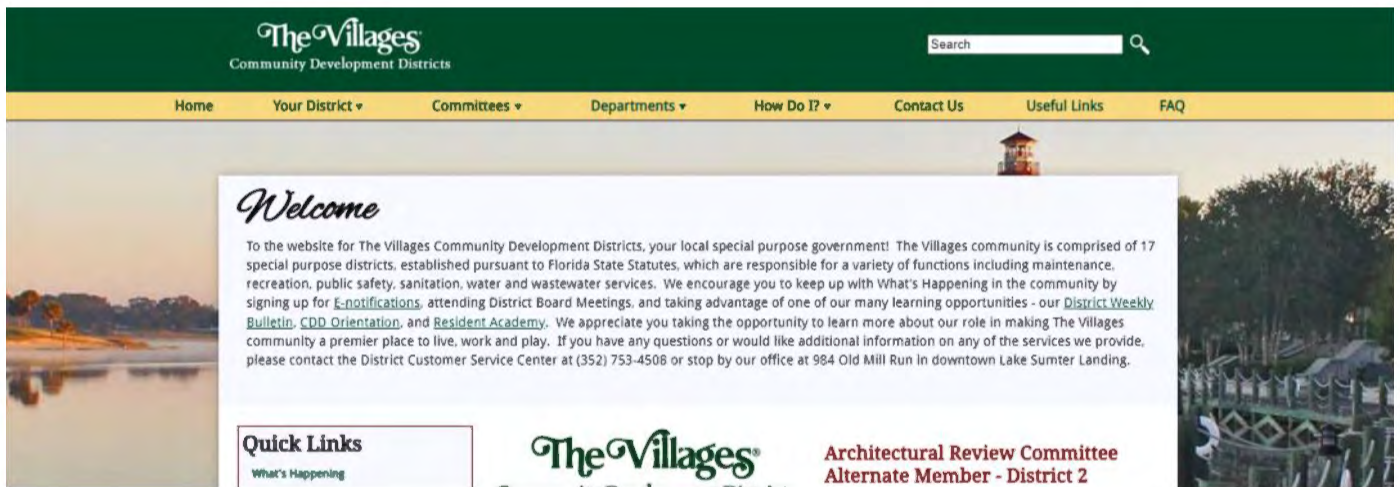
If at any time you require assistance with the District’s online notification tool, require assistance with the online application or have questions, please contact the Human Resources Department at 352-674-1905.

How do I sign up for e-Notifications on the District website?

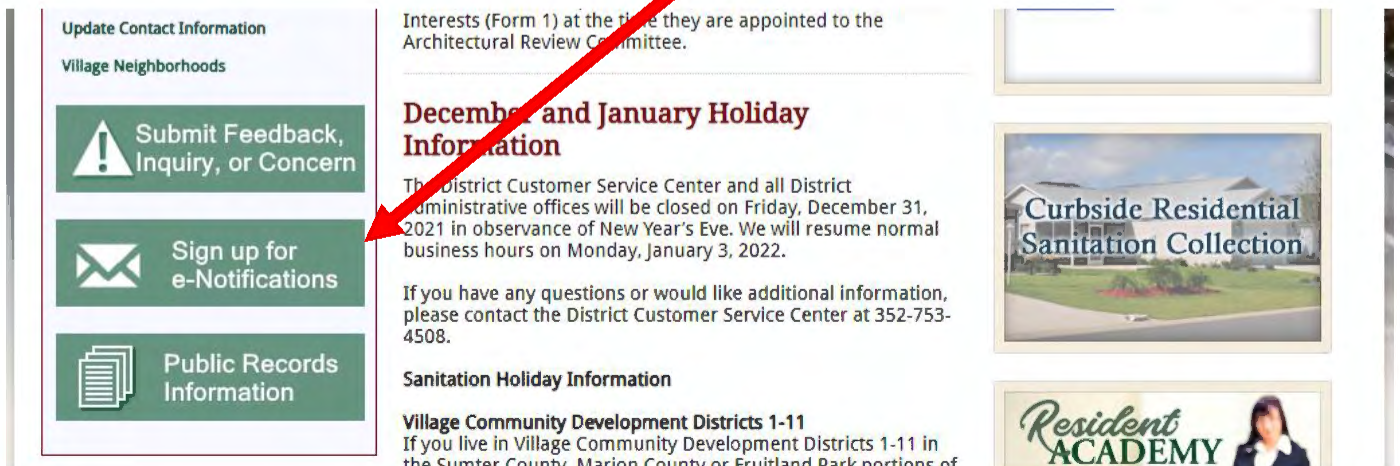
E-Notifications provide a convenient way to receive emails on important District items. Some of the subjects you can receive information on include District and Committee Information and Agendas, job openings, Precautionary Boil Water Notices, Public Safety Information, the District Weekly Bulletin, Recreation Center closures, road closures and important community-wide issues or events.

To sign up for e-Notifications so you can be alerted of happenings in The Villages, follow the directions below. If you have questions or need assistance, please contact the District Customer Service Center at 352-753-4508.

1. Visit our website at DistrictGov.org.



2. Scroll down and click on the 'Sign up for e-Notifications' Quick Link on the left-hand side of the page.



3. Enter the requested contact information.

Quick Links

- What's Happening
- District Weekly Bulletin
- First Responders Recreation Center
- Acronyms
- Americans with Disabilities Act (ADA)
- Residential Bond Assessment Information
- CDD Orientation
- District Orientation
- District Workshops
- Employment Opportunities

e-Notifications Sign Up

E-Notifications allow your District Government to send important information to the email address you provide. If you would like us to contact you on any of the subjects below, please enter the requested information in each field and check the box next to each newsletter or notification to which you would like to subscribe. For a description of a specific newsletter or notification, please click on the text to the right of the check box. To ensure you receive the notifications you requested, please add no-reply@districtgov.org into your email contact list. If you have any questions, please contact the District Customer Service Center at (352) 753-4508.

Last Name

First Name

E-Mail Address

Repeat E-Mail Address

4. Choose the specific notifications you would like to receive and click Sign Up.

District & Committee Information and Agendas

- [Amenity Authority Committee](#)
- [Architectural Review Committee](#)
- [Brownwood Community Development](#)
- [District 01](#)
- [District 02](#)
- [District 03](#)
- [District 04](#)
- [District 05](#)
- [District 06](#)
- [District 07](#)
- [District 08](#)
- [District 09](#)
- [District 10](#)
- [District 11](#)
- [District 12](#)
- [District 13](#)
- [Investment Advisory Committee](#)
- [North Sumter County Utility Dependent](#)
- [Project Wide Advisory Committee](#)
- [Sumter Landing Community Development](#)
- [Village Center Community Development](#)
- [District](#)

Solicitations

- [Construction](#)
- [General](#)
- [Janitorial](#)
- [Landscaping](#)
- [Professional Services](#)

Precautionary Boil Water Notices

- [Central Sumter Utility](#)
- [Little Sumter Service Area](#)

Other

- [District Weekly Bulletin](#)
- [Message from the District Manager](#)
- [What's Happening & General Community](#)
- [Info](#)

Employment Opportunities

- [Employment Opportunities for the Village Community Development Districts](#)

Sign Up **Clear**

5. Make sure to check your email and confirm your e-Notification selection.

Frequently Asked Questions and Answers



Submit Feedback,
Inquiry, or Concern

The Villages® Community Development Districts Utilities

How can I save money adjusting my irrigation timer?

Turn your irrigation timer off after rainfall events and let your lawn “tell” you when you need to turn the timer back on. If a particular zone begins to show signs of stress, only set the irrigation system to irrigate the stressed zone, don’t run the entire system. Rain sensors should be checked monthly to ensure that they are not clogged with debris. Your irrigation system settings should also be checked monthly to be sure that it is operating on the proper day and time and to verify that no “extra” start times are accidentally turned on.

Know and follow your watering restrictions and don’t water just because it’s your day!

The amount of irrigation needed varies depending on the time of year, rainfall, and soil conditions.

Irrigation systems should only be operated when the lawn begins to show signs of stress, some examples are listed below:

- Lingering footprints or mower tracks
- Grass blades or leaf blades begin to close lengthwise
- The top few inches of soil feel dry

Lawn and Landscaping watering is limited to two days per week during the hours of 12:00 AM–10:00 AM or 4:00 PM–12:00 AM. To find the correct irrigation schedule for your residence, as well as other interesting topics, please visit our website at DistrictGov.org and click on the Water Wisdom icon to the right.



Information Provided By...



WATER SYSTEM MAINTENANCE

Preventative maintenance is occurring on the potable water system field valves throughout many areas of The Villages. Those customers serviced by Village Center Service Area (VCSA), Little Sumter Service Area (LSSA), North Sumter Utilities (NSU), Central Sumter Utilities (CSU) and South Sumter Utilities (SSU) that will be impacted will be notified 24 hours in advance of a temporary interruption in service and will receive the following notification:

THE PUBLIC DRINKING WATER MAINS IN YOUR AREA WILL BE SHUT DOWN TEMPORARILY FOR NEEDED MAINTENANCE. AS A PRECAUTION, UPON RETURN OF WATER SERVICE, WE ADVISE THAT **ALL WATER USED FOR DRINKING, MAKING ICE, AND COOKING BE BOILED, FOR ALL OTHER HOUSE HOLD USES THE WATER IS ACCEPTABLE.** A ROLLING BOIL OF ONE MINUTE IS SUFFICIENT. AS AN ALTERNATIVE, BOTTLED WATER MAY BE USED.

THIS "PRECAUTIONARY BOIL WATER NOTICE" WILL REMAIN IN EFFECT UNTIL THE MAINTENANCE TASK HAS BEEN COMPLETED AND A BACTERIOLOGICAL SURVEY SHOWS THAT THE WATER IS SAFE TO DRINK. THIS USUALLY CONSISTS OF A TWO-DAY SAMPLING PERIOD TO INSURE SAFE DRINKING WATER.

IF YOU HAVE ANY QUESTIONS, YOU MAY CONTACT DEANNA SIMMONS, FROM THE WATER DEPARTMENT AT (352) 259-2802 (NSU WWTP).

A notice with the addresses of the affected area along with this information will be left at the door of all impacted addresses. We appreciate your patience and cooperation in order to maintain the continued integrity and safety of the District Infrastructure.

A tentative schedule of the areas impacted in the upcoming week:

7/26/2022 — 1352 Camero Drive

7/27/2022 — 816 Weeping Willow Avenue

Information Provided By...

Safe Driving for Weather Conditions

The Florida “Rainy” Season is upon us. The wet season lasts from May to October, as Florida records the highest rainfall of all American states. Annual precipitation is to the tune of 55" (1397mm), a majority of which occurs in summer and early autumn.



Thunderstorms are prevalent during the summer, especially in the afternoons.

According to the U.S Department of Transportation Federal Highway Administration rain causes the most motor vehicle accidents, and in 10 years, statistics show that on average of one year in the U.S., roughly 15% of fatal crashes, 19% of injury crashes, and 22% of property-damage-only (PDO) crashes occur in the presence of adverse weather and/or slick pavement.

What does this mean?

Driving in severe weather conditions can significantly increase the potential for a dangerous situation. Sometimes the best decision drivers can make is to stay put until the storm passes. If driving is the only option, buckle up, and follow these rules to ensure safety:

Turn lights and wipers on. Florida law requires that if a vehicle’s wipers are in use, headlights must be on. To ensure high visibility, headlights should be clean and clear and wipers should be replaced at least once a year.

Slow down. Keep a safe stopping distance between vehicles and avoid passing or changing lanes. Wet pavement can result in skidding and hydroplaning. Be patient and stay alert. Use the right edge of the road or painted road markings as a guide.

Turn around, don’t drown. Never drive through flooded areas. The area of roadway beneath the water may be washed out or concealing debris or power lines.

Be cautious of high winds. Windy conditions are a driving risk to all vehicles, particularly high-profile vehicles such as buses and trucks. Use extra caution around vehicles carrying cargo. Strong wind can occur anywhere, but it can be more common in wide open spaces, such as bridges and highway overpasses. Keep a firm grip on the steering wheel and give large vehicles extra room to maneuver.

Information Provided By...

Be prepared for inoperable traffic lights. Traffic lights are designed to keep traffic moving and prevent collisions; however, non-working or missing lights can be a source of confusion for drivers. If a law enforcement officer is present, follow their directions. Otherwise, treat the intersection as if it were a four-way stop sign.



Pull over if visibility is too poor. If you simply cannot see because it is raining so hard, pull over to a high parking lot and wait until visibility improves. This may not always be an option, but it is sometimes safer than driving in poor visibility conditions.

Move over. Florida law requires you to move over a lane, when you can safely do so, for stopped law enforcement, emergency, sanitation, utility service vehicles and tow trucks or wreckers. If you can't move over, or when on a two-lane road slow to a speed that is 20 mph less than the posted speed limit.

This Summer and every day, drive safely.

Sources: <https://www.weather-us.com/en/florida-usa-climate>; https://ops.fhwa.dot.gov/weather/q1_roadimpact.htm; <https://www.flhsmv.gov/safety-center/driving-safety/inclement-weather-conditions/driving-severe-weather/>

Information Provided By Sumter County Public Schools

2022 Sumter Public Schools Supply Drive

9am - 1pm

*Drive-by
Drop-off*

WEDNESDAY - JULY 27TH - LAKE MIONA PICNIC PAVILION

THURSDAY - JULY 28TH - EISENHOWER PICNIC PAVILION

FRIDAY - JULY 29TH - EVERGLADES PICNIC PAVILION



*Helping Our
Students from:*

**WILDWOOD ELEMENTARY - BUSHNELL ELEMENTARY
WEBSTER ELEMENTARY - LAKE PANASOFFKEE ELEMENTARY
SOUTH SUMTER MIDDLE SCHOOL
WILDWOOD MIDDLE HIGH SCHOOL - SOUTH SUMTER HIGH SCHOOL
SUMTER PREP ACADEMY**

SUPPLIES NEEDED:

*New Items
Only Please*

**Sticky Notes - Lined Notebook paper
Spiral Notebooks - Index Cards
Highlighters - Colored Pens & Pencils
Black Pens - Pencils - Pink Erasures
Crayons - Scissors - Glue Sticks
Colored Paper - Graph Paper
3-Ring Binders (2", 2 1/2", 3")
Tab Subject Dividers - Sheet Protectors
3- Hole Pencil Pouch
Over the Head Headphones
Ear buds - Styluses**

SPECIAL ITEMS NEEDED:

**BAND AIDS - INDIVIDUAL TISSUES PACKAGES
QUART & GALLON SIZE ZIPLOCK BAGS
DISINFECTANT WIPES - BABY WIPES
FEMININE HYGIENE PRODUCTS (PADS)
M/W DEODORANT (TRAVEL SIZE)
REFILLABLE WATER BOTTLE
BACKPACKS**

**Monetary Donations Welcomed
Checks Payable to: Sumter Schools Enhancement Foundation
Memo Line: Supply Drive
Mail to: Sumter County School District
2680 West CR 476
Bushnell, FL 33513**

**SALLY MOSS, CHAIRMAN
SUMTER COUNTY SCHOOL BOARD
SALLY.MOSS@SUMTER.K12.FL.US
(352) 445-4120**

The Students in Sumter County Appreciate Your Generosity!

The Villages®

Community Development Districts

District 2

NOTICE OF VACANCY

VILLAGE COMMUNITY DEVELOPMENT

DISTRICT NO. 2 BOARD OF SUPERVISORS

The Village Community Development District No. 2 Board of Supervisors is seeking applicants who are interested in filling Seat 3, which was recently vacated due to the resignation of the existing Board Supervisor. The remainder of the existing four (4) year term for the vacated Seat will expire in November 2022.

Any interested applicants must be a qualified elector which is defined by Florida Statute 190 as “any person at least 18 years of age who is a citizen of the United States, a legal resident of Florida and of the District, and who registers to vote with the Supervisor of Elections in the county in which the district land is located”. To obtain additional information or request an application you may contact Jennifer Farlow, District Clerk at (352) 751-3939, obtain a copy of the application on the DistrictGov.org website or see the following page.

Applications must be submitted to the District Clerk no later than 5 PM on Tuesday, August 30, 2022 at the District Office, 984 Old Mill Run, The Villages, FL.

The Board of Supervisors will interview applicants during a Board Meeting to be held on Friday, September 9, 2022 at 9:30 AM at the **Savannah Regional Recreation Center, 1545 Buena Vista Blvd., The Villages, FL.**

The Board of Supervisors welcome interested applicants to include a resume with their experience as an attachment to the application

APPLICATION FOR APPOINTMENT TO DISTRICT 2 BOARD OF SUPERVISORS

PLEASE PRINT OR TYPE

APPLICANT NAME: _____ E-MAIL: _____

ADDRESS: _____ PHONE # _____

CITY: _____ ZIP CODE: _____ CELL/BUSINESS# _____

OCCUPATION: _____ PREVIOUS OCCUPATION: _____

HOW LONG HAVE YOU LIVED IN THE VILLAGES? _____

REFERENCES: (PLEASE DO NOT USE CDD BOARD MEMBERS)

NAME ADDRESS PHONE

1) _____

2) _____

3) _____

PLEASE ADD ADDITIONAL SHEETS AS NECESSARY

HAVE YOU ATTENDED THE COMMUNITY DEVELOPMENT DISTRICT ORIENTATION SEMINAR?

WHAT PRESENT/PREVIOUS WORK EXPERIENCE DO YOU HAVE WHICH RELATES TO DISTRICT 2 RESPONSIBILITIES?

WHAT PRESENT/PREVIOUS VOLUNTEER EXPERIENCES DO YOU HAVE WHICH RELATES TO DISTRICT 2 RESPONSIBILITIES?

WHAT SPECIAL CONTRIBUTIONS DO YOU BELIEVE YOU CAN BRING TO DISTRICT 2?

WHY DO YOU WANT TO SERVE ON THE DISTRICT 2 BOARD?

HAVE YOU ATTENDED ANY DISTRICT 2 BOARD MEETINGS?

LIST GOVERNMENT BOARDS (OR COUNCILS) ON WHICH YOU HAVE PREVIOUSLY SERVED.

PLEASE RETURN COMPLETED FORM NO LATER THAN **Tuesday, Augusts 30, 2022 at 5:00 p.m.** TO THE DISTRICT OFFICE, ATTENTION: JENNIFER FARLOW, 984 OLD MILL RUN, THE VILLAGES, FLORIDA 32162. PLEASE CALL MS. FARLOW AT (352) 751-3939. IF YOU HAVE ANY QUESTIONS REGARDING YOUR APPLICATION.

IMPORTANT LEGAL REQUIREMENTS FOR DISTRICT 2 BOARD OF SUPERVISORS

AS A MEMBER OF DISTRICT 2 BOARD OF SUPERVISORS, YOU WILL BE OBLIGATED TO FOLLOW ANY APPLICABLE LAWS REGARDING GOVERNMENT-IN-SUNSHINE, CODE OF ETHICS FOR PUBLIC OFFICERS AND PUBLIC RECORDS DISCLOSURE. TRAINING IN THESE AREAS WILL BE PROVIDED BY THE DISTRICT.

SIGN: _____ DATED: _____

PRINT: _____ RECEIVED BY CLERK: _____

The Villages®
Community Development Districts
District 10

NOTICE OF VACANCY
VILLAGE COMMUNITY DEVELOPMENT
DISTRICT NO. 10 BOARD OF SUPERVISORS

The Village Community Development District No. 10 Board of Supervisors is seeking applicants who are interested in filling Seat 3, which was recently vacated due to the resignation of an existing Board Supervisor. The remainder of the existing four (4) year term for the vacated Seat will expire in November 2022.

Any interested applicants must be a qualified elector which is defined by Florida Statute 190 as “any person at least 18 years of age who is a citizen of the United States, a legal resident of Florida and of the District, and who registers to vote with the Supervisor of Elections in the county in which the district land is located”. To obtain additional information or request an application you may contact Jennifer Farlow, District Clerk at (352) 751-3939, obtain a copy of the application on the DistrictGov.org website or see the following page.

Applications must be submitted to Jennifer Farlow, District Clerk, no later than 5 PM on Tuesday, August 9, 2022 at the District Office, 984 Old Mill Run, The Villages, FL.

The Board of Supervisors will interview applicants during a Board Meeting to be held on Thursday, August 18, 2022 at 3:00 PM at the **SeaBreeze Regional Recreation Center, 2864 Buena Vista Boulevard, The Villages, FL.**

****The Board of Supervisors welcome interested applicants to include a resume with their experience as an attachment to the application****

APPLICATION FOR APPOINTMENT - VCDD NO. 10 BOARD OF SUPERVISORS

PLEASE PRINT OR TYPE

APPLICANT NAME: _____ E-MAIL: _____

ADDRESS: _____ PHONE # _____

CITY: _____ ZIP CODE: _____ CELL/BUSINESS# _____

OCCUPATION: _____ PREVIOUS OCCUPATION: _____

HOW LONG HAVE YOU LIVED IN THE VILLAGES? _____

REFERENCES: (PLEASE DO NOT USE A VCDD NO. 10 BOARD SUPERVISOR AS A REFERENCE)

NAME ADDRESS PHONE

1) _____

2) _____

3) _____

APPLICANTS ARE ENCOURAGED TO SUBMIT ADDITIONAL SHEETS AS NECESSARY

HAVE YOU ENGAGED WITH YOUR DISTRICT GOVERNMENT BY ATTENDING:
BOARD MEETINGS OR WORKSHOPS?
CDD ORIENTATION? (DATE)
RESIDENT ACADEMY? (DATE)

PROVIDE YOUR KNOWLEDGE, SKILLS AND ABILITIES, AS IT RELATES TO YOUR SERVICE AS A BOARD SUPERVISOR:

PROVIDE DETAILS OF HOW YOU WOULD EMBODY THE DISTRICT'S CORE VALUES OF STEWARDSHIP, HARDWORK, HOSPITALITY AND CREATIVITY AND INNOVATION.

EXPLAIN HOW YOUR PRIOR SERVICE ON A GOVERNMENT BOARD, COUNCIL OR COMMITTEE HAS PREPARED YOU TO SERVE AS A VCDD NO. 1 BOARD SUPERVISOR.

IF YOU DO NOT HAVE PRIOR EXPERIENCE AS AN ELECTED OFFICIAL, PLEASE EXPLAIN HOW YOU WOULD ANTICIPATE INTERACTING WITH THE VCDD NO. 1 BOARD OF SUPERVISORS.

IS THERE ANYTHING IN YOUR PERSONAL OR PROFESSIONAL LIFE THAT MIGHT BE CONSIDERED CONTROVERSIAL, IF YOU WERE APPOINTED TO SERVE AS A VCDD NO. 1 BOARD SUPERVISOR?

PLEASE RETURN COMPLETED FORM NO LATER THAN, **AUGUST 9, 2022 at 5:00 P.M.** TO THE DISTRICT OFFICE, ATTENTION: JENNIFER FARLOW, DISTRICT CLERK, 984 OLD MILL RUN, THE VILLAGES, FLORIDA 32162. PLEASE CALL MS. FARLOW AT 751-3939 IF YOU HAVE ANY QUESTIONS REGARDING YOUR APPLICATION.

IMPORTANT LEGAL REQUIREMENTS FOR VCDD NO. 10 BOARD OF SUPERVISORS

AS A MEMBER OF THE VCDD NO. 10 BOARD OF SUPERVISORS YOU WILL BE OBLIGATED TO FOLLOW ANY APPLICABLE LAWS REGARDING GOVERNMENT-IN-SUNSHINE, CODE OF ETHICS FOR PUBLIC OFFICERS AND PUBLIC RECORDS DISCLOSURE. TRAINING IN THESE AREAS WILL BE PROVIDED BY THE DISTRICT.

SIGN: _____ DATED: _____

PRINT: _____ RECEIVED BY CLERK: _____

Information Provided By FDOT

Multi-Lane Roundabouts Fact Sheet

- » Learn more about the benefits of roundabouts at fdot.tips/roundabout
- » See planned FDOT roundabout projects in Central Florida at cflroads.com

How to Get Around a Roundabout



When navigating a roundabout it is important to think of it like a traditional intersection. Just like a traditional intersection, a motorist chooses which lane to be in before approaching the intersection. When approaching a roundabout, drivers will see a sign showing which lanes to use for right turns, straight-through travel, and left turns.

Once you pick a lane, stay in that lane until you exit the roundabout. The following series of diagrams illustrates how to make each movement in a multi-lane roundabout:

	From Multi-Lane Road	From Two-Lane Road	
Go Straight	<p>Use either lane to go straight.</p>	<p>Follow your lane to go straight.</p>	TRAFFIC TIP: Slow down when approaching a roundabout. Roundabouts are designed for speeds between 15 and 25 mph.
Turn Left	<p>Use the left lane and follow the pavement markings to turn left.</p>	<p>Follow the pavement markings to turn left into the outside lane.</p>	TRAFFIC TIP: Yield to pedestrians and bicyclists in marked crosswalks when you enter and exit the roundabout.
Turn Right	<p>Use the right lane to turn right.</p>	<p>Turn right into the outside lane.</p>	TRAFFIC TIP: Before entering a roundabout, look left and yield to all traffic already in the roundabout; they have the right of way.



Florida Department of Transportation
Innovative, Efficient and Exceptional

CFLRoads.com
 [@MyFDOT_CFL](https://twitter.com/MyFDOT_CFL)

[MyFDOTCFL](https://www.facebook.com/MyFDOTCFL)
 [MYFDOT_CFL](https://www.instagram.com/MyFDOT_CFL)

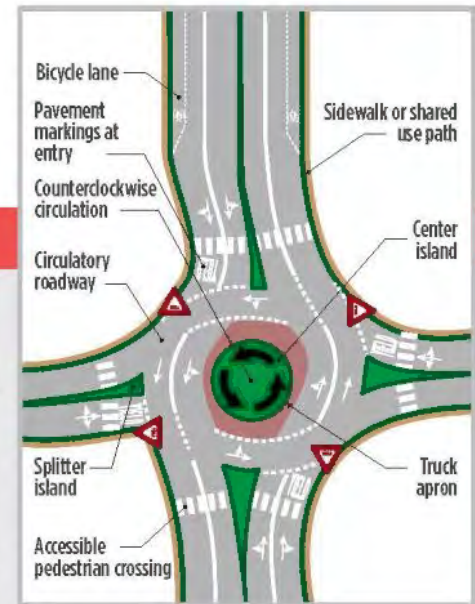
Information Provided By FDOT

More Information About Roundabouts

- » Learn more about the benefits of roundabouts at fdot.tips/roundabout
- » See planned FDOT roundabout projects in Central Florida at cflroads.com

Anatomy of a Roundabout

Modern roundabouts have been proven safer and more efficient than other types of circular intersections, such as a neighborhood traffic circle or large rotary. Roundabouts have certain distinguishing features and characteristics, which are labeled in the illustration to the right.



ROUNDBABOUT FAQs

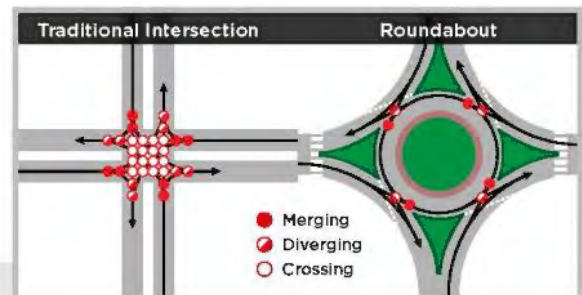
Q. How is a modern roundabout different from a traffic circle or rotary?

A. Modern roundabouts are typically smaller than the large, high-speed rotaries, which are common in the Northeast. In addition, roundabouts are typically larger than neighborhood traffic circles used to calm traffic. A roundabout has these characteristics:

- » Counterclockwise Flow – Traffic travels counterclockwise around a center island.
- » Entry Yield Control – Vehicles approaching the roundabout yield to traffic already circulating in the roundabout.
- » Low Speed – The design of approaching roadway and the diameter of the roundabout ensures low speeds through the intersection.

Q. How do roundabouts improve safety?

A. The illustration to the right shows how traditional intersections have 32 conflict points, which roundabouts reduce to just eight. Roundabouts remove right angle conflicts, which lessens the severity of crashes at these types of intersections. Incidents that do occur in roundabouts are at low speeds and are typically sideswipe, glancing collisions.



Q. How should a driver yield to emergency vehicles?

A. If you have not entered the roundabout, pull over to the right and allow the emergency vehicle to pass. If you have already entered the roundabout, continue to the closest exit and pull into it to allow the emergency vehicle to pass.

Q. How do large vehicles navigate a roundabout?

A. Roundabouts are designed to accommodate all vehicles, including tractor-trailers, emergency vehicles, recreational vehicles, etc. To accommodate the vehicle turning path as the vehicle makes its way through the roundabout, a truck apron around the inside of the circulating roadway provides the space needed. The apron is slightly elevated and visually different from the circulating roadway. This different color helps make it clear that the truck apron is not a lane for smaller vehicles or a pedestrian walkway.



Florida Department of Transportation
Innovative, Efficient and Exceptional

CFLRoads.com
 @MyFDOT_CFL

MyFDOTCFL
 MYFDOT_CFL



The following facilities will be temporarily closed or have scheduled maintenance:

⇒ **Silver Lake Village Recreation Center Indoor and Outdoor Facilities**

The Silver Lake Village Recreation Center Indoor and Outdoor Facilities will be closed for maintenance on July 26th.

⇒ **Soaring Eagle Softball Complex Infields**

The Soaring Eagle Softball Complex Infields will be closed for maintenance July 25th through August 14th.

⇒ **Springdale Neighborhood Recreation Area Adult Pool**

The Springdale Neighborhood Recreation Area Adult Pool will be closed for maintenance August 5th through August 27th.

⇒ **Bridgeport Village Recreation Center Indoor Facilities, Outdoor Facilities and Family Pool**

The Bridgeport Village Recreation Center Indoor Facilities, Outdoor Facilities and Family Pool will be closed for roof replacement July 25th through August 12th.

⇒ **Lake Miona Regional Recreation Complex Sports Pool**

The Lake Miona Regional Recreation Complex Indoor Facilities, Outdoor Facilities and Sports Pool will be closed for roofing July 17th through July 24th.

⇒ **Allamanda Village Recreation Center Pickleball and Tennis Courts**

The Allamanda Village Recreation Center Pickleball and Tennis Courts will be closed for resurfacing July 18th through August 2nd.

⇒ **Hibiscus Village Recreation Center Billiards Room**

The Hibiscus Village Recreation Center Billiards Room will be closed for table renovations July 27th through July 29th.

⇒ **Belvedere Neighborhood Recreation Area Adult Pool**

The Belvedere Neighborhood Recreation Area Adult Pool will be closed for remodeling July 1st through July 23rd.

⇒ **Coconut Cove Village Recreation Center Billiards Room**

The Coconut Cove Village Recreation Center Billiards Room will be closed for billiards table refurbishment July 20th through July 22nd.



The following facilities will be temporarily closed or have scheduled maintenance:

⇒ **Coconut Cove Village Recreation Center Indoor Facilities, Outdoor Facilities and Family Pool**

The Coconut Cove Village Recreation Center Indoor Facilities, Outdoor Facilities and Family Pool will be closed for maintenance on July 28th.

⇒ **Canal Street Village Recreation Center Family Pool**

The Canal Street Village Recreation Center Family Pool will be closed for maintenance July 20th through August 11st.

⇒ **Colony Cottage Regional Recreation Complex Shuffleboard Courts**

The Colony Cottage Regional Recreation Complex Shuffleboard Courts will be closed for maintenance July 18th through August 4th.

⇒ **SeaBreeze Regional Recreation Complex Indoor Facilities**

The SeaBreeze Regional Recreation Complex Indoor Facilities will be closed for maintenance July 18th through July 22nd.

⇒ **Burnsed Village Recreation Center Pickleball and Tennis Courts**

The Burnsed Village Recreation Center Pickleball and Tennis Courts will be closed for resurfacing July 18th through August 3rd.

⇒ **Atlas Canine Park**

The Atlas Canine Park will be closed for maintenance July 12th through July 22nd.

⇒ **Rohan Regional Recreation Complex Pickleball Court Pod A**

The Rohan Regional Recreation Complex Pickleball Court Pod A will be closed for maintenance Friday, July 8, 2022 until further notice.

⇒ **Rohan Regional Recreation Complex Tennis Courts**

The Rohan Regional Recreation Complex Tennis Courts will be closed for maintenance June 8th until further notice.

Information Provided By...

The Villages®
Community Development Districts
Community Standards

ARCHITECTURAL REVIEW COMMITTEE

HAVE AN EYE FOR GOOD *Design?*

- Do you love the aesthetic beauty and design of your community?
- Do you have experience in architecture, landscaping or reading site plans?
- Do you want to participate in keeping your community beautiful?

COME JOIN YOUR LOCAL ARCHITECTURAL REVIEW COMMITTEE AS A *Volunteer!*



The Villages®
Community Development Districts
Community Standards

For More Information: DistrictGov.org | ArchReview@DistrictGov.org | 352-751-3912

Village Community Development District No. 6 (District 6), No. 10 (District 10), and the Lady Lake / Lake County portion of The Villages north of County Road 466 are all seeking alternate members to serve on the Architectural Review Committee.

The alternate applicant must be a full time resident of the District they are applying for and have lived in The Villages for at least one year. Candidates are recommended to have education and/or experience in any of the following areas: architecture, ability to read site plans, residential/commercial construction, building management, deed restricted communities, landscaping, county code enforcement, etc.; however, this is not required. The Committee meets weekly, on Wednesdays at 8:00 AM for approximately 2-4 hours.

If you are interested in becoming an alternate member on the Architectural Review Committee, complete the application by clicking one of the following links: [District 6 Application](#), [District 10 Application](#), [Lady Lake /Lake County Application](#) and returning it to the Community Standards Department, 984 Old Mill Run, The

The Villages®

Community Development Districts

Community Standards

COMMUNITY STANDARDS DEPARTMENT ARCHITECTURAL REVIEW COMMITTEE VOLUNTEER MEMBER FOR VILLAGE COMMUNITY DEVELOPMENT DISTRICT NO. 7

APPLICATION FOR MEMBERSHIP

This application **must** be returned to the Community Standards Department, 984 Old Mill Run, The Villages, Florida **no later than 5:00 p.m. on April 15, 2021.**

I understand that being a member of the Architectural Review Committee (ARC) is a volunteer position with a four year commitment where I will spend approximately two hours every week as a committee member. **The applicant must be a full time resident of Village Community Development District No. 7 and have lived in The Villages for at least one year.** Committee members are recommended to have education and/or experience in any of the following areas: architecture, ability to read site plans, residential/commercial construction, building management, deed restricted communities, land mapping, county code enforcement, etc.

1. Please briefly describe your past business or career paths.

2. What special skills or education do you have that would benefit the ARC? (Please include special skills, experience or training such as architect, ability to read site plans, builder, condo/building management, working in deed restricted communities, etc.)

3. Are you familiar with your deed restrictions and/or covenants? Y N

Signature _____

Phone _____

Print Name _____

Village of _____

Address _____

Date _____

Village Community Development Districts
984 Old Mill Run, The Villages, Florida 32162
Business Phone: 352-751-3912 Business Fax: 352-751-6707

SAMPLE
For each District's Application, please see the previous page.