

**Contact Us:**

**Customer Service**  
352-753-4508

**Administration**  
352-751-3939

**Budget**  
352-674-1920

**Community Standards**  
352-751-3912

**Community Watch**  
352-753-0550

**Property Management**  
352-753-4022

**Finance Customer Service**  
352-750-0000

**Human Resources**  
352-674-1905

**Public Safety**  
352-205-8280

**Purchasing**  
352-751-6700

**Recreation Administration**  
352-674-1800

**Risk Management**  
352-674-1828

**Utility Operations**  
352-751-3939

## District Weekly Bulletin



### **CDD Orientation**

This valuable program is held on the **second** and **fourth** Thursday of the month at 10:00 AM in the District office located at 984 Old Mill Run in Lake Sumter Landing. For additional information, please contact the District Customer Service Center at 352-753-4508.

# Information Provided By...



## District Administrative Offices

Appointments can be made by emailing or contacting the appropriate District Department.

- Administration - 352-751-3939 or [CustomerService@districtgov.org](mailto:CustomerService@districtgov.org)
- Budget - 352-674-1920
- Bonds - 352-751-3900 or [Bonds@districtgov.org](mailto:Bonds@districtgov.org)
- Community Standards - 352-751-3912 or [DeedCompliance@districtgov.org](mailto:DeedCompliance@districtgov.org)
- Community Watch - 352-753-0550 or [CommunityWatch2@districtgov.org](mailto:CommunityWatch2@districtgov.org)
- Customer Service - 352-753-4508 or [CustomerService@districtgov.org](mailto:CustomerService@districtgov.org)
- District Clerk - 352-751-3939
- District Property Management - 352-753-4022 or [PropertyManagement@DistrictGov.org](mailto:PropertyManagement@DistrictGov.org)
- Finance - 352-753-0421
- Executive Golf - 352-674-1885
- Human Resources - 352-674-1905 or [HumanResources@districtgov.org](mailto:HumanResources@districtgov.org)
- Public Safety - 352-205-8280 or [publicsafety@districtgov.org](mailto:publicsafety@districtgov.org)
- Purchasing - 352-751-6700
- Recreation & Parks - 352-674-1800 or [RecreationDepartment@districtgov.org](mailto:RecreationDepartment@districtgov.org)
- Risk Management - 352-674-1828 or [RiskManagement@districtgov.org](mailto:RiskManagement@districtgov.org)
- Utilities - 352-750-0000 or [Utilities@districtgov.org](mailto:Utilities@districtgov.org)

If you do not know which department to contact, please call the District Customer Service Center at 352-753-4508.

**There is a drop box available in the breezeway outside of the District office located at 984 Old Mill Run. If you need to drop off correspondence, please utilize the locked drop box.**

## Thanksgiving Holiday Information

The District Customer Service Center and all District Administrative Offices will be closed on Thursday, November 24, 2022, and Friday, November 25, 2022, in observance of Thanksgiving. We will resume normal business hours on Monday, November 28, 2022. If you have any questions or would like additional information, please contact the District Customer Service Center at 352-753-4508.



## Recreation Holiday Information

### HOLIDAY HOURS & CLOSURES

| THANKSGIVING DAY   | FRIDAY AFTER   |
|--|--|
| <b>CLOSED</b><br>Recreation Offices & Centers<br>(NO Recreation Services Available.) | <b>CLOSED</b><br>Recreation Offices  |
| <b>OPEN</b><br>Outdoor Facilities & Equipment Sheds<br>Swimming Pools & Dog Parks    | <b>OPEN</b><br>Recreation Centers<br>Recreation Services<br>Representative Available<br>(8:30AM - 12PM at La Hacienda,<br>Lake Miona, Eisenhower, Rohan,<br>Everglades ONLY)<br>Outdoor Facilities & Equipment Sheds<br>Swimming Pools & Dog Parks |

DistrictGov.org | RecreationDepartment@DistrictGov.org | 352-674-1800

## Sanitation Holiday Information

### Village Community Development Districts 1-11

If you live in Village Community Development Districts 1-11 in the Sumter County, Marion County or Fruitland Park portions of The Villages, there will be no sanitation collection on Thursday, November 24, 2022. Collection will be on Saturday, November 26, 2022.

### Village Community Development District No. 12 and No. 13

If you live in Districts 12 and 13, there will be no sanitation collection on Thursday, November 24, 2022. Collection will be on Monday, November 28, 2022.

If you live in the **Lake County portion of The Villages** (not including VCDD No. 11), Thursday collection will be moved to Friday, November 25, 2022 and Friday collection will be moved to Saturday, November 26, 2022.

If you live in the **Town of Lady Lake portion of The Villages**, there will be no sanitation or recycling collection on Thursday, November 24, 2022. Trash will be collected on Monday, November 28, 2022.



## Information Provided By...



### Holiday Decoration Policy

If your Village plans on decorating the Gate House or Village/Villa Entry sign for any of the upcoming holidays, the District Boards have adopted an updated Holiday Decoration Policy. This excludes postal stations. Prior to installation, residents must submit a design to District Property Management at 1026 Canal Street, The Villages or email [PropertyManagement@districtgov.org](mailto:PropertyManagement@districtgov.org) and sign the Activity Release of Liability. [Click here](#) to see the full Holiday Decoration Policy. You may also contact District Property Management at 352-753-4022 for additional information.

## Information Provided By...



### Thanksgiving Safety

We are entering the 2022 holiday season, starting with Thanksgiving on November 24th. Like always, Risk Management wants to share ways to ensure you and your loved ones safely enjoy the holidays.

#### Traveling:

- Make sure your car is in good condition for a road trip.
- Pack an emergency preparedness kit, supplies and a first aid kit in your vehicle.
- Share travel plans with a family member or friend.
- Be well rested and alert.
- Buckle up, slow down and don't drive impaired.
- Follow the rules of the road and use caution in work zones.
- Give your full attention to the road. Avoid distractions such as cell phones.

## Information Provided By...

- Make frequent stops. During long trips, rotate drivers. If you're too tired to drive, stop and get some rest.
- Be prepared for traffic and delays, avoid road rage and share the road.
- Always drive sober. Thanksgiving (and the day before) has some of the largest totals for holiday alcohol-related accidents. Always designate a sober driver.

### Preparing the Thanksgiving spread:

- Wash your hands frequently when handling food.
- Keep raw meat and poultry separate from produce and cooked foods. Prepare foods that will not be cooked, such as vegetables and salads, before handling and preparing raw meat and poultry.
- Stay in the kitchen when you are cooking on the stovetop.
- Stay in the home when cooking your turkey, and check on it frequently.
- Keep children away from the stove, hot foods and liquids, and knives.
- Keep matches and utility lighters out of the reach of children — up high in a locked cabinet.
- Never leave children alone in a room with a lit candle.
- Keep the floor clear so you don't trip over kids, toys, cords or bags.
- Always use a food thermometer to verify meat is cooked to a safe temperature.
- Never eat food that has been left out unrefrigerated for more than 2 hours.
- Make sure your smoke alarms are working. Test them by pushing the test button.



## Information Provided By...

### Did you know?

- Thanksgiving is the peak day for home cooking fires with more than three times the daily average for such incidents. Christmas Day and Christmas Eve ranked second and third, with both having nearly twice the daily average.
- Unattended cooking was by far the leading contributing factor in cooking fires and fire deaths.
- Cooking causes half (49 percent) of all reported home fires and more than two of every five (42 percent) home fire injuries, and it is the second leading cause of home fire deaths (20 percent).

### After the Thanksgiving feast:

- Keep potentially poisonous plants away from children and pets.
- If using an artificial tree, check that it is labeled “fire resistant”.
- Place your tree at least 3 feet away from fireplaces, radiators and other heat sources, making certain not to block doorways.
- Only use indoor lights indoors and outdoor lights outdoors, and choose the right ladder for the task when hanging lights.
- Replace light sets that have broken or cracked sockets, frayed or bare wires, or loose connections.
- Follow the package directions on the number of light sets that can be plugged into one socket.
- Never nail, tack or stress wiring when hanging lights and keep plugs off the ground away from puddles and snow.
- Turn off all lights and decorations when you go to bed or leave the house.
- Use flameless, rather than lighted, candles near flammable objects.
- Never leave candles or fireplaces burning unattended or when you are asleep.

### We hope you have a happy and safe Thanksgiving!

Sources: <https://www.nfpa.org/Public-Education/Fire-causes-and-risks/Seasonal-fire-causes/Thanksgiving#:~:>; <https://www.usda.gov/media/blog/2020/11/19/dont-forget-your-thanksgiving-food-safety-steps>; <https://www.nsc.org/community-safety/safety-topics/seasonal-safety/winter-safety/holiday>



# Information Provided By...

**The Villages®**  
Community Development Districts  
Recreation & Parks



## New Year's Eve 2023

Start planning now for your 2023 New Year's Eve party. Room Reservations start December 1, 2022!

# FACILITY RESERVATION REQUEST NEW YEAR'S EVE 2023

**The Villages®**  
Recreation & Parks

ROOM RESERVATIONS START  
**DECEMBER 1, 2022**  
FOR USE ON DECEMBER 31, 2023

Email completed application to [RoomReservations@DistrictGov.org](mailto:RoomReservations@DistrictGov.org)  
or deliver to any **At Your Service** + Location below

**La Hacienda | SeaBreeze | Fenney | Ezell**  
Monday - Friday | 8AM - 5PM



For more information  
and facility reservation guidelines:

Call 352-674-1800 | Visit [DistrictGov.org](http://DistrictGov.org)  
Email [RoomReservations@DistrictGov.org](mailto:RoomReservations@DistrictGov.org)



© 2022 Village Center Community Development District. All Rights Reserved.

ROOM RESERVATION APPLICATION AVAILABLE ONLINE

[DistrictGov.org](http://DistrictGov.org) Click on > Department > Recreation > Quick Links > Room Reservations > Facility Reservation Application

## Annual Christmas Parade

Join your neighbors and celebrate the season by attending the Annual Christmas Parade on Friday, December 2, 2022 at Spanish Springs Town Square!

**The Villages®**  
**Christmas Parade**  
JOIN YOUR NEIGHBORS AND CELEBRATE THE SEASON  
December 2, 2022 | Spanish Springs Town Square®  
PARADE STARTS: 3PM  
**The Villages®**  
Recreation & Parks

For More information: [DistrictGov.org](http://DistrictGov.org) | [RecreationDepartment@DistrictGov.org](mailto:RecreationDepartment@DistrictGov.org) | 352-753-1716



# Information Provided By...

The Villages®  
Community Development Districts  
Recreation & Parks



## Lake Okahumpka Recreation

The Lake Okahumpka Recreation facilities are NOW OPEN! You will be able to watch the sun rise over the lake from the boardwalk, catch glimpses of all the wildlife abuzz on the trails and paths winding around the center and eventually try your hand at Kayaking.

The current hours are 7:00 AM to 8:00 PM until further notice. Call Lake Okahumpka Recreation at 352-674-1887 for more information.



Lake Okahumpka Recreation | 4505 Okahumpka Run



\*Recreation Center is not open 11/24, Happy Thanksgiving!

The Villages®  
Recreation & Parks





## Information Provided By...



### **2022 Landowner Election Results**

#### **Village Center CDD**

Bobby Hoopfer - 4 year term

IV Chandler - 4 year term

Doug Tharp - 2 year term

#### **Sumter Landing CDD**

Joe Nisbett - 4 year term

Randy McDaniel - 4 year term

Mike Berning - 2 year term

#### **Brownwood CDD**

Lester Coggins - 4 year term

Ken Stoff - 4 year term

Gerry Andrews - 2 year term

#### **VCDD No. 13**

Gary Frigiola - 4 year term

Danny Graham - 2 year term

Tom Law - 4 year term

#### **Amenity Authority Committee – Lady Lake/Lake County**

Sandra Mott - 77 votes

Edward Regan - 56 votes

#### **Amenity Authority Committee – District 2**

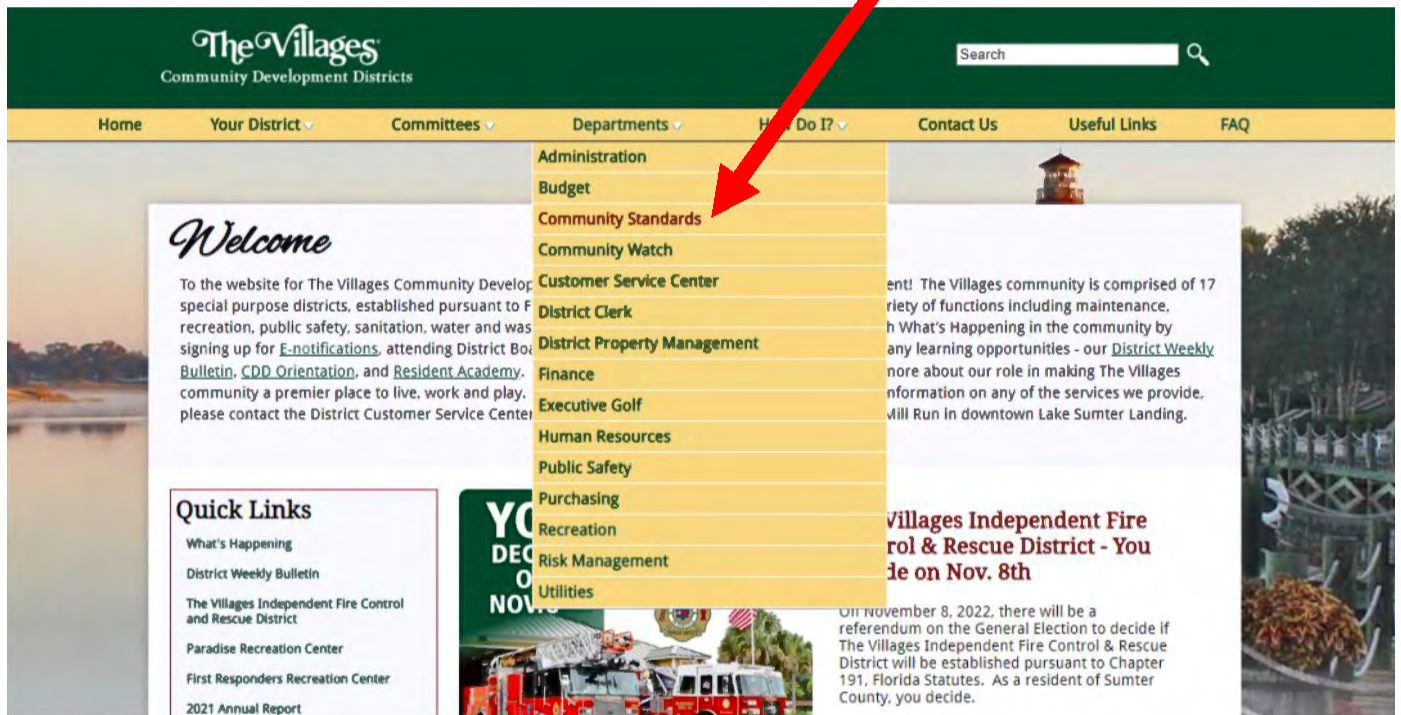
Richard Benson - 159

Jim Cipollone - 52

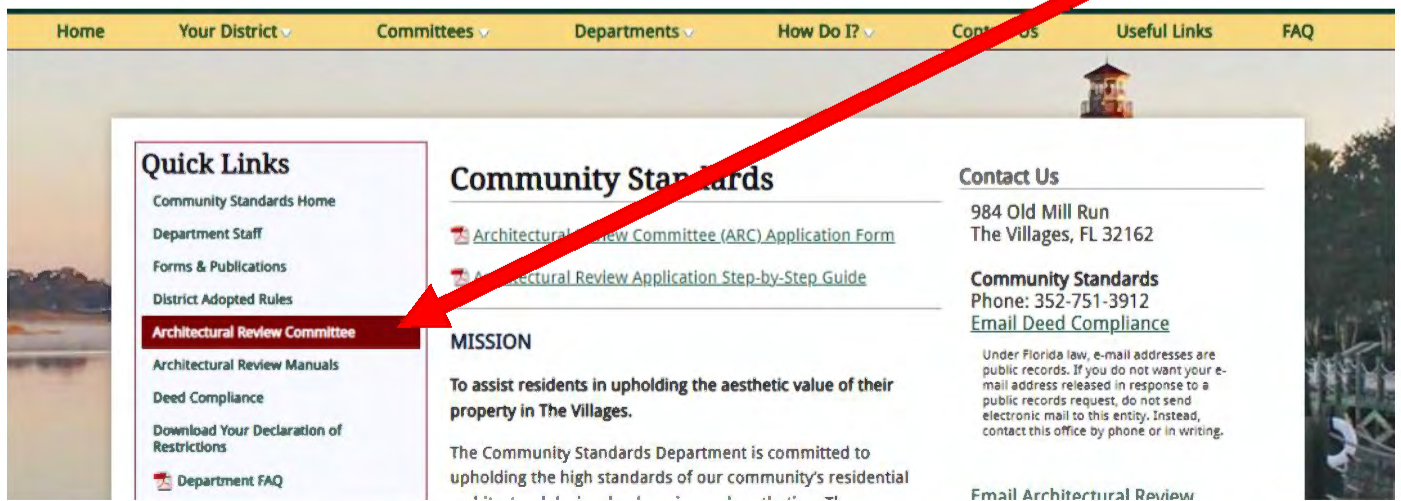
Ann Forrester - 104

### Where can I find the upcoming Architectural Review Committee Agendas online?

1. Visit [DistrictGov.org](http://DistrictGov.org).
2. Under the Departments tab, click on Community Standards.



3. On the left-hand side of the page under Quick Links, click on Architectural Review Committee.





- 4. On the left-hand side of the screen under Quick Links, click on Public Meeting Notices and Results.



- 5. Here you'll find the upcoming agenda at the top of the list and previous agendas beneath it.

**Quick Links**

- Committees Home
- Architectural Review Committee
- Public Meeting Notices and Results
- Committee Members
- Community Standards Home
- Forms and Publications
- Meeting Information

Submit Feedback, Inquiry, or Concern

Sign up for e-Notifications

Public Records Information

## Architectural Review

Lady Lake/Lake County & Districts 1-10 meet every Wednesday 8:00a.m.

Districts 11-13 meet every Wednesday 1:00 p.m |

[Landscape Presentation 2/22/2019](#)

\*\*The District is now posting electronic agendas for public review. Once you have opened the Agenda, a "#" signifies documentation is attached for review. Simply click on the number and it will link you to the documentation for the corresponding number. To return to the agenda hit Ctrl and Home.\*\*

### Meeting Search

Meetings Within:  From:

Meeting Type:

Category:

Containing Text:

| Meeting Date | Meeting Type                            | Meeting Location                         | Online Agenda |
|--------------|---|--|---------------|
| 08/24/22     | ARC - VCDD No. 12 - VCDD No. 11 - 13    | 984 Old Mill Run - Large Conference Room |               |
| 08/24/22     | VCDD Nos. 1 - 10, Lady Lake/Lake County | 984 Old Mill Run - Large Conference Room |               |
| 08/17/22     | ARC - VCDD No. 12 - VCDD No. 11 - 13    | 984 Old Mill Run - Large Conference Room |               |
| 08/17/22     | VCDD Nos. 1 - 10, Lady Lake/Lake County | 984 Old Mill Run - Large Conference Room |               |



# The Villages®

## Community Development Districts

### Executive Golf

The chart below indicates a range of tee time reservations available and the last time reservation points are assigned. Tee Times begin close to sunrise, no earlier than 7:02 a.m. Tee Times end approximately 30 minutes prior to sunset, no later than 7:00 p.m. During the months of May through December, there are no reservation points assigned after 4:00 p.m.

| Start                     | End                        | First Tee Time | No Points Assigned After | Last Tee Time |
|---------------------------|----------------------------|----------------|--------------------------|---------------|
| January 1 <sup>st</sup>   | January 31 <sup>st</sup>   | 7:20           | 4:15                     | <b>5:15</b>   |
| February 1 <sup>st</sup>  | February 20 <sup>th</sup>  | 7:20           | 4:30                     | <b>5:30</b>   |
| February 21 <sup>st</sup> | February 28 <sup>th</sup>  | 7:02           | 4:30                     | <b>5:45</b>   |
| March 1 <sup>st</sup>     | March 12 <sup>th</sup>     | 7:02           | 4:45                     | <b>6:00</b>   |
| March 13 <sup>th</sup>    | March 31 <sup>st</sup>     | 7:38           | 6:00                     | <b>7:00</b>   |
| April 1 <sup>st</sup>     | April 13 <sup>th</sup>     | 7:20           | 6:15                     | <b>7:00</b>   |
| April 14 <sup>th</sup>    | April 30 <sup>th</sup>     | 7:02           | 6:15                     | <b>7:00</b>   |
| May 1 <sup>st</sup>       | May 31 <sup>st</sup>       | 7:02           | 4:00                     | <b>7:00</b>   |
| June 1 <sup>st</sup>      | June 30 <sup>th</sup>      | 7:02           | 4:00                     | <b>7:00</b>   |
| July 1 <sup>st</sup>      | July 31 <sup>st</sup>      | 7:02           | 4:00                     | <b>7:00</b>   |
| August 1 <sup>st</sup>    | August 31 <sup>st</sup>    | 7:02           | 4:00                     | <b>7:00</b>   |
| September 1 <sup>st</sup> | September 30 <sup>th</sup> | 7:11           | 4:00                     | <b>7:00</b>   |
| October 1 <sup>st</sup>   | October 16 <sup>th</sup>   | 7:29           | 4:00                     | <b>6:30</b>   |
| October 17 <sup>th</sup>  | November 5 <sup>th</sup>   | 7:38           | 4:00                     | <b>6:15</b>   |
| November 6 <sup>th</sup>  | November 30 <sup>th</sup>  | 7:02           | 4:00                     | <b>5:00</b>   |
| December 1 <sup>st</sup>  | December 13 <sup>th</sup>  | 7:11           | 4:00                     | <b>5:00</b>   |
| December 14 <sup>th</sup> | December 31 <sup>st</sup>  | 7:20           | 4:00                     | <b>5:00</b>   |

#### Notes:

Daylight Savings Time begins on March 13<sup>th</sup> 2022

Daylight Savings Time ends on November 6<sup>th</sup> 2022



# Frequently Asked Questions and Answers



Submit Feedback,  
Inquiry, or Concern

## The Villages® Community Development Districts Customer Service

### **The street light behind our home is not working at night, who should I call?**

You should notify the company you pay your electric bill to:

- Call SECO Energy at 352-793-3801 or click on the following link — [SECO Energy Light Finder](#).
- Call DUKE Energy at 800-700-8744 or click on the following link — [Duke Energy](#).
- Call the City of Leesburg at 352-728-9830 or click on the following link — [City of Leesburg Electric Department](#).

If you are able to locate the number on the pole, please provide it when reporting the outage.



# Frequently Asked Questions and Answers



## How can I have the flyer for my neighborhood event posted on the bulletin boards at my postal facility?

The bulletin boards located at the postal facilities provide a communication resource for The Villages neighborhood groups and the District Government to post neighborhood events and information.

- All items must be approved by the District before posting
- Items shall not be posted to exceed two (2) weeks or until the post is no longer valid
- Any type of notice posted to the outside of the bulletin board or posted without prior approval will be removed and discarded

The following items will not be approved for posting at any time:

- Commercial services / activities
- Charitable activities / organizations
- Religious material
- Club recruitment / membership notices
- Petitions
- Items or services for sale
- Materials that oppose or support political candidates or ballot measures



To submit an item for posting, please:

- Visit the Customer Service Center at 984 Old Mill Run or our Satellite Office at 4856 South Morse Blvd. to drop off the posting
- Email the item to [customerservice@districtgov.org](mailto:customerservice@districtgov.org)
- Place the item in the Utility / Amenity / District Correspondence box located at each postal facility
- Include your name, contact information, post and removal date and posting location

For additional information or to view the complete Postal Facility Bulletin Board Guidelines, please contact the District Customer Service Center at 352-753-4508 or visit [DistrictGov.org](http://DistrictGov.org).



# Information Provided By FDOT

## Multi-Lane Roundabouts Fact Sheet

- » Learn more about the benefits of roundabouts at [fdot.tips/roundabout](https://fdot.tips/roundabout)
- » See planned FDOT roundabout projects in Central Florida at [cflroads.com](https://cflroads.com)

### How to Get Around a Roundabout



When navigating a roundabout it is important to think of it like a traditional intersection. Just like a traditional intersection, a motorist chooses which lane to be in before approaching the intersection. When approaching a roundabout, drivers will see a sign showing which lanes to use for right turns, straight-through travel, and left turns.

Once you pick a lane, stay in that lane until you exit the roundabout. The following series of diagrams illustrates how to make each movement in a multi-lane roundabout:

|             | From Multi-Lane Road  | From Two-Lane Road  |  |
|-------------|---|---|--|
| Go Straight | <p>Use either lane to go straight.</p>                                  | <p>Follow your lane to go straight.</p>                                 | <b>TRAFFIC TIP:</b><br>Slow down when approaching a roundabout. Roundabouts are designed for speeds between 15 and 25 mph.                     |
| Turn Left   | <p>Use the left lane and follow the pavement markings to turn left.</p> | <p>Follow the pavement markings to turn left into the outside lane.</p> | <b>TRAFFIC TIP:</b><br>Yield to pedestrians and bicyclists in marked crosswalks when you enter and exit the roundabout.                        |
| Turn Right  | <p>Use the right lane to turn right.</p>                                | <p>Turn right into the outside lane.</p>                                | <b>TRAFFIC TIP:</b><br>Before entering a roundabout, look left and yield to all traffic already in the roundabout; they have the right of way. |



Florida Department of Transportation  
*Innovative, Efficient and Exceptional*

[CFLRoads.com](https://CFLRoads.com)  
 [@MyFDOT\\_CFL](https://twitter.com/MyFDOT_CFL)

[MyFDOTCFL](https://www.facebook.com/MyFDOTCFL)  
 [MYFDOT\\_CFL](https://www.instagram.com/MyFDOT_CFL)



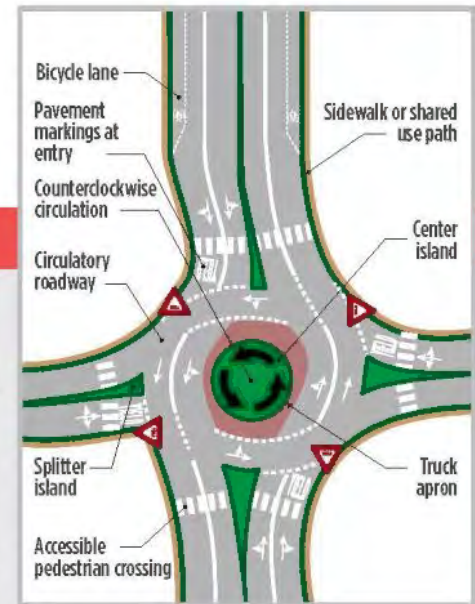
# Information Provided By FDOT

## More Information About Roundabouts

- » Learn more about the benefits of roundabouts at [fdot.tips/roundabout](https://fdot.tips/roundabout)
- » See planned FDOT roundabout projects in Central Florida at [cflroads.com](https://cflroads.com)

## Anatomy of a Roundabout

Modern roundabouts have been proven safer and more efficient than other types of circular intersections, such as a neighborhood traffic circle or large rotary. Roundabouts have certain distinguishing features and characteristics, which are labeled in the illustration to the right.



## ROUNDBABOUT FAQs

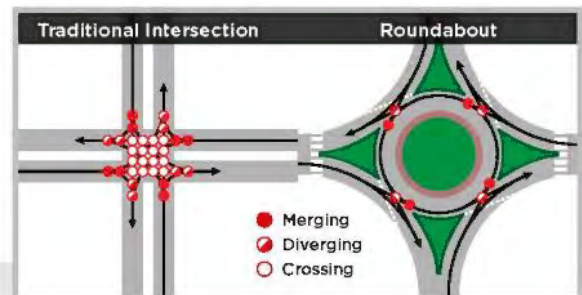
### Q. How is a modern roundabout different from a traffic circle or rotary?

A. Modern roundabouts are typically smaller than the large, high-speed rotaries, which are common in the Northeast. In addition, roundabouts are typically larger than neighborhood traffic circles used to calm traffic. A roundabout has these characteristics:

- » Counterclockwise Flow – Traffic travels counterclockwise around a center island.
- » Entry Yield Control – Vehicles approaching the roundabout yield to traffic already circulating in the roundabout.
- » Low Speed – The design of approaching roadway and the diameter of the roundabout ensures low speeds through the intersection.

### Q. How do roundabouts improve safety?

A. The illustration to the right shows how traditional intersections have 32 conflict points, which roundabouts reduce to just eight. Roundabouts remove right angle conflicts, which lessens the severity of crashes at these types of intersections. Incidents that do occur in roundabouts are at low speeds and are typically sideswipe, glancing collisions.



### Q. How should a driver yield to emergency vehicles?

A. If you have not entered the roundabout, pull over to the right and allow the emergency vehicle to pass. If you have already entered the roundabout, continue to the closest exit and pull into it to allow the emergency vehicle to pass.

### Q. How do large vehicles navigate a roundabout?

A. Roundabouts are designed to accommodate all vehicles, including tractor-trailers, emergency vehicles, recreational vehicles, etc. To accommodate the vehicle turning path as the vehicle makes its way through the roundabout, a truck apron around the inside of the circulating roadway provides the space needed. The apron is slightly elevated and visually different from the circulating roadway. This different color helps make it clear that the truck apron is not a lane for smaller vehicles or a pedestrian walkway.



Florida Department of Transportation  
*Innovative, Efficient and Exceptional*

CFLRoads.com  
 @MyFDOT\_CFL

MyFDOTCFL  
 MYFDOT\_CFL



# Information Provided By Jacobs

## THE UNFLUSHABLES:

### Keep wipes and other products from clogging your community's sewer system

With developments surrounding the COVID-19 pandemic, there's lots of change and interruption in our lives. Panic buying has left some people without adequate supplies of toilet paper, and they may have no choice but to use other products in the bathroom. Therefore, it's important that we make sound decisions to prevent clogs and damage to sewer systems.

To keep wastewater systems working properly, please flush only the appropriate waste down the toilet.

### WIPES CLOG PIPES, SO REMEMBER THESE TIPS:

#### FLUSH IT:

Biological waste (urine, feces) and toilet paper are the only materials that should be flushed down the toilet. Toilet paper breaks down in water. Other products do not.

#### TRASH IT:

Anything else—cotton swabs, baby wipes, wet wipes (even if marked "flushable") and paper towels. These items must be disposed of as domestic waste and NOT flushed down the toilet.



**IT'S A TOILET  
NOT A TRASH CAN!**

**\*ONLY FLUSH TOILET PAPER**

#### PLACE THESE ITEMS IN THE TRASH, NOT THE TOILET:

- Paper towels and napkins
- Disinfecting wipes (even if marked "flushable")
- Baby wipes
- Diapers
- Feminine hygiene products



These steps will help us keep collection and treatment systems operating properly. If there's no toilet paper and you must use something else, keep a trash bin in the bathroom to dispose of non-toilet-paper products. Clean the bin and surrounding areas regularly. Businesses should provide similar trash bins and consider posting signs reminding patrons not to flush non-toilet-paper products.

Please help us avoid unnecessary sewer clogs and backups.

[www.jacobs.com](http://www.jacobs.com)



# Jacobs



# S H A R E

ee,



ear,



ct politely &



esponsibly to



njoy!



**The Villages**  
Community Development Districts

**Our Multi-Modal Paths are for everyone's enjoyment — so be safe and share the path!**

# Information Provided By the Florida Department of Health

Monday, November 7, 2022

## Florida Department of Health Addresses Respiratory Syncytial Virus in Florida

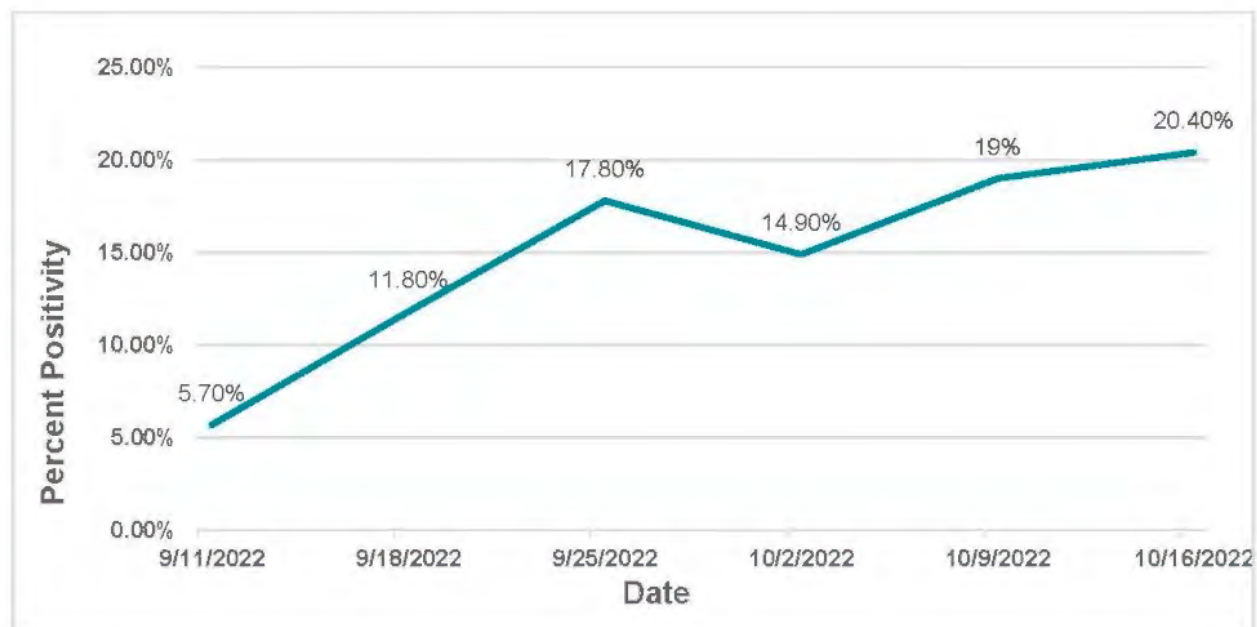


Contact:  
Alexyia Huffman  
[Alexyia.Huffman@FLhealth.gov](mailto:Alexyia.Huffman@FLhealth.gov)  
352-569-3134

**Bushnell, Fla.** – The Florida Department of Health (Department) is monitoring an above-average number of cases of respiratory syncytial virus (RSV) in Florida communities. This common respiratory virus may cause a higher number of pediatric emergency department visits compared to previous years.

Sumter County has been affected by this increase in RSV activity. The number of respiratory samples that have tested positive for RSV in local emergency departments and urgent care centers has increased from 5.7% on September 11<sup>th</sup>, 2022 to 20.4% on October 16<sup>th</sup>, 2022, as shown in the graph below.

**Figure 1: Percent positivity of samples that test RSV-positive by week, Sumter County, FL, 9/11/2022 – 10/16/2022**



RSV is an infection of the lungs and respiratory tract with symptoms similar to a common cold. Mild case symptoms can include congested or runny nose, dry cough, low-grade fever, sore throat, sneezing, and headache. In severe cases, RSV symptoms may include fever, cough, wheezing, rapid or difficulty breathing, or bluish skin color.



## Information Provided By the Florida Department of Health

Follow these important steps to protect yourself and others from respiratory illness:

1. Wash your hands often with soap and water. If soap and water are not available, use an alcohol-based hand sanitizer.
2. Avoid close contact with people who are sick.
3. Clean and disinfect frequently touched surfaces.
4. Stay home if you are sick and keep children home if they are sick.
5. Cover your mouth and nose when sneezing and coughing. If you don't have a tissue, cough or sneeze into your upper sleeve or elbow, not your hands.

Infants are the most severely affected by RSV. Symptoms of severe cases in infants are short, shallow, and rapid breathing, struggling to breathe, cough, poor feeding, unusual tiredness, or irritability.

Most children and adults recover in one to two weeks, although some might have repeated wheezing. Severe or life-threatening infection requiring a hospital stay may occur in premature infants or in anyone who has chronic heart or lung problems.

For more information, please visit the [Florida Department of Health](#) and [Centers for Disease Control and Prevention \(CDC\)](#).

\*\*\*

### About the Florida Department of Health

The Department, nationally accredited by the [Public Health Accreditation Board](#), works to protect, promote, and improve the health of all people in Florida through integrated state, county and community efforts.

Follow us on [Facebook](#), [Instagram](#) and Twitter at [@HealthyFla](#). For more information about the Florida Department of Health please visit [www.FloridaHealth.gov](#).



# The Villages®

## Community Development Districts

### District 3

#### **NOTICE OF VACANCY**

#### **VILLAGE COMMUNITY DEVELOPMENT**

#### **DISTRICT NO. 3 BOARD OF SUPERVISORS**

The Village Community Development District No. 3 Board of Supervisors is seeking applicants who are interested in filling Seat 4, which will be vacant because a qualified elector did not qualify for the seat. The remainder of the existing four (4) year term for the vacated Seat will expire in November 2026.

Any interested applicants must be a qualified elector which is defined by Florida Statute 190 as “any person at least 18 years of age who is a citizen of the United States, a legal resident of Florida and of the district, and who registers to vote with the Supervisor of Elections in the county in which the district land is located”. To obtain additional information or request an application you may contact Jennifer Farlow, District Clerk, at 352-751-3939 or obtain a copy of the application on the [DistrictGov.org](http://DistrictGov.org) website.

**Applications must be submitted to the District Clerk no later than 5 PM on Tuesday, November 29, 2022 at the District Office, 984 Old Mill Run, The Villages, FL.**

The Board of Supervisors will interview applicants during a Board Meeting to be held on Friday, December 9, 2022 at 11:00 AM in the District Office Board Room, 984 Old Mill Run, The Villages, FL.

**\*\*The Board of Supervisors welcome interested applicants to include a resume with their experience as an attachment to the application\*\***

**APPLICATION FOR APPOINTMENT TO DISTRICT 3 BOARD OF SUPERVISORS**

**Seat 4 – Term Expires 11/2026**  
**PLEASE PRINT OR TYPE**

APPLICANT NAME: \_\_\_\_\_ E-MAIL: \_\_\_\_\_

ADDRESS: \_\_\_\_\_ PHONE # \_\_\_\_\_

CITY: \_\_\_\_\_ ZIP CODE: \_\_\_\_\_ CELL/BUSINESS# \_\_\_\_\_

OCCUPATION: \_\_\_\_\_ PREVIOUS OCCUPATION: \_\_\_\_\_

HOW LONG HAVE YOU LIVED IN THE VILLAGES? \_\_\_\_\_

REFERENCES: (PLEASE DO NOT USE CDD BOARD MEMBERS)

|    | <u>NAME</u> | <u>ADDRESS</u> | <u>PHONE</u> |
|----|-------------|----------------|--------------|
| 1) | _____       | _____          | _____        |
| 2) | _____       | _____          | _____        |
| 3) | _____       | _____          | _____        |

PLEASE ADD ADDITIONAL SHEETS AS NECESSARY

HAVE YOU ATTENDED THE COMMUNITY DEVELOPMENT DISTRICT ORIENTATION SEMINAR?

WHAT PRESENT/PREVIOUS WORK EXPERIENCE DO YOU HAVE WHICH RELATES TO DISTRICT 3 RESPONSIBILITIES?

WHAT PRESENT/PREVIOUS VOLUNTEER EXPERIENCES DO YOU HAVE WHICH RELATES TO DISTRICT 3 RESPONSIBILITIES?

WHAT SPECIAL CONTRIBUTIONS DO YOU BELIEVE YOU CAN BRING TO DISTRICT 3?

WHY DO YOU WANT TO SERVE ON THE DISTRICT 3 BOARD?

HAVE YOU ATTENDED ANY DISTRICT 3 BOARD MEETINGS?

LIST GOVERNMENT BOARDS (OR COUNCILS) ON WHICH YOU HAVE PREVIOUSLY SERVED.

---

PLEASE RETURN COMPLETED FORM NO LATER THAN **TUESDAY, NOVEMBER 29, 2022, 5:00 PM** TO THE DISTRICT OFFICE, ATTENTION: JENNIFER FARLOW, 984 OLD MILL RUN, THE VILLAGES, FLORIDA 32162. INTERVIEWS WILL BE HELD ON **FRIDAY, DECEMBER 9, 2022 AT 11:00 AM** AT THE DISTRICT OFFICE BOARD ROOM, 984 OLD MILL RUN, THE VILLAGES, FLORIDA. PLEASE CALL MS. FARLOW AT 751-3939 IF YOU HAVE ANY QUESTIONS REGARDING YOUR APPLICATION.

**IMPORTANT LEGAL REQUIREMENTS FOR DISTRICT 3 BOARD OF SUPERVISORS**

AS A MEMBER OF DISTRICT 3 BOARD OF SUPERVISORS, YOU WILL BE OBLIGATED TO FOLLOW ANY APPLICABLE LAWS REGARDING GOVERNMENT-IN-SUNSHINE, CODE OF ETHICS FOR PUBLIC OFFICERS AND PUBLIC RECORDS DISCLOSURE. TRAINING IN THESE AREAS WILL BE PROVIDED BY THE DISTRICT.

SIGN: \_\_\_\_\_ DATED: \_\_\_\_\_

PRINT: \_\_\_\_\_ RECEIVED BY CLERK: \_\_\_\_\_





**The following facilities will be temporarily closed or have scheduled maintenance:**

⇒ **La Hacienda Recreation Tennis Courts**

The La Hacienda Recreation Tennis Courts will be closed for maintenance until further notice.

⇒ **El Santiago Recreation Indoor Facilities, Outdoor Facilities and Family Pool**

The El Santiago Recreation Indoor Facilities, Outdoor Facilities and Family Pool will be closed for maintenance on November 30th.

⇒ **Lake Miona Recreation Sports Pool**

The Lake Miona Recreation Sports Pool will be closed for trellis replacement December 26th through January 2nd.

⇒ **Churchill Street Recreation Indoor Facilities, Outdoor Facilities and Family Pool**

The Churchill Street Recreation Indoor Facilities, Outdoor Facilities and Family Pool will be closed for quarterly maintenance on November 22nd.

⇒ **Canal Street Recreation Shuffleboard Courts**

The Canal Street Recreation Shuffleboard Courts will be closed for resurfacing November 28th through December 16th.

⇒ **Colony Cottage Recreation**

The Colony Cottage Recreation front entrance and fitness entrance will have limited access due to maintenance on November 23rd.

⇒ **Fish Hawk Recreation Indoor Facilities, Outdoor Facilities and Family Pool**

The Fish Hawk Recreation Indoor Facilities, Outdoor Facilities and Family Pool will be closed for maintenance on November 29th.

⇒ **LaBelle Recreation Adult Pool**

The Labelle Recreation Adult Pool will be closed for maintenance November 4th until further notice.



# The Villages®

Community Development Districts  
Property Management

**The following facilities will be temporarily closed or have scheduled maintenance:**

⇒ **Manatee Recreation Pickleball and Tennis Courts**

The Manatee Recreation Pickleball and Tennis Courts will be closed for maintenance October 31st through November 21st.

⇒ **Bradenton Recreation Pickleball and Tennis Courts**

The Bradenton Recreation Pickleball and Tennis Courts will be closed for full court refurbishment December 7th through January 3rd.

⇒ **Bradenton Recreation Family Pool**

The Bradenton Recreation Family Pool will be closed for full pool refurbishment October 28th through November 20th.

⇒ **Collier Recreation Adult Pool**

The Collier Recreation Adult Pool will be closed for full pool refurbishment November 28th through December 17th.

⇒ **Burnsed Recreation Indoor Facilities, Outdoor Facilities and Family Pool**

The Burnsed Recreation Indoor Facilities, Outdoor Facilities and Family Pool will be closed for quarterly maintenance on December 6th.

⇒ **Burnsed Recreation Shuffleboard Courts**

The Burnsed Recreation Shuffleboard Courts will be closed for resurfacing October 31st through November 18th.

⇒ **Burnsed Village Recreation Center Pickleball and Tennis Courts**

The Burnsed Village Recreation Center Pickleball and Tennis Courts will be closed for resurfacing August 1st until further notice.

⇒ **Moyer Recreation Indoor Facilities, Outdoor Facilities and Family Pool**

The Moyer Recreation Indoor Facilities, Outdoor Facilities and Family Pool will be closed for quarterly maintenance on November 30th.



# Information Provided By...

**The Villages®**  
Community Development Districts  
**Community Standards**

## ARCHITECTURAL REVIEW COMMITTEE

HAVE AN EYE FOR GOOD *Design?*

- Do you love the aesthetic beauty and design of your community?
- Do you have experience in architecture, landscaping or reading site plans?
- Do you want to participate in keeping your community beautiful?

COME JOIN YOUR LOCAL ARCHITECTURAL REVIEW COMMITTEE AS A *Volunteer!*



**The Villages®**  
Community Development Districts  
**Community Standards**

For More Information: [DistrictGov.org](http://DistrictGov.org) | [ArchReview@DistrictGov.org](mailto:ArchReview@DistrictGov.org) | 352-751-3912

Village Community Development District No. 6 (District 6), No. 10 (District 10), and the Lady Lake / Lake County portion of The Villages north of County Road 466 are all seeking alternate members to serve on the Architectural Review Committee.

The alternate applicant must be a full time resident of the District they are applying for and have lived in The Villages for at least one year. Candidates are recommended to have education and/or experience in any of the following areas: architecture, ability to read site plans, residential/commercial construction, building management, deed restricted communities, landscaping, county code enforcement, etc.; however, this is not required. The Committee meets weekly, on Wednesdays at 8:00 AM for approximately 2-4 hours.

If you are interested in becoming an alternate member on the Architectural Review Committee, complete the application by clicking one of the following links: [District 6 Application](#), [District 10 Application](#), [Lady Lake /Lake County Application](#) and returning it to the Community Standards Department, 984 Old Mill Run, The

The Villages®  
Community Development Districts  
Community Standards

COMMUNITY STANDARDS DEPARTMENT  
ARCHITECTURAL REVIEW COMMITTEE  
VOLUNTEER MEMBER FOR  
VILLAGE COMMUNITY DEVELOPMENT DISTRICT NO. 7

APPLICATION FOR MEMBERSHIP

This application **must** be returned to the Community Standards Department, 984 Old Mill Run, The Villages, Florida **no later than 5:00 p.m. on April 15, 2021.**

I understand that being a member of the Architectural Review Committee (ARC) is a volunteer position with a four year commitment where I will spend approximately two hours every week as a committee member. **The applicant must be a full time resident of Village Community Development District No. 7 and have lived in The Villages for at least one year.** Committee members are recommended to have education and/or experience in any of the following areas: architecture, ability to read site plans, residential/commercial construction, building management, deed restricted communities, land use planning, county code enforcement, etc.

1. Please briefly describe your past business or career paths.

---

---

2. What special skills or education do you have that would benefit the ARC? (Please include special skills, experience or training such as architect, ability to read site plans, builder, condo/building management, working in deed restricted communities, etc.)

---

---

---

---

3. Are you familiar with your deed restrictions and/or covenants?    Y    N

Signature \_\_\_\_\_

Phone \_\_\_\_\_

Print Name \_\_\_\_\_

Village of \_\_\_\_\_

Address \_\_\_\_\_

Date \_\_\_\_\_

Village Community Development Districts  
984 Old Mill Run, The Villages, Florida 32162  
Business Phone: 352-751-3912    Business Fax: 352-751-6707

**SAMPLE**  
**For each District's Application, please see the previous page.**