

Contact Us:

Customer Service
352-753-4508

Administration
352-751-3939

Budget
352-674-1920

Community Standards
352-751-3912

Community Watch
352-753-0550

Property Management
352-753-4022

Finance Customer Service
352-750-0000

Human Resources
352-674-1905

Public Safety
352-205-8280

Purchasing
352-751-6700

Recreation Administration
352-674-1800

Risk Management
352-674-1828

Utility Operations
352-751-3939

District Weekly Bulletin



CDD Orientation

This valuable program is held on the **second** and **fourth** Thursday of the month at 10:00 AM in the District office located at 984 Old Mill Run in Lake Sumter Landing. For additional information, please contact the District Customer Service Center at 352-753-4508.

Information Provided By...



District Administrative Offices

- Administration: 352-751-3939 or District@districtgov.org
- Budget: 352-674-1920 or budget@districtgov.org
- Bonds: 352-751-3900 or Bonds@districtgov.org
- Community Standards: 352-751-3912 or DeedCompliance@districtgov.org or ArchReview@districtgov.org
- Community Watch: 352-753-0550 or CommunityWatch2@districtgov.org
- Customer Service: 352-753-4508 or CustomerService@districtgov.org
- District Clerk: 352-751-3939 or DistrictClerk@districtgov.org
- District Property Management: 352-753-4022 or PropertyManagement@DistrictGov.org
- Finance: 352-753-0421 or Finance@districtgov.org
- Executive Golf: 352-674-1885 or ExecutiveGolfMaintenance@districtgov.org
- Human Resources: 352-674-1905 or HumanResources@districtgov.org
- Public Safety: 352-205-8280 or PublicSafety@districtgov.org
- Purchasing: 352-751-6700 or Purchasing@districtgov.org
- Recreation & Parks: 352-674-1800 or RecreationDepartment@districtgov.org
- Risk Management: 352-674-1828 or RiskManagement@districtgov.org
- Utilities: 352-750-0000 or Utilities@districtgov.org

If you do not know which department to contact, please call the District Customer Service Center at 352-753-4508.

There is a drop box available in the breezeway outside of the District office located at 984 Old Mill Run. If you need to drop off correspondence, please utilize the locked drop box.

Martin Luther King Jr. Holiday Information

The District Customer Service Center and all District administrative offices will be closed on Monday, January 16, 2023 in observance of Martin Luther King Jr. Day. We will resume normal business hours on Tuesday, January 17, 2023.

If you have any questions or would like additional information, please contact the District Customer Service Center at 352-753-4508.

Sanitation Holiday Information

Village Community Development Districts 1-11

If you live in Village Community Development Districts 1-11 in the Sumter County, Marion County or Fruitland Park portions of The Villages, there is no sanitation schedule change due to the holiday.

Village Community Development District No. 12 and No. 13

If you live in Districts 12 and 13, there will be no sanitation schedule change due to the holiday.

Lake County portion of The Villages (not including VCDD No. 11)

If you live in the **Lake County portion of The Villages** (not including VCDD No. 11), there will be no sanitation schedule change due to the holiday.

Lady Lake portion of The Villages

If you live in the **Town of Lady Lake portion of The Villages**, there will be no sanitation schedule change due to the holiday.

Recreation Holiday Information

Recreation Administration and all recreation offices will be closed on Monday, January 16, 2023 in observance of Martin Luther King Jr. Day. The recreation centers, fitness clubs, outdoor facilities, swimming pools and boat tours will be open as usual.

Guest ID Cards, Executive Trail Pass and Activity Registration will be available at La Hacienda, Lake Miona, Eisenhower, Rohan and Everglades At Your Service Centers from 8:30 AM to 12 PM. Regular office hours will resume on Tuesday, January 17, 2023. If you have any questions or need further information, contact your nearest recreation center or call Recreation Administration at 352-674-1800.

Save the Date

Water Matters Event — April 22, 2023



The graphic is a promotional banner for a 'Water Matters' event. It features a dark green header with 'SQUARE EVENT' and 'SAVE THE DATE' in white. Below the header, the event title 'WATER MATTERS' is written in large, blue, stylized letters. To the right, the date and time 'APRIL 22, 2023 9AM - 1PM' and the location 'Lake Sumter Landing Market Square' are listed. A box on the right contains logos for 'Jacobs', 'UF IFAS UNIVERSITY of FLORIDA', and 'The Villages WATER WISDOM'. At the bottom, contact information is provided: 'More information: DistrictGov.org | PropertyManagement@DistrictGov.org | 352-753-4022'. The background includes a fountain icon and a small logo for 'The Villages Market Square LAKE SUMTER LANDING'.

SQUARE EVENT **SAVE THE DATE**

WATER MATTERS

APRIL 22, 2023
9AM - 1PM

Lake Sumter Landing
Market Square®

LEARN & GATHER INFORMATION
from these VENDORS and MANY more!

Jacobs **UF IFAS**
UNIVERSITY of FLORIDA

The Villages
WATER WISDOM

More information: DistrictGov.org | PropertyManagement@DistrictGov.org | 352-753-4022

National Law Enforcement Appreciation Day 2023

National Law Enforcement Appreciation Day was on January 9, 2023. To all of the brave men and women who serve law enforcement agencies all over the world — THANK YOU!

Our mission would not be possible without the hard work of the numerous Law Enforcement agencies surrounding The Villages. From assisting in emergency situations and ensuring our community's safety to outreach efforts through volunteerism and donations, your hard work does not go unnoticed and we are beyond thankful for everything you do.



The Villages®

Community Development Districts
Finance

CAREER FAIR

HIRING EVENT



**EZELL
RECREATION**
769 Marilee Place

The following full-time
positions are available:

Staff Accountant
Senior Accountant

FRIDAY, JANUARY 27

8AM | 10:30AM | 1PM | 3PM

Join us for one of the information sessions above

- ✓ Same day information sessions and interviews
- ✓ Bring a resume or work history & three (3) professional references
- ✓ Complete job application online prior to the hiring event
Go to DistrictGov.org > Quick Links > Current Employment Opportunities or scan the QR Code:



The Villages®
Community Development Districts
Finance



More Info: 352-753-0421 | Finance@DistrictGov.org | DistrictGov.org

© 2023 Village Center Community Development District. All Rights Reserved. VICDD100_0123

WE'RE HIRING

JOIN OUR FAMILY



The Villages®
PUBLIC SAFETY DEPARTMENT
HONOR IN SERVICE



ANNUAL COMPENSATION

	Firefighter/Paramedic	Firefighter/EMT	Single Cert Paramedic (Firefighter II required in first year. Provided by the department.)
Starting Salary	\$19.29/Hour (\$56,172 Annually)	\$15.00/Hour (\$43,680 Annually)	\$51,804.48
Transport Stipend Up To:	\$8,736 (\$3/Hour) (\$64,908 Annually)	\$5,824 (\$2.00/Hour) (\$49,504 Annually)	\$8,736 (\$3.00/Hour) (\$60,540.48)

EDUCATION INCENTIVES:

- Fire and EMS certifications 100%
- Paramedic school \$6,000 max
- College courses up to 50% reimbursement \$3,000 annual max
- On duty CME's, CPR, ACLS, PALS, EVOC

PAID TIME OFF:

- 7-12 paid vacation shifts per year based on seniority
- 72 hours of holiday leave
- 48 hours of personal leave
- 120 hours of sick leave a year
- Employer paid 401(a) retirement account, 18% + 3% match
- Employee health insurance
- Fully paid short and long term disability

REQUIREMENTS:

- EVOC 16 HR Certificate EMT & Paramedic
- CPR - EMT & Paramedic
- ACLS - Paramedic
- State of FL Firefighter II Certificate
- State of FL EMT or PM Certificate
- NTN Fire Team Testing
- NTN CPAT for Firefighter



For additional information about VPSD, scan the QR code.

Information Provided by the Wildwood Police Department

WILDWOOD POLICE DEPARTMENT PRESENTS



SCAMS AND FRAUD INFORMATION SESSION OUTSMARTING SCAMMERS

Together we can
STOP
the criminal

Presentation 1:



01/18/23

Wildwood Community Center
6500 Powell Road,
Wildwood, FL 34785

Presentation 2:



01/25/23

Everglades Recreation Center
5497 Marsh Bend Trail,
Wildwood, FL 34785

Presentation 3:



02/01/23

Lady Lake Public Library
225 West Guava Street
Lady Lake, FL 32159

OR...

OR...

All three presentations are the same-doors open 9:30 am/event begins 10:00 am
Seating is limited, registration required for in-person and Zoom attendance.
Call Humana to RSVP at (407) 342-8821. (Zoom codes will be emailed 1-day prior to event)

Topics covered:

- Credit Card Scam
- Grandparent Scam
- IRS Scam

- Tax Identity Theft Scam
- Utility Company Scam
- Fake Debt Collector Call Scam
- Identity -Theft Scam

- Social Security Imposter Scam
- Tax Identity Theft Scam
- Fake Amazon Email Scam & more!

Includes: Free guides and resources for scam/fraud prevention, tips from professionals

- 10:00 - 10:15 am Welcome & Announcements
Wildwood PD Sgt David Perry
- 10:15 - 10:45 am Seniors vs Crimes Stephen Renico:
Telephone & Computer Safety
- 10:45 - 11:45 am State of FL CFO Jimmy Patronis & Zane Ertel
and Lady Lake PD Detective Jonathan Goehring
Insurance Fraud/Phone Scams
- 11:45 am - 12:45 pm **LUNCH BREAK -
FREE Lunch provided by Humana**
- 12:45 - 1:15 pm Community Watch Chief Nehemiah Wolfe
The Villages Community Watch Dept Role/No Solicitation
- 1:15 - 2:00 pm Q & A:
Detective Sgt David Clarkson,
Lady Lake PD Detective Matthew Duryea - Cryptocurrency Scams
and 5th Judicial District State Attorney's Office



RECOGNIZE FRAUD, REJECT IT & REPORT IT!

Information Provided By...

Gate Safety

The gates in our community serve a valuable purpose to slow traffic flowing into neighborhoods from higher-speed roads. At this time of year, we see an increase in traffic on our roads and an increase in the number of gate arms that are struck by vehicles. The most common cause of these gate strikes is excess vehicle speed. Sometimes it is a motorist that fails to slow enough to allow a gate arm to open fully while other times it is a motorist who punches the button or quickly runs their card without slowing to observe the gate arm responding to their action.



When a motorist slows, it allows time for a gate arm to open and it allows time for those passing behind the gate area to observe, respond and cross safely.

- The speed in each gate area is **5 MPH**.
- Entering vehicles should stop at the gatehouse or the card reader.
- To enter, you may press the red button or swipe your gate card for the gate arm to raise.
- Watch to see the **gate arm respond when you press the button or swipe your card and never go by the beep or the light of the card reader**.
- Never follow closely behind another vehicle, bike, or golf car without activating the gate arm for yourself.
- As a vehicle passes under the open gate arm, a sensor sends a close signal to the arm and the gate arm comes down.
- **If you run your card or press the button before the previous vehicle has completely passed under the gate arm, you risk your card or button not being read and the gate may close.**
- **If you wait for the previous vehicle to pass the gate arm and then run your card or press the button, you can watch to see the arm respond to your card or the button by opening and you may proceed.**

Information Provided By...

Gate Attendants:

- The gate attendant controls the gate arm in the Visitor lane. They welcome all who pass in either lane and are available for directions, should you need them.
- When entering the visitor lane — stop and **wait for the attendant to signal you through**.
- If there is no attendant present due to scheduling, a card reader is available and you can **press the red button for entry**.
- In the Resident lanes there is a red button located on the card reader for entry as well.



Who has the right of way?

- Vehicles (and bicycles) entering our gate areas via the road have the right of way.
- Vehicles, bicycles and pedestrians on the multimodal path must yield to the vehicles entering or exiting our gates via the roadway.
- When on the roadway, please do not stop for those crossing on the multimodal in the gate areas. By stopping and allowing those on the multimodal to cross the roadway, you may cause an accident. You have the right of way.
- By stopping after passing through the gate for the golf carts crossing the road on the multimodal, you risk the gate arm lowering onto your vehicle or the vehicle behind you.

Information Provided By...

If an accident happens in a gate area:

- **Call 911 if it is an Emergency.**
- Please contact Community Watch at 352-753-0550 when a gate arm is struck so the gate arm can be observed and repaired if needed.
- **All gate areas have 24/7 camera surveillance.**
- When a gate is damaged, the incident is recorded and reviewed by Risk Management to determine if the gate was working properly and if so, the responsible party is invoiced.
- Any unreported incidents involving District property damage are reviewed by law enforcement, information exchanges are provided and the District invoices the responsible party.
- The minimum fee for damage to a District gate is \$250 per board resolution 17-08.
- **You are required by law to report an accident involving damage to property.**

Fact: The majority of golf cart gate hits go unreported and the District is unable to collect for damages done by all those who choose not to report.

Please:

- **Slow down to 5 mph when entering gate areas.**
- **Reduce your speed to 5 MPH when exiting gates.**
- **Always stop and press the red button or swipe your card when entering.**
- **Allow the gate arm to extend up all the way before passing under.**
- **Watch for the gate arm to respond to your action when pressing the button or using your card.**
- **Never attempt to go around the arm when it is lowering or when it is fully lowered (such as bicycles or scooters).**

Information Provided By...



Peak Participation Program

Each center and activity has pre-determined attendance/participation capacities set by the Recreation & Parks Department who takes into consideration the activity content and social distancing depending on the room where the activity is held. Valid Villages ID cards or guest ID cards with photo ID are required. When residents are waiting, guest use may be restricted due to space available to accommodate resident demand. ID scanners will be in use; please hold your own card. These procedures ensure a safe and enjoyable experience for all. Visit the Recreation Department on DistrictGov.org for more information.

Winter Recreation Social Leagues

Join your friends and neighbors for some friendly competition. League registration begins on January 12, 2023 at 8:30 AM at all At Your Service Centers. The full schedule of offerings can be found on the District website at DistrictGov.org or stop by a recreation center and pick up the brochure.

RUNNING OF THE SQUARES



Lake Sumter Landing™ 5K SATURDAY, JANUARY 14 | 8AM

3.1 Mile RACE START/FINISH: Canal Street & Old Camp Road

REGISTER

La Hacienda Recreation
Online at DistrictGov.org
Online pre-registration until January 11

RUN ALL 3 RACES IN THIS SERIES
& COMBINE YOUR MEDALS!

- Medals awarded to all finishers
- Awards for the first three finishers in each age group
- Awards for the first three team finishers
- Open to all runners & walkers
- Download the registration form at DistrictGov.org



The Villages®
Recreation & Parks

© 2021 Village Center Community Development District. All Rights Reserved.

DistrictGov.org | RecreationDepartment@DistrictGov.org | 352-753-1716

Information Provided By...



Running of the Squares 5K at Lake Sumter Landing – Road Closures

The Running of the Squares 5K at Lake Sumter Landing will be held on Saturday, January 14, 2023. The race will begin promptly at 8 AM. Please note there is a new race route and traffic patterns will be affected.

From 6 AM to 10 AM, Canal Street will be closed at Old Camp Road for one block headed north towards Lake Sumter Landing. Beginning at 7:30 AM, Canal Street at Stillwater Trail will be closed to vehicle traffic until 9:30 AM. Access to the Lake Sumter Landing area may be achieved by utilizing Buena Vista Blvd. to Old Mill Run or Morse Blvd. to Lake Sumter Landing Drive. Canal Street at Odell Circle will be closed to vehicle traffic as well until the Canal Street Recreation. Those residents living in the vicinity may access Canal Street headed north to Stillwater Trail. This closure will occur from 7:45 AM until approximately 8:30 AM.

The multi-modal path entrance on Canal Street headed west along Stillwater Trail will be temporarily closed from 7:45 AM until approximately 9 AM. Also, the multi-modal path from the Morse Blvd. tunnel along Stillwater Trail behind Winn Dixie will be temporarily closed for the same time duration. Access through the tunnel will be one-lane golf cart traffic headed north and southbound on Morse. Special Events staff and Sumter County Sheriff deputies will assist. The multi-modal path from Mallory Hill Country Club to the Caroline Gate will be closed for the duration of the road race.

For the safety and well-being of all race participants, vehicles, golf carts and pedestrians, please follow the direction of law enforcement and special events staff. Take care and proceed with caution when instructed to adjust to any change in routine traffic patterns. For more information, feel free to contact the Recreation & Parks Department at 352-753-1716.

To view a map of the Lake Sumter Landing 5K Route, please click on the following link— [Lake Sumter Landing 5K Map](#).



Dog Park

ETIQUETTE GUIDELINES

For most dog owners, going to the dog park is a fun way to let your dog get exercise while socializing with other dogs. In order to keep The Villages Dog Parks fun for all visitors, we all need to be mindful of proper dog etiquette when we visit.

Once you and your dog arrive at the Dog Parks, it may be tempting to just stand back and watch all the activity while your dog runs around. Everybody will have a much more rewarding experience if some basic etiquette for visiting the Dog Parks is observed.

Following this etiquette will keep the Dog Parks a better place for all who visit.

- Never leave your dog unattended and always keep your attention on your dog.
- Phone calls, emails and smart phone games or apps should be kept to a minimum so you remain focused on your dog.
- Always clean up after your dog. The Villages dog parks all have poop bags so please use them and dispose of them properly.
- Responsible parties must prevent dogs from digging within the Dog Parks and immediately refill any holes caused by their dog.
- If you see trash, debris or anything else that's out of place, pick it up or put it back where it belongs so none of the visitors or dogs get injured.
- Keep your dog leashed until you get to the off-leash area. This is not only respectful to other park users, it's much safer for your dog.
- Close all gates to the Dog Park after entering or exiting.
- Don't scold or touch someone else's dog. You wouldn't want them to do that to your dog.
- Be friendly with other dog owners. It's more enjoyable if everyone is nice to each other.
- Always observe all the rules posted at the Dog Park.
- If you see anything that needs attention please contact the Regional Recreation Complex that has oversight of the specific Dog Park.

THE NUMBERS TO CALL ARE:

Mulberry Grove Dog Park: 352-259-6040

Paradise Dog Park: 352-753-0637

Brinson-Perry Dog Park: 352-750-2488

Atlas Canine Recreation Park: 352-674-8400

Dudley Canine Park: 352-674-8460

Rupert Canine Park: 352-674-8455

Homestead Dog Park: 352-674-1971

DistrictGov.org | 352-674-1800
RecreationDepartment@DistrictGov.org

© 2022 Village Center Community Development District. All Rights Reserved.

The Villages®
Recreation & Parks

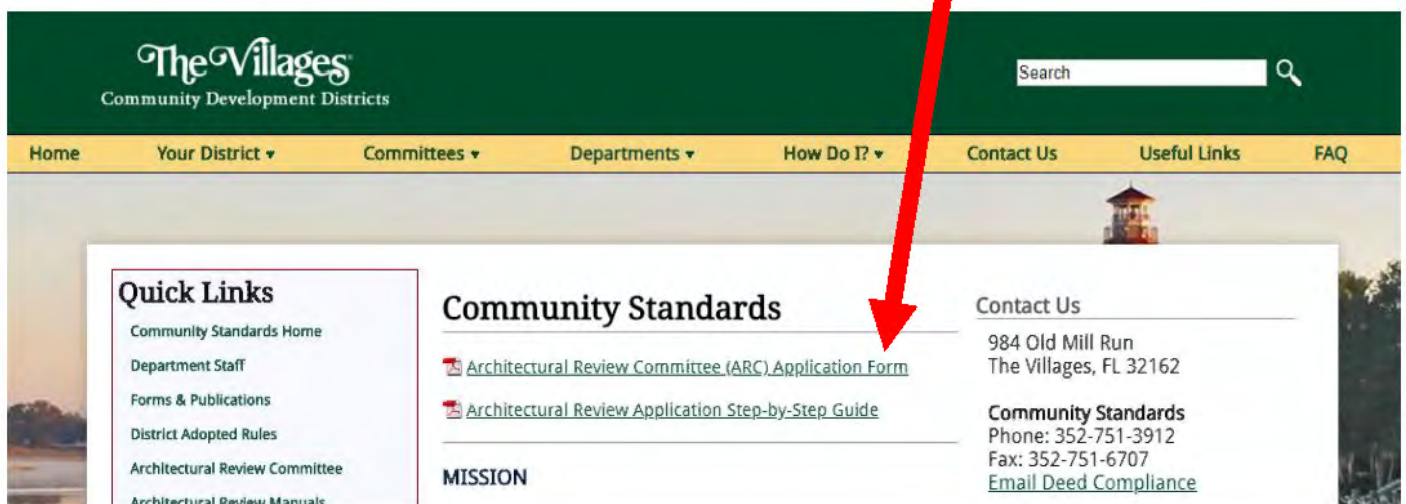


Where can I find an Architectural Review Committee application form and how do I complete it?

For any external modification, an Architectural Review Committee application form shall be submitted for review by the Architectural Review Committee (ARC). The application is a two-sided form and is easy to complete. To view the application, visit our website at DistrictGov.org and click on Community Standards from the list of Departments.



On the Community Standards page, the Architectural Review Committee application form is the first document listed. Click the link to view the application.



The second document listed is a step-by-step guide to assist you in completing the application.

The Villages®
Community Development Districts
Community Standards

Architectural Review Committee (ARC)
Home/Property Alteration Application Form

For Office Use Only
App# _____
Dist# _____

Bring/Mail application to:
VCDD Community Standards Department
984 Old Mill Run, The Villages, FL 32162
Phone: (352) 751-3912 • Fax: (352) 751-6707
archreview@districtgov.org / www.districtgov.org

Unit and lot can be found on your Villages Resident ID Card.

Sign the application.

Property Owner(s) Name _____ Signature _____

Address _____ Village of _____

Phone Number _____ Unit _____ Lot _____ Courtyard Villa Patio Villa Home

Contractor Business Name _____ Phone _____

Please check appropriate box for Application Result Notification:
 Will Obtain Results from District Website Mail Application
 Property Owner will pick up application Contractor will pick up application
 E-Mail Application _____
(Address if different from above)

Include the Village you reside in and your home type.

How would you like us to notify you of your application results?

Describe all requested modifications or alterations below:

Provide full description of modification. For example:
DO NOT STATE: Landscaping
DO: Add additional landscape bed along SW corner of home 4' x 6'. Will include mulch, 2 hibiscus, 1 palm tree and 6 annual plantings. Height of plantings shall be no higher than 20". There will be a landscaping wall not to exceed 18" and the bed will remain 3' off the property line.
NOTE: All modifications shall be highlighted on the site plan.

The deadline to receive architectural applications is Monday at 5:00 PM to be heard the following Wednesday. No matter what your request is for, if you need assistance with your application staff would be more than happy to assist you with going through the process. Please contact the Community Standards Department at ArchReview@districtgov.org. Applications can be submitted in the District Correspondence box located at each postal station or in the dropbox in the breezeway located outside of 984 Old Mill Run in Lake Sumter Landing.



CHIRP

COMMUNITY HELP INITIATIVE RESPONSE PROGRAM

IF YOU CAN BE HEARD, YOU CAN BE RESCUED

Sound is the #1 factor in deterring crime and finding lost victims. Imagine the following situation; you are walking your pet peacefully on the streets, when suddenly you hear an ear-piercing noise. What would you do? Most people would likely investigate the source of the high-pitch sound.

Safety whistles are the easiest, lowest maintenance alarm or alert system. They are a standard issue for emergency response and should be incorporated into emergency preparedness kits. They are designed to attract the attention of people nearby. Safety whistles were originally created to protect the user against attempted robberies and other acts of violence, but they were quickly incorporated by the senior community as a signaling tool in case of a medical emergency.

Safety whistles don't require much effort to blow and are significantly louder than shouting. They can help make a victim's location known so that first responders and search and rescue teams know where help is needed. Whistles are one of the best items you can have in an emergency or survival situation.

CHIRP INFO AVAILABLE HERE:

- Resident Academy
- Lifestyle Expo & Events
- Customer Service Centers
- Weekly Bulletins
- Lifestyle Group Talks



CommunityWatch2@DistrictGov.org

IMPORTANT CHIRP AWARENESS INFORMATION

SHOUTS FOR HELP

- Can easily be drowned out by surrounding noises.
- Can leave you hoarse and exhausted in matter of minutes.
- Your voice is not at the high octave level to be heard a long distance.

WHY THE WHISTLE IS BETTER

- The sound of a whistle is significantly louder than shouting.
- The sound of a whistle travels further.
- The sound of a whistle grabs the attention of others.
- It only takes a fraction of energy to use a whistle.

SAFEST FORMS OF PROTECTION

- A whistle can be used if you are lost, sick, or injured.
- A whistle can be used to signal a first responder for emergency situations.
- A whistle can be used to scare animals during unexpected encounters.

WHISTLE FOR HELP

- The whistle can be worn on a lanyard or carried on a key chain.
- Whistles should only be blown in the event of an emergency. If you are in an emergency situation, blow three loud, short blasts on the whistle to seek help.

RESPONSE

- The community will recognize that the sound of a whistle means someone is in need of help.
- The community can call for assistance to the area that they hear the whistle.



HOW TO USE A SAFETY WHISTLE

While blowing, count to **3** in your head so each blast lasts **3** seconds. Take a breath between each blast to give the sound time to travel and then repeat.

BACKGROUND STORY

In the early morning hours of May 9, 2021, a Community Watch Patrol Driver was patrolling one of his assigned neighborhoods when he heard something. After slowing down to scan the area, he noticed a person lying on the driveway and unable to get up. This resident had been lying in their driveway for 5 hours in cold temperatures and wasn't able to alert anyone for help. The Community Watch Patrol Driver immediately called 911 for assistance and got the resident to safety.

On June 13, 2021 the same Community Watch Patrol Driver was doing his normal patrol in the Village of La Zamora when he spotted a resident on the ground in severe pain. The resident had decided to go for a walk and fell after losing his footing. He wasn't able to get up nor call for help. The Patrol Driver assisted the gentleman and called 911 to get the resident the help he needed.

This program was created for instances like these – to enable residents to alert others in case of an emergency or needing assistance.

The Villages®
Community Development Districts
Community Watch



Information Provided By...



Too much irrigation...

- Makes your lawn less able to survive droughts
- Encourages pests and disease
- Wastes water

How much is enough?

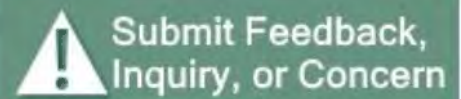
- Grass doesn't need as much water in the cooler months
- Apply 1/2" to 3/4" of water
- Water only every 10-14 days in the winter

Your lawn needs watering when:

- Grass blades are folded in half
- Grass blades are blue-gray
- Your footprint remains on the lawn

So skip a week of watering – it just makes sense!

Frequently Asked Questions and Answers



The Villages® Community Development Districts Utilities

Do you have old paint sitting in the garage? An old empty propane tank? Leftover gasoline or used motor oil? If so, these and other hazardous chemicals and items should not be placed in your regular household trash. The following locations will accept these items and more. Please contact the appropriate disposal site for full details.

Marion County

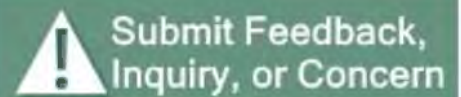
Marion County residents can dispose of the following items at any of the county's 18 recycling centers:

- Used motor oil and oil filters
- Household and automotive batteries
- Latex paint
- Household electronics (accepted at Baseline, Dunnellon, Forest Corners, Fort McCoy, Martel, Newton, and **Weirsdale (13535 SE 164th ST)** recycling centers in the big green compactor boxes labeled "electronics recycling")

In addition, there are four special household electronics recycling events held at the McPherson Complex in Ocala throughout the year. The calendar of dates can be found at www.marioncountyfl.org.



Frequently Asked Questions and Answers



The Villages® Community Development Districts Utilities

Lake County

Lake County residents can dispose of hazardous waste at the Household Hazardous Waste Center located at **13130 County Landfill Road, County Road 561, Tavares** with proof of residency. There are also Mobile Unit Events held throughout the year in various Lake County locations.

- Automotive fluids (Antifreeze, Gasoline, Motor Oil, etc.)
- Paint Products
- Lawn/Garden (Fertilizers, Insecticides, Pesticides, etc)
- Propane cylinders
- Fluorescent lamps
- Household batteries (including rechargeable)
- Pool chemicals

A complete list of acceptable items and the schedule of Mobile Unit Events can be found at www.lakecountyfl.gov.

Sumter County

Sumter County residents can dispose of the following items at the Sumter County Citizens Drop Off Area at **819 CR 529, Lake Panasoffkee**:

- Batteries
- Clean Scrap Metal
- Gasoline
- Oil and oil filters
- Tires and Household Electronics are accepted also, however there is a charge to drop off these items.

Sumter County hosts two Household Electronics and Hazardous Waste Mobile Collection events per year, during the Spring and Fall. For more information, please visit www.sumtercountyfl.gov.

Information Provided by Sumter County

Household Electronics & Hazardous Waste Mobile Collection - Amnesty Day

Saturday, January 28, 2023 — 8 AM to 2 PM

Location: Lake Okahumpka Park, 6085 E. SR 44, Wildwood 34785

What to Bring:

Automotive fluids and batteries	Herbicides	Propane Tanks (25 lbs)
Cleaners	Household electronics (TVs, VCRs, computers, etc.)	Rechargeable household batteries
Fertilizers	Latex & oil based paints	Smoke detectors
Fluorescent lamps and Mercury containing devices	Paint removers and thinners	Solvents
Fungicides	Pesticides	Wood Preservatives
Gas (old gas & old gas cans)	Pool Chemicals	

What not to bring:

Biological/Infectious waste	Explosives	Radioactive waste
Empty paint cans	Tires	

HOW TO PACKAGE AND TRANSPORT CHEMICALS

1. Do NOT mix chemicals together.
2. Keep products in original labeled containers if possible.
3. Place containers into cardboard boxes to prevent breakage.
4. Place leaky container in clear plastic bag and transport in box with newspaper.
5. Put boxes in trunk or in back of vehicle away from passengers.

For more information, visit their website at <https://sumtercountyfl.gov/1236/Household-Electronics-Hazardous-Waste-Mo>.

Architectural Review Committee Vacancies

The Villages®
Community Development Districts
Community Standards

HAVE AN EYE FOR GOOD *Design?*

- Do you love the aesthetic beauty and design of your community?
- Do you have experience in architecture, landscaping or reading site plans?
- Do you want to participate in keeping your community beautiful?

COME JOIN YOUR LOCAL
ARCHITECTURAL REVIEW COMMITTEE AS A *Volunteer!*



The Villages®
Community Development Districts
Community Standards

For More Information: DistrictGov.org | ArchReview@DistrictGov.org | 352-751-3912

Village Community Development District No. 5 (District 5), No. 6 (District 6), No. 10 (District 10), and the Lady Lake / Lake County portion of The Villages north of County Road 466 are all seeking alternate members to serve on the Architectural Review Committee.

The alternate applicant must be a full time resident of the District they are applying for and have lived in The Villages for at least one year. Candidates are recommended to have education and/or experience in any of the following areas: architecture, ability to read site plans, residential/commercial construction, building management, deed restricted communities, landscaping, county code enforcement, etc.; however, this is not required. The Committee meets weekly, on Wednesdays at 8:00 AM for approximately 2-4 hours.

If you are interested in becoming an alternate member on the Architectural Review Committee, complete the application by clicking one of the following links: [District 5 Application](#), [District 6 Application](#), [District 10 Application](#), [Lady Lake /Lake County Application](#) and returning it to the Community Standards Department, 984 Old Mill Run, The Villages, Florida.

S H A R E

ee,



ear,



ct politely &



esponsibly to



njoy!



The Villages
Community Development Districts

Our Multi-Modal Paths are for everyone's enjoyment — so be safe and share the path!

Did You Know??

Did you know that many of the water retention areas in our community are connected through various inlets and pipes?

In addition to storm water, everything that enters the storm water pipes can end up in the water retention areas throughout our community. This includes trash, leaves, fertilizer, soap from washing vehicles, animal droppings and more.

Please help us ensure the health and continued maintenance of the water retention basins throughout The Villages by not placing ANYTHING in any of the storm water drains. Our National Pollutant Discharge Elimination System permit does not allow dumping into these storm drain systems.

For additional information on storm water management in our community, please visit our website at DistrictGov.org.



Information Provided By...



Villa Road Underdrain Construction Information - Updated 1/5/2023

Underdrains are being installed underneath roadways at Soulliere, Atwood, Belle Glade, and Callahan Villas for the purpose of extending the lifetime of the road pavement. The underdrains will serve to move moisture from underneath the road base and route water into the existing stormwater drainage system. The installation process involves saw-cutting a 2-foot-wide trench down the center of the roadway. Existing material will be removed for installation of filter fabric and 3 inches of #57 limerock gravel, which will be placed in the trench. The underdrain pipe will be installed in the trench and encased with #57 limerock and filter fabric. The road base will be replaced up to the grade of the existing asphalt. The trench can then be safely driven on until the road is repaved.

Ciraco Underground will begin construction at the following locations during the dates indicated:

Soulliere Villas

- SE 169th Cole Loop: 1/9 – 1/16
- SE 74th Soulliere Ave (from Cole Loop to Gage Street): 1/17 – 1/24
- SE 169th Gage Street: 1/25 – 2/1
- SE 73rd Tim Terrace: 2/2 – 2/9
- SE 168th Depietro Lane: 2/10 – 2/17
- SE 73rd Lynn Court (from Depietro to Mitzi): 2/20
- SE 168th Mitzi Street: 2/21 – 2/28
- SE 73rd Lynn Court (from Mitzi to Zina): 3/1 – 3/8
- SE 167th Zina Lane: 3/9 – 3/16
- SE 74th Soulliere Ave (from Gage to road end): 3/17 – 3/24

Approximately 60 days total for underdrain installation

Repaving: 3/27 – 4/24 (approximately 28 days)

Information Provided By...



Villa Road Underdrain Construction Information - Updated 1/5/2023

Atwood Villas

- Essex Court/Beadle Place (from Essex & Torch Point to Beadle & Farrell): 4/3 – 4/7
- Farrell Ave: 4/10 – 4/14
- Beadle Place (from Farrell to Torch Point): 4/17 – 4/21
- Torch Point Lane: 4/24 – 5/5

Repaving: 5/8 – 5/31 (approximately 23 days)

Belle Glade Villas

- Wickham Court: 6/2 – 6/9
- Wekiva Street: 6/12 – 6/16
- Venetian Lane: 6/19 – 6/23
- Belle Glade Ave: 6/26 – 6/30

Callahan Villas

- Universal Ave: 7/3 – 7/7
- Ybor Lane: 7/10 – 7/14
- Xanthus Court: 7/17 – 7/21
- Vagabond Street: 7/24 – 8/4

Repaving for both Belle Glade and Callahan: 8/7 – 8/29 (approximately 22 days)

Information Provided By...



Villa Road Underdrain Construction Information - Updated 1/5/2023

Milling and resurfacing will be performed in the same sequence as the underdrain installation. Dates may be adjusted due to unforeseen circumstances such as inclement weather or asphalt material shortage. Everything possible will be done to minimize your inconvenience.

Please do NOT run your irrigation or wash your vehicle while construction is performed on your roadway as it will increase the work time. Newly paved roadways will take approximately one hour to cure and should NOT be driven on while hot. Driving before this time could result in tracking asphalt onto your driveway and damaging the new roadway.

For the safety of our crews and all residents, we ask that you reschedule any work or deliveries to your residence until the underdrain installation (or the paving to follow after underdrain installation) is complete, as they may be denied access. Only residents and emergency vehicles will have immediate access during the construction. All vehicles and trailers must be parked off of the roads and the overflow parking areas must be empty, as to not impede the work. When traveling through the construction, please drive slowly and watch for and listen to directions provided by the construction workers.

Please be aware that in some cases, residents have installed decorative curbing, pavers, landscape, and other features within the District road right-of-way area or decorative curbing over the top of the asphalt. While our contractor is diligent in performing operations and will take all precautions to protect your property, these improvements which are in the road right-of-way areas or encroaching into the street are subject to damage or destruction without compensation to the resident. Residents may wish to remove items from the road right-of-way areas in advance of repaving to mitigate the potential for damage. The District will not make repairs, restoration or restitution for items within the road right-of-way that are inadvertently damaged during construction.

Our goal is to give you a new road that will last a maximum lifespan, with the least amount of inconvenience. Your cooperation is greatly appreciated. For additional information, please contact District Property Management at 352-753-4022.

Hospitality • Stewardship • Innovation & Creativity • Hard Work

**CURRENT
 OPEN POSITIONS**

Community Watch
Dispatcher - Full Time, Revolving 12 Hour Shift
Dispatcher Substitute - 8 hour shifts *
Gate Attendant - 6 hour shifts, regular & substitutes *
Patrol Driver - 8 hour shifts, regular & substitutes *

Public Safety
Firefighter EMT
Firefighter Paramedic
Single Certification Emergency Medical Technician

Finance
Staff Accountant - General Ledger
Accounting Technician - Revenue Specialist
Senior Accountant

Purchasing
Purchasing Manager

Human Resources
Human Resources Administrator

Recreation & Parks
Recreation Assistant *
Recreation Service Representative *
Recreation Leader - Fitness *

*= Part-Time



**Apply online by scanning the QR code or go to:
 DistrictGov.org > Departments > Human
 Resources > Current Employment Opportunities**



The following facilities will be temporarily closed or have scheduled maintenance:

⇒ **Black Lake Walking Path**

In our efforts to keep facilities in optimal condition, the Black Lake Walking Path will be closed for maintenance Monday, January 16, 2023 through Wednesday, January 18, 2023. This schedule may be adjusted due to unforeseen circumstances, including weather. We apologize for the inconvenience.

⇒ **Road Closure**

A portion of Burgess Drive located in District 13 in the Village of Richmond will be closed Thursday, January 5, 2023 through Thursday, January 12, 2023. Rainey Construction will be starting underground construction to repair/replace a sanitary pipe under the roadway. To view a map highlighting the location of the road closure, click on the following link— [Road Closure Map](#).

⇒ **Chula Vista Recreation Buffalo Bill and Hiawatha Rooms**

The Chula Vista Recreation Buffalo Bill and Hiawatha Rooms will be closed for maintenance January 24th through February 2nd.

⇒ **Southside Village Recreation Indoor Facilities and Adult Pool**

The Southside Recreation Indoor Facilities and Adult Pool will be closed for maintenance on January 19th.

⇒ **Saddlebrook Recreation Indoor Facilities, Outdoor Facilities and Adult Pool**

The Saddlebrook Recreation Indoor Facilities, Outdoor Facilities and Adult Pool will be closed for maintenance on January 18th.

⇒ **Lake Miona Recreation Indoor Facilities, Outdoor Facilities and Sports Pool**

The Lake Miona Recreation Indoor Facilities, Outdoor Facilities and Sports Pool will be closed for quarterly maintenance on January 13th.

⇒ **Lake Miona Recreation Enterprise Theatre**

The Lake Miona Recreation Enterprise Theatre will be closed for ceiling tile replacement January 11th through January 14th.



The following facilities will be temporarily closed or have scheduled maintenance:

⇒ **Caroline Recreation Adult Pool**

The Caroline Recreation Adult Pool will be closed for maintenance January 27th through February 17th.

⇒ **Amelia Recreation Adult Pool**

The Amelia Recreation Adult Pool will be closed for maintenance January 6th through January 27th.

⇒ **Coconut Cove Recreation Indoor Facilities, Outdoor Facilities and Family Pool**

The Coconut Cove Recreation Indoor Facilities, Outdoor Facilities and Family Pool will be closed for maintenance on January 26th.

⇒ **Coconut Cove Recreation Shuffleboard Courts**

The Coconut Cove Recreation Shuffleboard Courts will be closed for maintenance December 19th through January 13th.

⇒ **Truman Recreation Shuffleboard Courts**

The Truman Recreation Shuffleboard Courts will be closed January 16th through February 6th.

⇒ **Bradenton Recreation Indoor Facilities, Outdoor Facilities and Family Pool**

The Bradenton Recreation Indoor Facilities, Outdoor Facilities and Family Pool will be closed for quarterly cleaning on February 6th.

⇒ **Burnsed Recreation Pickleball and Tennis Courts**

The Burnsed Recreation Pickleball and Tennis Courts will be closed for resurfacing August 1st until further notice.