

DISTRICT

# Weekly Bulletin

March 9, 2023



**SPRING FORWARD!**  
FOR DAYLIGHT SAVINGS TIME

**Daylight Savings Time begins on Sunday, March 12, 2023 at 2:00 AM. Don't forget to "spring forward" and set your clocks an hour ahead!**

*The Villages*<sup>®</sup>

Community Development Districts

# DISTRICT CUSTOMER SERVICE SATELLITE OFFICE AT LA HACIENDA



CONDUCT YOUR DISTRICT BUSINESS AT A NEW CONVENIENT LOCATION!

COMING SOON - SPRING 2023

LA HACIENDA DISTRICT SATELLITE OFFICE  
1200 Avienda Central  
MON - FRI | 8AM - 5PM

- Replace Resident ID Cards
- Obtain Gate Access Cards
- Obtain Guest IDs
- Purchase Executive Trail Pass
- Pay Utility/Amenity Bill
- Obtain Bond Information
- And Much More!



**The Villages®**  
Community Development Districts

© 2023 Village Center Community Development District. All Rights Reserved. VCDD098\_0223

FOR MORE INFORMATION: [DistrictGov.org](http://DistrictGov.org) | [CustomerService@DistrictGov.org](mailto:CustomerService@DistrictGov.org) | 352-753-4508

# SAVE THE DATE



The flyer features a dark green header with 'SQUARE EVENT' and 'SAVE THE DATE' in white. Below this, the event title 'WATER MATTERS' is written in large, blue, stylized letters with a fountain icon above the 'A'. The event details are listed on the right: 'APRIL 22, 2023 9AM - 1PM' and 'Lake Sumter Landing Market Square®'. A box on the right lists sponsors: 'LEARN & GATHER INFORMATION from these VENDORS and MANY more!' followed by logos for 'Jacobs', 'UF IFAS UNIVERSITY of FLORIDA', and 'The Villages WATER WISDOM'. At the bottom, contact information is provided: 'More information: DistrictGov.org | PropertyManagement@DistrictGov.org | 352-753-4022'.

**SQUARE EVENT** **SAVE THE DATE**

**WATER MATTERS**

**APRIL 22, 2023**  
**9AM - 1PM**

**Lake Sumter Landing Market Square®**

LEARN & GATHER INFORMATION  
from these VENDORS and MANY more!

**Jacobs** **UF IFAS**  
UNIVERSITY of FLORIDA

**The Villages WATER WISDOM**

More information: [DistrictGov.org](http://DistrictGov.org) | [PropertyManagement@DistrictGov.org](mailto:PropertyManagement@DistrictGov.org) | 352-753-4022

Mark your Calendars and join us on Saturday, April 22, 2023 for District Property Management's 1st Annual Water Matters Event!

Learn more about what The Villages Community Development Districts and others do behind the scenes to responsibly manage water resources and gather valuable information from vendors like Jacobs, UF IFAS, The Villages Water Wisdom and many more!

The event will be from 9 AM to 1 PM at Lake Sumter Landing Market Square and will feature educational presentations on water resource conservation and environmentally friendly practices. We're looking forward to seeing you there!

If you have any questions, contact District Property Management at [PropertyManagement@districtgov.org](mailto:PropertyManagement@districtgov.org) or by phone at 352-753-4022.

**For more details on Water Matters, see the following two pages!**



# WATER MATTERS

Join us for this Monthly Square Event and learn why **WATER MATTERS!**

**SATURDAY | APRIL 22 | 2023**

9AM - 1PM | Lake Sumter Landing Market Square®

GIVEAWAYS | EDUCATIONAL MATERIALS | DEMONSTRATIONS

## PRESENTATION SCHEDULE

- |                |  |                |   |
|----------------|--|----------------|---|
| <b>9AM</b>     | The Villages Community Development Districts   Sustainability Efforts: District Property Management Kick Off & National Pollutant Discharge Elimination System | <b>10:30AM</b> | UF/IFAS Extension   Saving Florida Water                      |
| <b>9:15AM</b>  | The Villages High School - Future Farmer's of America   Drip System/Vertical Hydroponic  | <b>11AM</b>    | The Villages Water Wisdom                                     |
| <b>9:45AM</b>  | UF/IFAS Extension   Drought Tolerant Plants  | <b>11:30AM</b> | Vikus Water   |
| <b>10AM</b>    | Florida-Friendly Landscaping   | <b>12PM</b>    | UF/IFAS Extension<br>Indoor Water Conservation                |
| <b>10:15AM</b> | UF/IFAS Extension Sumter County Master Gardeners   Warm Season Turf Grasses  | <b>12:30PM</b> | University of Florida   Pond Management:<br>Ponds for Fishing |





Stop by the following vendor booths to learn more about why **WATER MATTERS!**

### VENDOR BOOTHS

- The Villages Community Development Districts
- The Villages High School - Future Farmers of America
- UF/IFAS Extension | Groundwater Model (Enviroscape/Interactive)
- Florida-Friendly Landscaping
- UF/IFAS Extension Sumter County Master Gardeners
- The Villages Water Wisdom/Vikus Water
- University of Florida
- Jacobs | Water Management Reuse - Irrigation
- Solitude | Lake Management
- Hunter Industries
- St. Johns River Water Management District Bureau of Water Supply Planning
- Southwest Florida Water Management District
- Cepra
- Walker Technical Services
- University of Florida - Florida Automated Weather Network
- Withlacoochee Regional Water Supply Authority
- City of Wildwood | Wildwood: Only Rain Down the Drain: Stormwater Pollution - Keep America (City) Beautiful
- The Villages Community Development District Utilities
- The Villages Grown - Hydroponics/Water Conservation/Reusable Efforts

### PROPERTY MANAGEMENT DEPARTMENT

**The Villages®**  
Community Development Districts  
**Property Management**

**PropertyManagement@DistrictGov.org**

**Main Office**  
1026 Canal Street  
The Villages, FL 32162

**Office Hours**  
8AM to 5PM  
Monday - Friday  
Excluding Holidays

**Office Phone**  
352-753-4022  
Fax: 352-753-4296

# National Fix A Leak Week

March 20 - 26, 2023



The Villages Community Development Districts recognizes Fix a Leak Week from March 20 - 26, 2023. Fix a Leak Week, created by the U.S. Environmental Protection Agency (EPA) and supported by WaterSense partners across the U.S. and Canada, aims to raise awareness about water leaks and provide resources to find and address common household leaks.

The average household's leaks can account for nearly 10,000 gallons

of water wasted every year and 10 percent of homes have leaks that waste 90 gallons or more per day. Leaks may include a leaky toilet, faucet, or appliance. These types of leaks are often easy to fix, requiring only a few tools and hardware that can pay for themselves in water savings. Fixing easily-corrected household water leaks can save homeowners about 10 percent on their water bills.

## The Facts on Water Leaks

from [epa.gov/watersense](http://epa.gov/watersense)

10 percent of homes have leaks that waste 90 gallons or more per day

A leaky faucet dripping at the rate of one drip per second can waste more than **3,000** gallons per year

Minor water leaks account for nearly **1 trillion**

A shower leaking at **10 drips** per minute wastes more than **500 gallons** per year

Replacing toilets with WaterSense models saves

**13,000** gallons of water for the average family

**HOUSEHOLD LEAKS WASTE**

**10,000+** gallons of water = **270+** loads of laundry

gallons of wasted water each year and is equal to annual household water use in nearly

**11** million homes

By fixing household leaks, homeowners can save **10 percent** on their water bills

# Take the 10 Minute WaterSense Challenge



## DETECT AND CHASE DOWN LEAKS



### Did You Know

that easy-to-fix water leaks account for more than 1 trillion gallons of water wasted each year in U.S. homes? In fact, the average household leaks more than 10,000 gallons of water per year, or the amount of water it takes to wash 270 loads of laundry, and could be costing you an extra 10 percent on your water bills.

In just 10 minutes, you can search your home for leaks and crack down on water waste. Many common household leaks are quick to find and easy to fix. Worn toilet flappers, dripping faucets, and leaking showerheads all are easily correctable and can save on your utility bill expenses and water in your community.

So put on your detective hat, lace up your running shoes, and take this 10-minute challenge to detect and chase down leaks!

[www.epa.gov/watersense/fixaleak](http://www.epa.gov/watersense/fixaleak)



### Start by Gathering Clues

These clues can help you detect leaks before you even start investigating your home.

1

#### Check Your Utility Bill

A place to start is to examine your utility bill for January or February. It's likely that a family of four has a serious leak problem if its winter water use exceeds 12,000 gallons (or 16CCF) per month. You can also look for spikes - is your water use a lot higher this month than it was last month? Learn more about your water bill: <http://1.usa.gov/1Qw3Eg9>.

2

#### Read Your Water Meter

Find your water meter, which is usually near the curb in front of your home but can be inside your home (e.g., in the basement) in cold climates. Use a screwdriver to remove the lid on your meter, which is heavy and usually marked "water."

Now that you've found the meter, take a reading during a period when no water is being used. If the meter does not read exactly the same after two hours, you probably have a leak. Here's a tip on how to read a water meter: <http://bit.ly/1TeYnMu>.

3

#### Take a Toilet Test

Put a few drops of food coloring into the tank at the back of your toilet and let it sit for 10 minutes. If color shows up in the bowl, you have a leak. Make sure to flush afterward to avoid staining, and consider replacing your old toilet flapper if it is torn or worn.

While you're waiting to see if your toilet has a leak, walk around your house with the checklist on the next page and see if you can chase down any other water wasters.

[epa.gov/watersense](http://epa.gov/watersense)

# Checklist for Chasing Down Leaks

Here are some of the places leaks may be hiding in your home.

Some leaks require a simple fix—a worn toilet flapper, loose pipe connection, or showerhead with stray spray. But you may want to consult a licensed plumber to stop your running toilet, broken sprinklers, water heater drips, or malfunctioning water supply lines. Take a quick inventory of clues to water waste:

## IN THE BATHROOM

- Toilets: Listen for running water and conduct the food coloring test described on the first page.
- Faucets: Listen for drips and turn on the tap to check for water going the wrong direction.
- Showerheads: Turn on and look for drips or stray sprays that can be stopped with tape.
- In the tub: Turn on the tub, then divert the water to the shower and see if there's still a lot of water coming from the tub; that could mean the tub spout diverter needs replacing.
- Under the sink: Check for pooling water under pipes and rust around joints and edges.

## IN THE KITCHEN

- Faucet: Listen for drips and tighten aerators or replace fixtures if necessary.
- Sprayer: Check to make sure water is spraying smoothly and clean openings as needed.
- Under the sink: Check for pooling water under pipes and rust around joints and edges.
- Appliances: Check for pooling water underneath dishwashers and refrigerators with ice makers, which could indicate a supply line leak.

## IN THE LAUNDRY OR UTILITY ROOM

- Under the sink: Check for pooling water under pipe connections.
- Clothes washer: Check for pooling water, which could indicate a supply line leak.

## IN THE BASEMENT OR UTILITY ROOM

- Water heater: Check beneath the tank for pooling water, rust, or other signs of leakage.

## DON'T FORGET TO GO OUTSIDE

- At the spigot: Ensure tight connections with the hose and see if the hose washer needs replacing.
- In-ground irrigation system: Check for broken sprinklers or nozzles spraying in the wrong direction. You may want to consult an irrigation auditor certified by a WaterSense labeled program to improve system efficiency: <http://1.usa.gov/1YbFMjK>.

## FOR THE KIDS



Kids aren't just the leaders of tomorrow, they're the dreamers and do-er's of today. "Test Your WaterSense" and try other fun activities at Flo's Kids Zone at: <http://1.usa.gov/1lzAJGv>

## THROUGHOUT THE HOUSE

Check for signs of moisture or mold on your walls, ceilings, or floors. This could indicate that a pipe is wreaking havoc behind the scenes and requires the attention of a professional.

If you want to do a more detailed investigation for leaks, check out the Arizona Municipal Water Users Association Smart Home Water Guide at [www.smarthomewaterguide.org](http://www.smarthomewaterguide.org).

If any of your fixtures needs replacing, remember to look for the WaterSense label when purchasing plumbing products. WaterSense labeled products are independently certified to use at least 20 percent less water and perform as well or better than standard models.

For more information, visit <http://1.usa.gov/1Qqw75T>.

## MARK AN X FOR LEAKS







## HOW TO

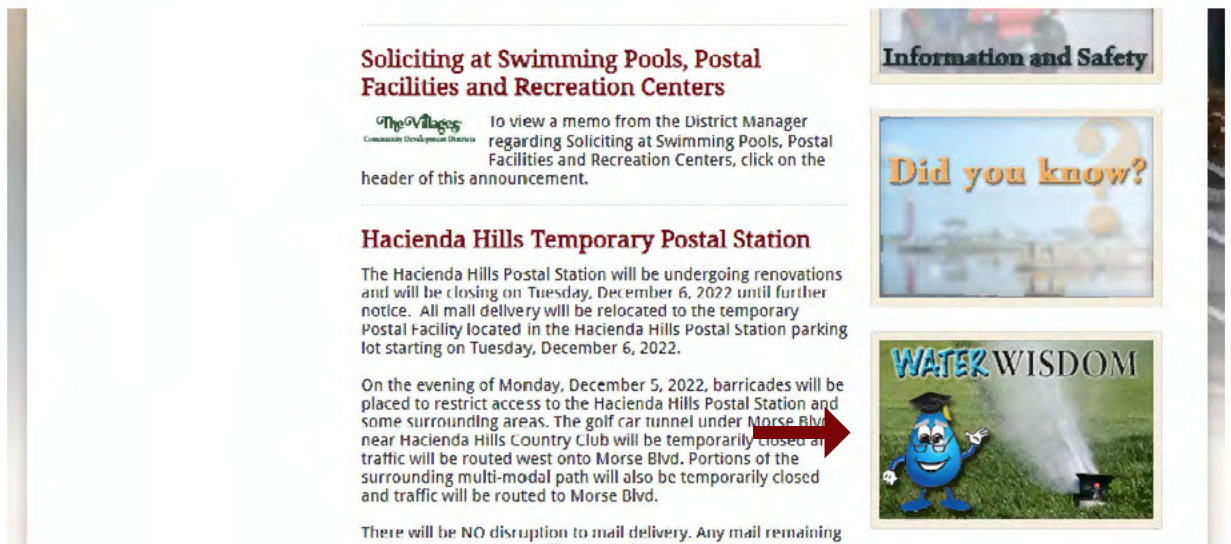
### Where can I find information about water conservation?

We offer an informative website that shows how much water usage is too much at home, videos for help with irrigation timers, water quality reports, landscaping workshops and more. Follow the steps below to view this helpful resource.

- 1 Go to [DistrictGov.org](https://DistrictGov.org).



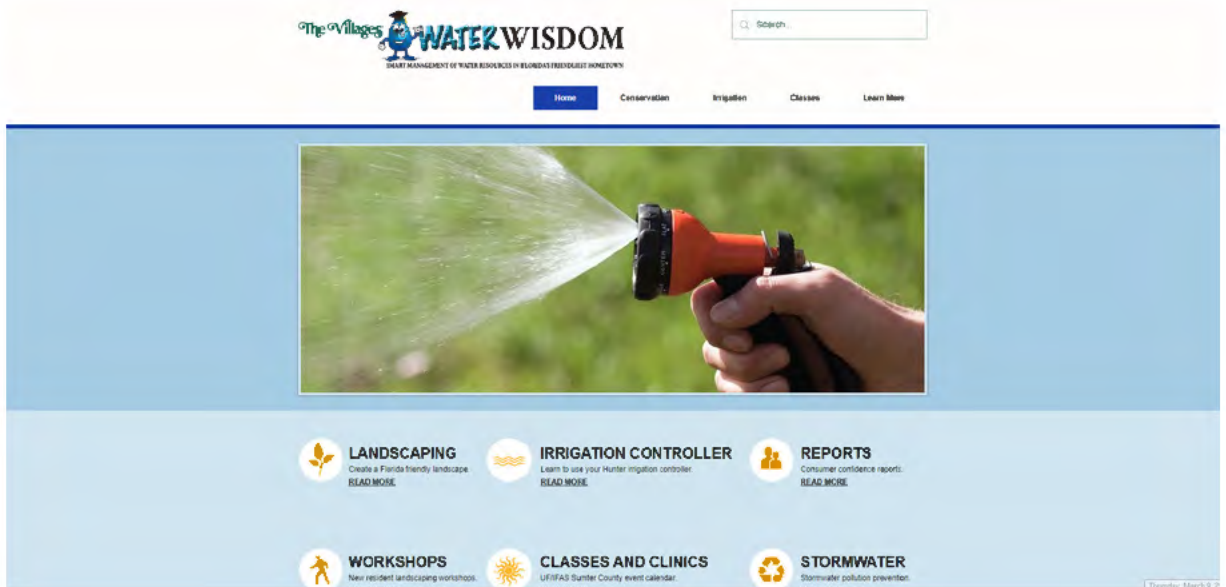
- 2 Scroll down and click on the 'Water Wisdom' Quick Link on the right-hand side of the page.



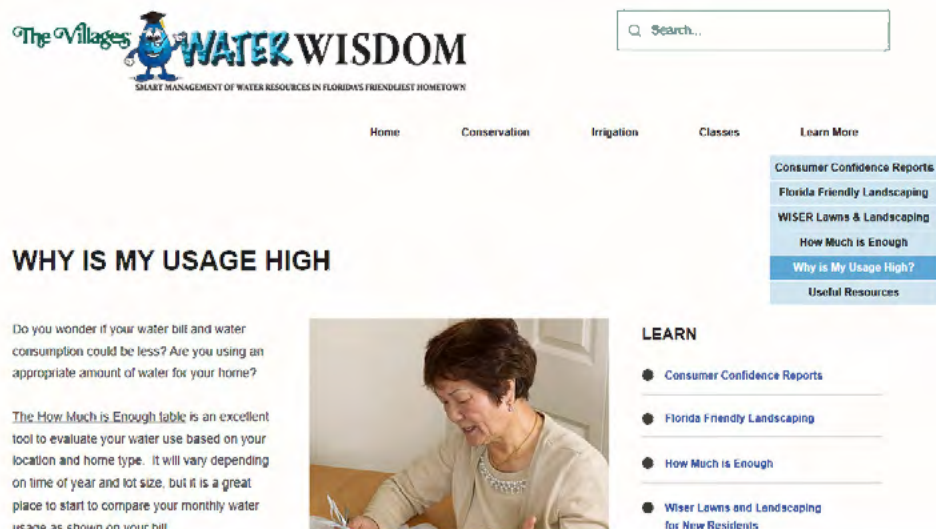


### Where can I find information about water conservation?

- 3 This will take you to the Water Wisdom website where you'll find helpful tips for indoor and outdoor water conservation.



- 4 You can also learn more about why your water bill might be high and how to check for leaks.



# The Villages®

Community Development Districts  
Recreation & Parks

## St. Patrick's Day Parade

Come for the parade and stay for the excitement at Spanish Springs Town Square!



# 2023 SAINT PATRICK'S DAY Parade

FRIDAY | MARCH 17 | 3PM

Spanish Springs Town Square®

Come for the parade, stay for all the excitement:  
FRIENDS, FOOD AND FUN!

The Villages®  
Recreation & Parks

© 2023 Village Center Community Development District. All Rights Reserved. REC410\_0223



[DistrictGov.org](http://DistrictGov.org)

MORE INFO: Peggy Carli: [peggycarli4@gmail.com](mailto:peggycarli4@gmail.com)

## Smoking & Vaping Free Zones

All recreation facilities have a designated location for smoking and vaping which is a minimum of 25 feet from entrance doors. Smoking and Vaping is not allowed at any recreation swimming pool. For more information on smoking and vaping free zones, please see the following page.

## Media Release

Participation in clubs, activities and events throughout The Villages may be photographed/recorded and by participation in the activity, participant irrevocably consents to be photographed/recorded and grants The Villages of Florida, Inc. and its successors, assigns and licenses the right in perpetuity to distribute the results of such photography/recording in all media throughout the world.

# Smoking and Vaping Free Zone

## GUIDELINES

The purpose of this guideline is to provide, identify, and offer a Smoking & Vaping Free Zone at the entrances to all District Village and Regional Recreation Centers. The intent is to reduce the impact of second hand smoke to users as they enter and exit Recreation Centers.

### POLICY

The Smoking & Vaping Free Zone Guidelines establishes a Smoking & Vaping Free Zone that prohibits smoking and vaping within a minimum of 25 feet from any entrance to Recreation Center buildings.

### DEFINITIONS

Smoking refers to the use of traditional tobacco products. Vaping refers to the use of electronic nicotine delivery systems or electronic smoking devices. These are commonly called e-cigarettes, e-pipes, e-hookahs and e-cigars.

### PROCESS

- All Village and Regional Recreation Center managers will locate and designate the placement of ash cans based on proximity to entrance doors with a minimum of 25 feet from entrance doors taking into consideration the location of entrance doors to placement of the ash cans.

- All smoking and vaping locations will be clearly marked for reference on each Recreation Center Building floor plan.
- This guideline will be readily available at all Recreation Centers, posted on the District web site and advertised periodically in The Villages Daily Sun.
- The center manager will monitor and make changes, if necessary, to the placement of ash cans.
- Enforcement of this guideline by staff will be accomplished through education and awareness to address smokers and vapers not in compliance.

*Smoking and Vaping will be permitted only in designated areas where ash cans are located.*

[DistrictGov.org](http://DistrictGov.org) | 352-674-1800

© 2021 Village Center Community Development District. All Rights Reserved.

The Villages®  
Recreation & Parks



## Executive Golf Course Enhancements

Ongoing Executive Golf Course improvements and enhancements for our residents and their guests to enjoy:

### SWEETGUM EXECUTIVE GOLF COURSE



### BONITA PASS EXECUTIVE GOLF COURSE



## How Do I Update My Contact Information?

If you would like to update your contact information or the emergency contact information listed for your property, please print out the form on the following page or print it from [DistrictGov.org](https://DistrictGov.org).

You can return the form by placing it in the Utility/Amenity/District correspondence box located at each postal facility without adding postage.

If you prefer to call us with your changes, please call District Customer Service at 352-753-4508 Monday through Friday from 8:00 AM to 5:00 PM.

To submit your updates via email, please email us at [CustomerService@districtgov.org](mailto:CustomerService@districtgov.org).

If you have any questions or would like to know what information we currently have listed for your home, please give us a call at 352-753-4508.



# The Villages®

## Community Development Districts

If you would like to UPDATE your contact information or the emergency contact information listed for your property, please complete the information below. Please note that this information is not used in The Villages Phone Book. Return this completed form to the District Customer Service Center at 984 Old Mill Run, The Villages, Florida 32162. You can also place it in the utility / amenity / District correspondence box located at each postal facility without adding postage. If you have any questions, please call 352-753-4508.

### Homeowner Information:

Name \_\_\_\_\_  
Address \_\_\_\_\_  
Phone \_\_\_\_\_  
Alternate Phone \_\_\_\_\_

### Emergency Contact Information:

Name (1) \_\_\_\_\_  
Phone(1) \_\_\_\_\_  
Name (2) \_\_\_\_\_  
Phone (2) \_\_\_\_\_

Name & phone number of person filling out form (if not homeowner listed above)

\_\_\_\_\_

Date form submitted \_\_\_\_\_

# Who Is Responsible For My Sanitation Collection?



The Sanitation and Recycling information provided here is based on the area in The Villages in which you live. If you have any questions or need assistance determining which information applies to your home, call the District Customer Service Center at 352-753-4508.

## **Residents of Districts 1-11 in Sumter County, Marion County and The Villages of Fruitland Park:**

The North Sumter County Utility Dependent District (NSCUDD) is the solid waste sanitation service provider for Districts 1–11. The sanitation services are contracted through Jacobs.

- For Sanitation billing questions, please call 352-750-0000.
- For Sumter Sanitation pickup questions, call 352-748-0109.

## **Sumter County residents of The Villages residing south of SR 44:**

For those residents of The Villages residing south of State Road 44, sanitation services are provided by Tri-County Sanitation. If you live in District 12, your sanitation services

are provided on Tuesday and Friday. If you live in District 13, your sanitation services are provided on Monday and Thursday.

- For billing or pickup questions, please call 352-750-0000.

## **Town of Lady Lake Portion of The Villages:**

Waste Management is the sanitation service provider for the residents that reside in the Town of Lady Lake portion of The Villages. Waste Management bills those residents directly.

- Waste Management billing or pickup questions: 352-787-4416.

## **Lake County portion of The Villages (not including District 11):**

Lake County Solid Waste provides services to those residents residing in the Lake County portion of The Villages (not including District 11).

- Lake County Solid Waste billing/pickup questions: 352-343-3776.



## Household Electronics & Hazardous Waste Mobile Collection - Amnesty Day

**Saturday, April 1, 2023 — 8 AM to 2 PM**

Location: Sumter County Fairgrounds, 7620 SR 471, Bushnell, FL 33513

<b>What to bring:</b>		
Automotive fluids and batteries	Herbicides	Propane Tanks (25 lbs)
Cleaners	Paint removers and thinners	Solvents
Fertilizers	Latex & oil based paints	Smoke detectors
Fluorescent lamps and Mercury containing devices	Household electronics (TVs, VCRs, computers, etc.)	Rechargeable household batteries
Fungicides	Pesticides	Wood Preservatives
Gas (old gas & old gas cans)	Pool Chemicals	

<b>What not to bring:</b>		
Biological/Infectious waste	Explosives	Radioactive waste
Empty paint cans	Tires	

### HOW TO PACKAGE AND TRANSPORT CHEMICALS

1. Do NOT mix chemicals together.
2. Keep products in original labeled containers if possible.
3. Place containers into cardboard boxes to prevent breakage.
4. Place leaky container in clear plastic bag and transport in box with newspaper.
5. Put boxes in trunk or in back of vehicle away from passengers.

For more information, visit their website at <https://sumtercountyfl.gov/1236/Household-Electronics-Hazardous-Waste-Mo>.

# Lithium-Ion Battery Safety



Lithium-ion batteries supply power to many kinds of devices including smart phones, laptops, e-scooters and e-bikes, e-cigarettes, smoke alarms, toys, and even cars. If not used correctly, or if damaged, these batteries can catch on fire or explode.

## The problem

- These batteries store a large amount of energy in a small amount of space.
- Sometimes batteries are not used the right way; batteries not designed for a specific use can be dangerous.
- Like any product, a small number of these batteries are defective. They can overheat, catch fire, or explode.

## Safety Tips

- Purchase and use devices that are listed by a qualified testing laboratory.
- Always follow the manufacturer's instructions.
- Only use the battery that is designed for the device.
- Put batteries in the device the right way.
- Only use the charging cord that came with the device.
- Do not charge a device under your pillow, on your bed, or on a couch.
- Do not keep charging the device or device battery after it is fully charged.
- Keep batteries at room temperature when possible. Do not charge them at temperatures below 32°F (0°C) or above 105°F (40°C).
- Store batteries away from anything that can catch fire.

## Signs of a Problem

Stop using the battery if you notice these problems: odor, change in color, too much heat, change in shape, leaking, or odd noises. If it is safe to do so, move the device away from anything that can catch fire. Call 9-1-1.

## Battery Disposal

- Do not put lithium-ion batteries in the trash.
- Recycling is always the best option.
- Take them to a battery recycling location or contact your community for disposal instructions.
- Do not put discarded batteries in piles.

## Charging an E-bike

Charge your battery in a flat, dry area away from children, direct sunlight, liquids, tripping hazards, and in a location where the e-bike is not at risk of falling.



**NATIONAL FIRE PROTECTION ASSOCIATION**  
The leading information and knowledge resource on fire, electrical and related hazards

# Architectural Review Committee

## OPEN SEATS

**HAVE AN EYE FOR GOOD *Design?***

- Do you love the aesthetic beauty and design of your community?
- Do you have experience in architecture, landscaping or reading site plans?
- Do you want to participate in keeping your community beautiful?

**COME JOIN YOUR LOCAL ARCHITECTURAL REVIEW COMMITTEE AS A *Volunteer!***



**The Villages®**  
Community Development Districts  
Community Standards

For More Information: [DistrictGov.org](http://DistrictGov.org) | [ArchReview@DistrictGov.org](mailto:ArchReview@DistrictGov.org) | 352-751-3912

Village Community Development District No. 4 (District 4), No. 6 (District 6), No. 10 (District 10), and the Lady Lake / Lake County portion of The Villages north of County Road 466 are all seeking alternate members to serve on the Architectural Review Committee.

The alternate applicant must be a full time resident of the District they are applying for and have lived in The Villages for at least one year. Candidates are recommended to have education and/or experience in any of the following areas: architecture, ability to read site plans, residential/commercial construction, building management, deed restricted

communities, landscaping, county code enforcement, etc.; however, this is not required. The Committee meets weekly, on Wednesdays at 8:00 AM for approximately 2-4 hours.

If you are interested in becoming an alternate member on the Architectural Review Committee, complete the application by clicking one of the following links: [District 4 Application](#), [District 6 Application](#), [District 10 Application](#), [Lady Lake /Lake County Application](#) and returning it to the Community Standards Department, 984 Old Mill Run, The Villages, Florida.

**The Villages®**  
Community Development Districts  
Community Standards

# Important Bond Payoff Date

› March 16<sup>th</sup>



A property owner can payoff their Bond principal balance in full at any time of the year, but March 16<sup>th</sup> is an important date to remember if you plan to do so.

If a resident pays off their Bond by March 16, 2023, the payoff amount will be adjusted to reflect a credit for half of the interest amount paid on their November 2022 tax bill. This will also eliminate the annual Bond Assessment on the November 2023 tax bill and avoid any future interest payments. The Bond payoff must be received in our office before 5 PM on Thursday, March 16, 2023.

To obtain a Bond payoff amount or to get more information, please contact the Bond Team by phone at 352-751-3900. Please call to schedule an appointment prior to visiting the District Office. Payments can also be placed in the District drop boxes located at each Postal Station

until March 10, 2023 or in the District drop box located outside the District Office until 5 PM on March 16, 2023.

Please remember that even when the Bond is paid in full, there will continue to be an annual maintenance assessment on your County's property tax bill. This pays for ongoing costs to maintain the infrastructure of your District.

Residents are not required to pay off their Bond in advance. If not paid in full, the Bond will continue to appear on your annual tax bill.

To view the details of your Bond, locate your Bond Amortization Schedule on [DistrictGov.org](https://www.districtgov.org) by clicking on the Quick Link titled "Residential Bond Assessment Information."

# Preliminary Budget Workshops



There are three Preliminary Budget Workshops scheduled for March — the North Sumter County Utility Dependent District (NSCUDD), the Project Wide Advisory Committee (PWAC) and the Amenity Authority Committee (AAC).

These workshops provide an opportunity to discuss requested topics and general issues, gather input from the public and provide direction to staff before the recommended budget is finalized.

Workshops are open to the public and residents are encouraged to provide input. You may provide your comments by attending these Budget Workshops or attending the monthly Board

Meetings. You may also contact your Board of Supervisors, the District Manager Kenny Blocker at 352-751-3939 or Budget Director Brandy Cook by phone at 352-751-3939 or by email at [Brandy.Cook@districtgov.org](mailto:Brandy.Cook@districtgov.org).

## Budget Workshop Schedule For March:

### **March 13, 2023**

**NSCUDD** - 3:00 PM at SeaBreeze Recreation Center

### **March 29, 2023**

**PWAC** - 8:30 AM at SeaBreeze Recreation Center

### **March 30, 2023**

**AAC** - 9:00 AM at Savannah Recreation Center

# LEARN ABOUT YOUR DISTRICT GOVERNMENT

## CDD ORIENTATION

CDD Orientation is an informational program that provides you with an introduction to your special-purpose District government. During this course, you will learn about how the Districts operate and what functions and services they provide to you.

No sign-ups or fees are required. This program is held on the 2<sup>nd</sup> and 4<sup>th</sup> Thursday of the month at 10:00 AM at the District Office located at 984 Old Mill Run.

## UPCOMING DATES

THURSDAY

**MAR 23** | 10 AM

THURSDAY

**APR 13** | 10 AM

THURSDAY

**APR 27** | 10 AM

## RESIDENT ACADEMY

[Click Here For Dates](#)

# Resident ACADEMY

YOU'RE INVITED!

Join us for an interactive program to learn about your local government.



For More Information & to Register Visit  
[DistrictGov.org](https://DistrictGov.org) > Resident Academy

The Villages®  
Community Development Districts



*Florida Department of Transportation*

RON DESANTIS  
GOVERNOR

719 South Woodland Boulevard  
DeLand, FL 32720-6834

JARED W. PERDUE, P.E.  
SECRETARY

February 9, 2023

Subject: Project Update

U.S. 27/ US 441 (From Lake Ella Road to Avenida Central in Lady Lake) Widening  
Lake County

Financial Project Identification (FPID) Number: 238395-5

Dear Property Owner:

The Florida Department of Transportation (FDOT) is widening U.S. 441 from four to six lanes between Lake Ella Road and Avenida Central (at Griffin Avenue) in Lady Lake. The purpose of this project is to provide safety and operational enhancements for drivers and pedestrians.

In the upcoming weeks, this project will begin extensive work around the County Road 25 overpass. The northbound U.S. 441 bridge is currently being removed and all embankments are being excavated. There is continuous work on widening the outside northbound lane between Fennell Boulevard and Avenida Central. The traffic signals at the intersection of Old Vineyard are being reconstructed. The widening of the southbound roadway between Griffin View Drive and Lake Ella Road is currently underway, and additional drainage, sidewalk and other roadway improvements are being made as well

Demolition of the existing curb, gutter and sidewalks going northbound between East Lake View Street and Lemon Street will begin within the next two weeks. Additionally, the project team is working on adding a right turn lane at the light on Fennell Boulevard, as well as temporarily repaving the Water Oaks Community entrance.

The estimated completion date is January 2024. All construction is contingent upon weather and material being available for the project. More details about the planned improvements are provided in the attached project information handout. Information is also available on the project website at [www.cflroads.com/project/238395-5](http://www.cflroads.com/project/238395-5).

Sincerely,

**Natecia Gayle | Community Outreach Coordinator**

**EXP U.S Services**

In-House FDOT Consultant, District 5

Ocala/Leesburg Construction

Office: [352-326-7744](tel:352-326-7744) / [352-620-3070](tel:352-620-3070)

Cell: [352-359-7059](tel:352-359-7059)

[Natecia.gayle@dot.state.fl.us](mailto:Natecia.gayle@dot.state.fl.us)

# FACILITY CLOSURES

3/9/2023

## **Spanish Springs Flag Pole Project**

- › DPM has scheduled to close Spanish Springs Main St. at 441 on the evening of Sunday, March 19, 2023 through April 9, 2023, to remove the old flag pole and foundation and construct the new foundation. 27th.

## **Mulberry Grove Recreation Indoor Facilities, Fit Club, Outdoor Facilities and Sports Pool**

- › Closed on Thursday, March 30th.

## **Chatham Recreation Indoor Facilities, Outdoor Facilities and Family Pool**

- › Closed on Tuesday, March 21st.

## **Savannah Recreation Indoor Facilities, Outdoor Facilities and Sports Pool**

- › Closed on Monday, March 27th.

## **Saddlebrook Recreation Tennis Courts**

- › Closed Monday, March 13th through Friday, March 24th.

## **Sunset Pointe Recreation Adult Pool**

- › Closed Friday, March 10th through Friday, March 31st.

## **Bacall Recreation Family Pool**

- › Closed Friday, February 17th through Friday, March 14th.

## **Hibiscus Recreation Indoor Facilities, Outdoor Facilities and Family Pool**

- › Closed on Wednesday, March 15th.

## **Hibiscus Recreation Indoor Facilities**

- › Closed Tuesday, March 21st through Friday, March 24th.

## **Colony Cottage Recreation Sports Pool**

- › Closed Friday, March 31st through Thursday, May 11th.

## **Truman Recreation Tennis Courts**

- › Closed Monday, February 27th through Tuesday, March 14th.



# FACILITY CLOSURES

3/9/2023

## **Sterling Heights Recreation Pickleball Courts**

- › Closed Monday, April 10th through Friday, April 21st.

## **Fish Hawk Recreation Indoor Facilities, Outdoor Facilities and Family Pool**

- › Closed Tuesday, March 14th through Friday, March 17th.

## **Eisenhower Recreation Indoor Facilities, Outdoor Facilities and Sports Pool**

- › Closed on Wednesday, March 15th.

## **Moyer Recreation Shuffleboard Courts**

- › Closed Monday, February 27th through Sunday, March 19th.

## **Eisenhower Recreation Sports Pool**

- › Closed until further notice.

## **Rohan Recreation Pickleball Court Pod A**

- › Closed until further notice.

## **Burnsed Recreation Family Pool**

- › Closed on Tuesday, March 14th.

## **Burnsed Recreation Tennis Courts**

- › Closed until further notice.

## **Lake Okahumpka Recreation South Entrance**

- › Closed Monday, March 6th through Thursday, March 15th.

## **Fenney Nature Trail Boardwalk Observation Deck**

- › Closed for maintenance until further notice.

## **Richmond Recreation Dog Park, Bocce Courts and Shuffleboard Courts**

- › Closed Monday, February 20th through Friday, March 30th.

Hospitality • Stewardship • Innovation & Creativity • Hard Work

# CURRENT OPEN POSTIONS

## Community Standards

Administrative Coordinator

## Community Watch

Gate Attendant - 6 hour shifts, regular & substitutes \*

Gate Operations Attendant Substitutes (Internal) \*

Gate Operations Attendant (Internal) \*

Patrol Driver - 8 Hour Shifts, regular & substitutes \*

Dispatcher Substitute - 8 hour shifts \*

Dispatcher

## Customer Service

Customer & Admin. Support Representative

## Finance

Staff Accountant - General Ledger

Senior Accountant

## Public Safety

Firefighter EMT

Firefighter Paramedic

Public Education Technician \*

Deputy Chief of Administration

## Recreation & Parks

Recreation Assistant \*

Recreation Supervisor

Fitness Assistant \*

\* = PART-TIME



Scan the QR code to apply online or go to:  
**DistrictGov.org > Departments > Human Resources > Current Employment Opportunities**

# DID YOU MISS THE LAST DISTRICT WEEKLY BULLETIN?



**Sign up for e-Notifications**  
below and never miss another!



By signing up for e-Notifications, you can get the District Weekly Bulletin sent straight to your email when it's posted!



Stay up-to-date on Recreation Events, renovation projects, what's happening in the community, District news & more!



Click the link below, enter your information, select what you'd like to receive and then confirm your submission!



**Sign up for  
e-Notifications**

# CONTACT US

---

## Administration

 Phone: 352-751-3939


 [Email Administration](#)

## Budget

 Phone: 352-674-1920

 [Email Budget](#)


## Community Standards

 Phone: 352-751-3912

 [Email Deed Compliance](#)


 [Email Architectural Review](#)

## Community Watch

 Phone: 352-753-0550


 [Email Community Watch](#)

## Customer Service Center

 Phone: 352-753-4508


 [Email Customer Service](#)

## District Clerk

 Phone: 352-751-3939


 [Email District Clerk](#)

## Executive Golf Maintenance

 352-674-1885

 [Email Executive Golf Maintenance](#)

## Finance

 352-753-0421


 [Email Finance](#)

## Human Resources

 Phone: 352-674-1905


 [Email Human Resources](#)

## District Property Management

 Phone: 352-753-4022


 [Email District Property Management](#)

## Public Safety

 Phone: 352-205-8280


 [Email Public Safety](#)

## Purchasing

 Phone: 352-751-6700


 [Email Purchasing](#)

## Recreation & Parks

 Phone: 352-674-1800


 [Email Recreation & Parks](#)

## Risk Management

 Phone: 352-674-1828

 [Email Risk Management](#)

## Utilities Customer Service

 Phone: 352-750-0000

 [Email Utilities](#)