



DISTRICT

Weekly Bulletin

May 4, 2023

The Villages®

Community Development Districts

WATER MATTERS

Event Recap

The District's first ever Water Matters Event held on Saturday, April 22nd was a huge success! District Property Management led the festivities and tons of great vendors came out to participate. With presentations from The Villages High School, UF/IFAS Extension, Florida-Friendly Landscaping and more, there was no shortage of important information to

learn. Residents heard directly from the experts on water conservation, environmental standards and saving resources.

Thank you to everyone who attended the event and to all of our participating vendors! We can't wait to see everyone back at the next Water Matters Event in 2024!



16TH ANNUAL

Hurricane Expo

FRIDAY, MAY 5 | 10AM – 2PM

Savannah Recreation | 1545 Buena Vista Blvd.



- Join government agencies and local businesses to learn how to prepare for a storm and how to obtain recovery assistance if a hurricane hits close to home.
- Sign language interpreter available.

SPECIAL POINTS OF INTEREST

- Daniel Noah – Meteorologist, National Weather Service
- Bring your Weather Radio for programming at The Villages Public Safety Department and Sumter County Emergency Management Tables
- Blood Drive is being provided by Oneblood
- WVLG am Radio Broadcasting from Savannah Recreation



In lieu of admission fee, please bring nonperishable food for the local food banks.

DISASTER SUPPLY KIT INFORMATION

How and what to pack for you and your pets.

SPECIAL NEEDS REGISTRATION

Where and how to apply. Help your local Emergency Management Division help you.

MANAGING HEALTH ISSUES

If disaster threatens: what you need to know and how to prepare.

GIVEAWAYS

Enter to win one of ten Midland Weather Radios at The Villages Public Safety Department table.

INSURANCE

Are you covered? Hurricane season begins June 1.



© 2023 Village Center Community Development District. All Rights Reserved. REC323

MORE INFORMATION OR BECOME A VENDOR: Lt. John Longacre | Lt.John.Longacre@DistrictGov.org | DistrictGov.org

NOTICE OF TOWN HALL MEETING

The Villages®
Community Development Districts
District 5

The Board of Supervisors of Village Community Development District No. 5 will be holding a Town Hall Meeting on Wednesday, May 17, 2023 at 6:00 PM at Laurel Manor Recreation, 1985 Laurel Manor Drive, The Villages, Florida.

The Town Hall Meeting will provide an overview of the roles and responsibilities of your District government. The agenda and presentation can be viewed on DistrictGov.org > Your District > District 5 > Quick Links > [Agendas and Minutes](#).

Save The Date!

DISTRICT CUSTOMER SERVICE SATELLITE OFFICE

at La Hacienda
1200 Avenida Central

The Villages®
Community Development Districts

GRAND OPENING

RIBBON CUTTING

MAY 15 | 10AM

- Replace Resident ID Cards
- Obtain Gate Access Cards
- Obtain Guest IDs
- Purchase Executive Trail Pass
- Pay Utility/Amenity Bill
- Obtain Bond Information
- And Much More!

FOR MORE INFORMATION: DistrictGov.org | CustomerService@DistrictGov.org | 352-753-4508

Get The Facts: Executive Golf Courses In The Villages

When it comes to golf, there is no other place in the world that comes close to The Villages. This golfing community brings endless opportunities for recreational play so residents and their guests may enjoy our many courses year-round. In 2022, approximately 2.5 million rounds of golf were played on The Villages Executive Golf Courses alone. With this much bustling activity, it is necessary to have a long-term plan for the sustainability and perpetuity of the golfing experience.

The District occasionally receives inquiries when the golf course conditions do not align with our high standards. Rest assured, the Executive Golf Maintenance team works diligently to combat the typical challenges, such as weather conditions, lack of rain, increased golfer and golf car traffic, etc., that affect and can eventually diminish, the overall condition of the courses. We appreciate all residents who have contacted us with their concerns seeking a resolution or clarification. Please know that our professionally trained staff works around the clock with our contracted maintenance crews to deliver the highest quality play conditions on our Executive Golf courses. The Executive Golf Courses are a living and breathing landscape, and their anticipated life expectancies are regularly impacted by evolving conditions. Variables such as weather and traffic may contribute to the need for enhanced revitalization needs. Golf course renovations and infrastructure improvements can and should be part of our regular planning, especially considering the constant increase in rounds played annually. Our focus remains not only on the design preservation and playability of the courses but also the aesthetics – a value that our residents and guests enjoy about the unique Villages community.

Golf Course Renovations & Maintenance:

Golf course renovations and course improvements are a top priority for the District. We recognize that the volume of rounds of golf, which far exceeds the “average”, for comparable private golf courses and as a result, we have implemented an aggressive 10-year Capital Improvement Plan which will accelerate course renovations. All renovation projects and enhancements to the Executive Golf Courses will be presented to the appropriate Committee and Board as part of an overall asset management plan which consists of multiple renovations annually in addition to smaller, more frequent maintenance projects to ensure courses remain infrastructurally solid. While the average full renovation is every 20 years, we will renovate ours in the ten (10) to twelve (12) year timeframe which will include new greens, tees, fairways and bunkers while incorporating the newer turf varieties that are shade, traffic, and drought tolerant. Likewise, numerous, more frequent smaller renovation projects will include bunker sand replenishing and re-grassing tee tops. Improved bunker sand will be used during projects and drainage will be installed in wet areas on the courses. All of this will be a great addition to the golf experience, play performance and overall quality of the Executive Golf Courses.

Get The Facts: Executive Golf Courses In The Villages

Through our close partnership with Audubon International, we exemplify The Villages' Core Value of Stewardship, prioritizing high environmental standards and initiatives throughout the Executive Golf Courses – doing our part to preserve the natural surroundings with an emphasis on water runoff and mitigation efforts. Advances in golf course construction methods and newer turfgrass varieties aid in our efforts to provide a great recreational playing surface. As we plan improvements, we include grasses that are more shade and drought-tolerant, and more capable of handling year-round traffic.

Executive Golf Course Maintenance:

Continued maintenance is needed 365 days a year on our Executive Golf Courses. The Executive Golf Maintenance Department works hand-in-hand with our contracted maintenance teams as they execute their daily duties of golf course preparation and general maintenance. Our department schedules regular monthly course closures for maintenance to aid with general upkeep, and it is also necessary to close courses periodically for rest and rehabilitation. This gives the maintenance teams time to perform essential cultural practices such as aerification, which relieves soil compaction and provides oxygen to the grass root zone – an important step for turf recovery during and after the busy season of golf, which in The Villages is all year long.

The Executive Golf Maintenance Department oversees the contractors and provides accountability and coaching on course maintenance through on-site visits, evaluations, scheduled meetings, course ride arounds, soil testing, weekly reporting, and irrigation audits. We have enhanced the team effort with the contractors who maintain the Executive courses daily. Relationships centered on coaching, follow-through and trust will lead to the fulfillment of higher expectations and accountability and ultimately, a better round for each golfer. We have also developed a positive synergy with the Championship Golf team, collaborating to offer combined educational opportunities for course staff, and ensuring we are working toward the same high standards and common goals for water management and other industry standards.

We have also renewed our focus on environmental stewardship. Through pursuit of our Audubon certification for all 36 of our Executive Courses, we are finding ways to improve habitats for local wildlife, preserve native plant areas that require less fertilization and being good stewards of scarce water resources. The Audubon Cooperative Sanctuary Program for Golf Courses (ACSP) is an award-winning education and certification program that helps golf courses protect the environment and preserve the natural heritage of the game of golf. The program helps golf officials enhance valuable natural areas and wildlife habitats that golf courses provide, improve efficiency and minimize potentially harmful impacts of golf operations.

Get The Facts: Executive Golf Courses In The Villages

Typical Maintenance Schedule:

Golf course maintenance teams start their day at the crack of dawn, so they have time to prepare their course for golfers with little disruption. Working early, with little disruption, enables them to operate at peak efficiency. Productivity substantially decreases later in the day when employees must be more mindful of play, so maintenance teams try to get the most from the first few hours of their day, typically well before sunrise.

On a typical morning, golf course maintenance workers mow turf across all 36 Executive Golf courses. In addition to mowing, our contractors and staff change hole locations, move tee markers, rake bunkers, clean up debris, scout for pests and irrigate select areas. After their morning work, a second round of tasks begins. This work often includes mowing rough, edging cart paths, and trimming the turf around bunkers and trees. Often, much of this work is completed before lunch to maximize the play experience of our golfers.

Despite an early start, not every job can be finished before morning play; weather, contractor availability, staff size, equipment availability and the golf schedule are just a few key factors that play a significant role in maintenance productivity. Unfortunately, in the vast majority of situations, it will be necessary for maintenance work to continue after golf play has commenced. Therefore, it's important for golfers to give maintenance teams time and space as they work hard to produce great playing conditions.

Golf Course Maintenance Standards:

The Executive Golf Maintenance Department takes great pride in the work that we do to provide our residents and guests with a pleasurable and challenging playing experience. We do this by ensuring that we document our maintenance standards to clearly define resident expectations and match them with the maintenance procedures. Because these expectations are defined by direct feedback from the players, guests, staff members and other professionals, maintenance standards are a valuable tool in determining whether time and money spent in maintaining certain aspects of the Executive Golf courses are actually focused on the areas most important to the players.

Why Is Golf Maintenance Important?

Here are some facts about golf course maintenance, and what can happen if steps are not taken to care for our beautiful Executive Golf Courses:

Mowing: If there is grass growing actively, the golf course areas need to be mowed frequently. If not, aggressive measures must be taken to clean or re-grass the field to return to its normal playability state. Usually, grass on the tees and fairways should be mown at least every three days. Mowing heights can be slowly reduced for overgrown grasses, although playing quality may be different than usual, that's if these areas can even be restored at all. As for putting

Get The Facts: Executive Golf Courses In The Villages

greens, they become an issue, particularly if they are left to grow and not mown due to their very low normal mowing heights. Also, we use specialized grasses in many areas including the tees. One thing that should not be taken for granted is the fact that mowing is the best way to control weeds. If this is suspended for long periods, there is a higher likelihood that weeds will grow abundantly and cause more work once maintenance continues.

Irrigation: The need to irrigate depends on several elements, such as rainfall, soil type, and temperature. If the grass is not sufficiently watered, it can wither and die quickly. On the other hand, some types of grasses can tolerate drought better than others. These include Zoysia grass and Bermuda grass. Kentucky bluegrass, tall fescue, bentgrass, and Poa annua are cool-season grasses that can't tolerate drought. The type of playing surface also makes a difference. Rough areas usually tolerate dryness more than the putting greens, which are the least tolerant and won't typically survive without water for a day or two.

Fertilizer And Protectant Application: Fertilizers and wetting agents are generally applied to make sure that the turf remains healthy and provides the best playing conditions. Plant protectants, on the other hand, are applied at certain times to prevent diseases, insects, or weeds from destroying the grass or affecting playing conditions. We must periodically close courses to apply these products, or we risk turf decline because of insect and disease outbreaks. Weeds will likely invade, causing problems of playability for the rest of the season.

Bunker Maintenance: Regular bunker maintenance is essential in creating excellent playing conditions, and it also inhibits weeds from appearing in the sand. If bunkers are not routinely maintained, these weeds will soon cover the sand. Consequently, if the sand remains unrepaired, the bunkers' conditions will seriously decline. Sand washouts can ultimately lead to sand contamination, and when this happens, it must be completely replaced – more work and more cost. The bunkers, too, will need to be rebuilt as part of the overall renovation plan for Executive Golf Courses. Bunkers test a golfer's ability to either play in the sand or avoid hitting the sand. They represent a temporary handicap to be overcome with skill, determination, and luck. More than 52% of players say high-quality bunkers are essential to a positive golfing experience. Per our contract(s), bunkers are raked out three (3) times per week. Players should also rake out bunkers after all play within the bunker.

Water Features: Water retention basins, ponds and lakes are other aspects of many golf courses that require maintenance. Maintenance includes cutting the grass around the water bodies, as well as aquatic weed control. Nearly everybody of water in Florida has alligators - be aware of your surroundings at all times and don't feed, harass or approach the alligators.

Get The Facts: Executive Golf Courses In The Villages

Weather & Water Challenges: Golf maintenance teams are having to maintain cold season and warm season turf in the same place at the same time during the high season. Spring is the time of the year that we call “transition season”, where we are not only transitioning from one season to the next but also from one turf type to another. It gets a little too warm for the ryegrass that we put on the tee boxes, however, it's still a little too cool for the bermudagrass to take back over. Dry and drought conditions place extra stress on turf conditions, when only limited amounts of stormwater or reclaimed irrigation water are available for Executive Golf Courses. All our Executive Golf Courses are held to strict water allocations set by Southwest Florida Water Management District or the St. Johns Water Management District. Our courses are not allowed to water more than they are allocated each month. Priority of areas when watering Executive Golf Courses is greens, tees, fairways and lastly the rough. Some of our courses experience high bicarbonate and pH water build-up in the irrigation lines and frequently have irrigation problems such as inoperable sprinkler heads. This makes it necessary for maintenance teams to flush out the system and inject products into the irrigation system to combat the problem. Important applications of fertilizers and pre-emergent herbicides are completed on a seasonal and as-needed basis.

Traffic & High Volumes of Players: High amounts of foot and golf car traffic on the Executive Courses produces compacted soils which increase drainage, disease and weed pressures. With 2.5 million annual rounds on our Executive Courses, they sustain significant damage and abuse from heavy use. The high-use season is January through May. We recognize that the volume of rounds of golf, which far exceeds the “average”, for comparable private golf courses and as a result, we have implemented an aggressive 10-year Capital Improvement Plan which will accelerate course renovations. All renovation projects and enhancements to the Executive Golf Courses will be presented to the appropriate Committee and Board as part of an overall asset management plan which consists of multiple renovations annually in addition to smaller, more frequent maintenance projects to ensure courses remain infrastructurally solid. While the average full renovation is every 20 years, we will renovate ours in the ten (10) to twelve (12) year timeframe which will include new greens, tees, fairways and bunkers while incorporating the newer turf varieties that are shade, traffic, and drought tolerant. Likewise, numerous, more frequent smaller renovation projects will include bunker sand replenishing and re-grassing tee tops. Improved bunker sand will be used during projects and drainage will be installed in wet areas on the courses.

Divot Repairs: Players sometimes cut the turf during golf strokes or by shuffling their feet. The daily damage caused by divots will depend on the number of rounds played, and we play a lot of rounds of golf annually on our Executive Golf courses. Low-traffic courses don't see frequent divot damage, while heavily used courses need more daily repairs. The most critical divots to fix are those located in the primary field of play.

Get The Facts: Executive Golf Courses In The Villages

Ball Marks: One of the other high priorities for Executive Courses is repairing ball marks every day. When golf balls fall from the sky, they make depression marks on the turf. In turn, these marks make the putting green uneven. Consequently, golfers find themselves misdirecting their putts. A properly repaired ball mark heals completely in 2-3 days, while an unrepaired ball mark takes 15-20 days to heal properly. Predictable slope, speed and putting surfaces are crucial to a good golfing experience. Maintenance crews inspect each green with a “ball mark repair tool” to repair all visible marks.

Golf Etiquette and Helping to Maintain The Golf Courses:

- Keep golf cars on assigned paths only.
- Show up early for your tee time and obey the cart path rules. Depending on seasonal conditions, driving off the path will result in damage to the turf areas. Also, comply with the speed limit rules.
- Golf car tires must have a rounded vertical tread with a maximum depth of ¼ inches. Total tire width must be a minimum of 8 inches. Tire pressure must not exceed 28 psi.
- Fix noticeable ball marks using a tool to close the mark and then smooth with the putter or your foot.
- Before leaving a bunker, a player should carefully smooth over all holes and footprints with the provided rake.
- Practicing good golf etiquette not only enhances the friendly atmosphere that The Villages is known for, but it can make a significant difference in the health and playability of the courses. For example:
 - › Taking the time to fill your divots and repair your ball marks not only provides an even playing surface for the players behind you, but also helps the grass recover and grow in more quickly.
 - › Observing cart directional signs and stakes and avoiding driving too close to tees and greens protects the playing surface. Courses are monitored frequently to identify areas that might be especially worn, prone to mud or erosion, or working to regenerate. Please be mindful of these areas as you visit your favorite courses.
 - › Retrieving your ball from the cup with your hand slowly and carefully while the flag remains in the cup, in accordance with a recent United States Golf Association (USGA) rules update, means that future putts will not be adversely affected by a cup with dinged edges. When damage does occur, maintenance staff must cut a new hole location – an extra step in an already busy day.

Get The Facts:

Executive Golf Courses In The Villages

- › Replace your divots, avoid walking on the steep face of a bunker and repair any pitch marks or indentations caused by hitting the green. Using a tee, knife, key or repair tool, repair the mark by working the edges towards the center, without lifting the center of the mark. Don't tear the grass. Finish by smoothing the area with a club or your foot. Try to get the area smooth enough to putt over.
- › Land in the bunker? Take a few moments to rake out your footprints and play area. This makes the area more aesthetically pleasing and playable for the remainder of the day. It also allows the maintenance team to focus on other detailed work.
- › Don't talk while others are hitting and do not distract other golfers. Always be silent and stand out of view of golfers. Make sure you stay off your phone and always know when other golfers are hitting.
- › Be careful where you walk at all times, and do not spend too much time looking for balls. When in a group, help other players to find their ball to keep the game play moving.
- › Maintain an appropriate pace and avoid slow play. Keep pace with the group ahead of you and keep the game moving. Don't hit a ball into the group ahead of you.
- › Don't step on your fellow players putting lines - the imaginary line that connects the ball to the hole. If your ball is on a player's line, volunteer to mark the ball. If your ball is not furthest from the cup: mark your ball, either with a plastic marker or a small, thin, dark coin such as an old penny. After you have marked your ball, place your putter down at a 90-degree angle with the heel touching your marker. Move the marker from the heel to the toe of your putter. Reverse the procedure to return the ball to its original position.
- › Do not stand where you might distract a fellow player and don't move. Don't make any noise when your fellow player is preparing to putt. If you hold the flagstick, do so at arm's length so the flag doesn't flutter in the breeze, and make sure your shadow doesn't fall across the hole or line. The flagstick should be removed right after the player hits the ball.
- › If you lay down the flagstick, lay it off the green to prevent doing damage to the green.
- › Always yell "FORE", when an errant ball is hit towards others. Fore is a commonly used golf term that means "duck and get to cover". While it is rare for someone to get hit by a golf ball, it can happen and may result in serious injury.
- › After everyone has puttied out, immediately walk to the next tee.

To read the complete Executive Golf Fact Sheet on the District website, click on the following link - [Executive Golf Course Fact Sheet](#).

DISTRICT RISK MANAGER NAMED RISK MANAGER OF THE YEAR!



The District's Insurance Trust, Preferred Governmental Insurance Trust "PGIT" awarded Kathleen Storey, Risk Manager, the Risk Manager of the Year Award.

"Kathleen oversees the Risk Management responsibilities for one of the largest and most complex public entities in the State of Florida. She has a staff on one. They have an active and effective Safety Committee;



they utilize the resources that are available to them including our Matching grant program. The loss ratio for the Package coverages has been outstanding, since 2018 it has been 21%, 16%, 10%, 13% and is currently at 2%. The Work comp mod is in the credit range at .98." – Mike Marinan, ARM-P, Director of Member Services, Public Risk Underwriters of Florida.

2023 Senior Games Results

Results for all events of the recent Senior Games are available on TheVillagesSeniorGames.com. and on the [Senior Games](#) page of DistrictGov.org. Keep Training for Greatness! The 2024 Senior Games will be held Friday, April 19, 2024 through Sunday, April 28, 2024.



courts, on the bulletin boards and on the [What's Happening](#) page on DistrictGov.org.

Renew & Replace

District Property Management and the Recreation & Parks Department work together to maintain the facilities. This includes, but is not limited to court resurfacing, swimming pool remodels, recreation center renovations and more. Notices of upcoming projects are placed at the facilities in advance at the

Join Our Team

We attribute our successes to the members of our team and staff, come join us! For more information on employment opportunities within the Recreation & Parks Department, please see the following page.

Join OUR TEAM!

The Villages®
Recreation & Parks

NOW HIRING
FOR ALL LOCATIONS



Our Core Values demonstrated in our daily actions

HOSPITALITY • STEWARDSHIP • INNOVATION AND CREATIVITY • HARD WORK

The Village Center Community Development District (VCCDD) employs staff to support the operations of The Villages® community. We contribute our successes to the members of our team and staff, who work together towards the mission of providing and preserving the lifestyle of *Florida's Friendliest Hometown®*.

DEPARTMENT POSITIONS TYPICALLY AVAILABLE INCLUDE:

- Recreation Assistants
- Facility Specialists
- Recreation Service Representatives

TO ENSURE YOU ARE AWARE OF AVAILABLE DISTRICT JOB OPPORTUNITIES:



Register for email notifications of public job postings and other information by going to:
DistrictGov.org > Quick Links > Sign Up for eNotifications



Check our website for Current Job Opportunities:
DistrictGov.org > Quick Links > Employment Opportunities



Call or stop by Human Resources:
984 Old Mill Run in Lake Sumter Landing



For More Info: 352-674-1905 | HumanResources@DistrictGov.org | [DistrictGov.org](https://www.districtgov.org)

HOW TO



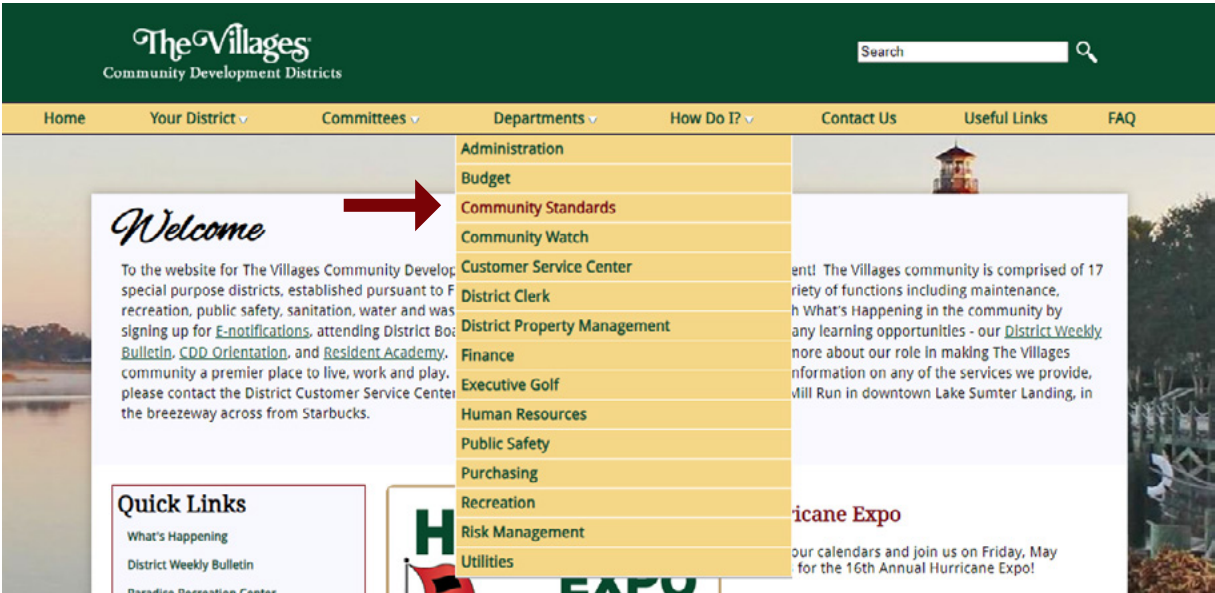
Where Can I Find The Architectural Review Manual For The District I Reside In?

To find the Architectural Review Manual for your District on DistrictGov.org, follow the steps below and on the next page.

- 1 Go to DistrictGov.org.



- 2 Under Departments, click on Community Standards.

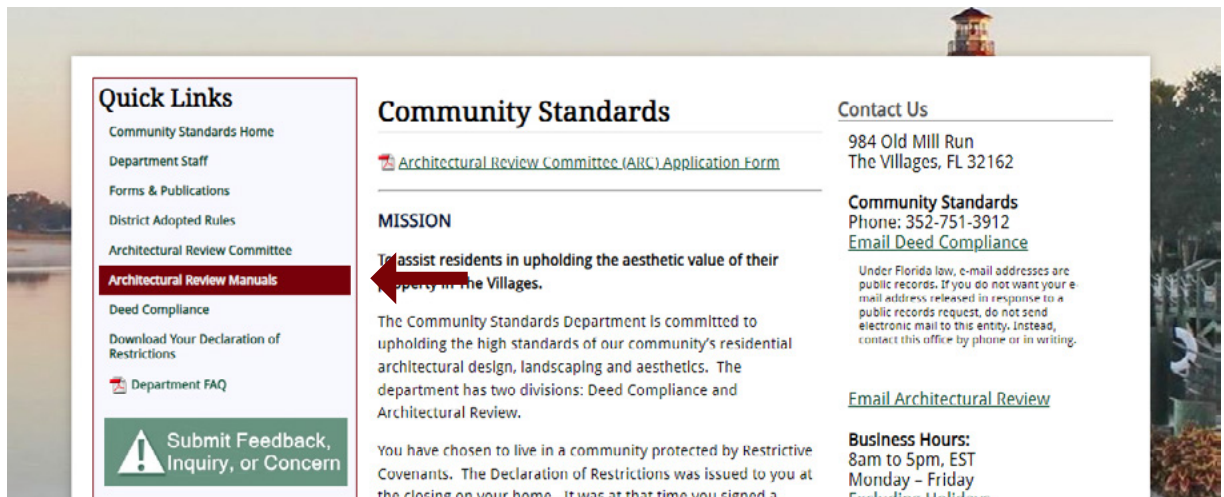




HOW TO

Where Can I Find The Architectural Review Manual For The District I Reside In?

- 3 In the Quick Links menu on the left-hand side of the page, click on Architectural Review Manuals.



- 4 Here you will find links to the Architectural Review Manuals for each District. Select your District from the list to view and download your Architectural Review Manual.



May Is Melanoma and Skin Cancer Awareness Month

May is Melanoma and Skin Cancer awareness month. It is the month when we truly start to understand why Florida is called 'The Sunshine State.' While the sun sustains life and feels good, it can also be your skin's worst enemy. Every sunburn can increase your risk of skin cancer but it's not just those big days at the beach or ballgame that cause trouble. Each time you run out to get the mail, walk the dog or commute to work without sun protection also adds to the damage that can lead to skin cancer (as well as leathery skin, dark spots and wrinkles).

No single method of sun defense can protect you perfectly, though. That's why we created this roundup of advice for you. The best path to beautiful, healthy skin is to adopt as many of these steps as possible into your lifestyle and make them daily habits everywhere you go, all year.

Know your Sunscreen and USE IT!

SPF stands for Sun Protection

Factor. The number tells you how long the sun's UVB rays would take to redden your skin when using a particular sunscreen compared with the amount of time without

sunscreen. So if you use an SPF 15 product exactly as directed (applied generously and evenly, and reapplied after two hours or after sweating or swimming), it would take you 15 times longer to burn than if you weren't wearing sunscreen.

Broad spectrum. The words "broad spectrum" on a label indicate that the sunscreen contains ingredients that effectively protect against UVA rays as well as UVB.

Water resistance. While sunscreens can't claim to be waterproof, they can be labeled water resistant for either 40 or 80 minutes. Yes, you can burn even when you're in the water, so reapplying is key!

The Skin Cancer Foundation advises everyone to use a broad-spectrum sunscreen with an SPF of 15 or higher every day. For extended outdoor activity, use a water-resistant, broad-spectrum sunscreen with an SPF of 30 or higher. Reapply every two hours or after swimming or sweating.

The Villages®
Community Development Districts
Risk Management

May Is Melanoma and Skin Cancer Awareness Month

Seek the Seal: The bottom line is that you need several types of sun protection to safeguard your skin. It takes a village! Many products that meet stringent criteria for safe and effective UV protection have earned The Skin Cancer Foundation Seal of Recommendation.

Look for clothing, hats, sunglasses, sunscreens, moisturizers, cosmetics, awnings, umbrellas, window film and more that carry the Seal.

Cover Up! Clothing can provide a great barrier against the sun's ultraviolet (UV) rays. Its protection is consistent over time and doesn't wear off like sunscreen does. Many new fabrics offer high-tech protection and breathability, too. The more skin you cover (high neck, long sleeves, pants), the better, and a hat with a wide brim all the way around (three inches or more) is best because it helps shade your eyes, ears, face and neck. Also, wear UV-blocking sunglasses to protect your eyes and the skin around them.

- › Look for "UPF" protection on labels of clothing, hats, and fabrics. UPF stands for "ultraviolet protection factor."

Play in the Shade! When you are outside, think of shade as your refuge, especially between 10 AM and 4 PM, the peak hours of sun intensity.

Walk on the shady side of the street, sit under an awning or sun-protective umbrella, duck into a covered porch at a pool party or even under a tree.

Early Detection Starts with You.

Using sun protection consistently from an early age is the strongest defense against developing skin cancer.

No person or method is perfect, though, and one in five Americans will develop skin cancer by the age of 70.

The Skin Cancer Foundation recommends that all adults do monthly skin self-exams and see a dermatologist annually, or more frequently if they see something suspicious or have risk factors. Learn more about early detection.

Source: <https://www.skincancer.org/skin-cancer-prevention/sun-protection/>

The Villages®
Community Development Districts
Risk Management

THE UNFLUSHABLES:

Keep wipes and other products from clogging your community's sewer system

With developments surrounding the COVID-19 pandemic, there's lots of change and interruption in our lives. Panic buying has left some people without adequate supplies of toilet paper, and they may have no choice but to use other products in the bathroom. Therefore, it's important that we make sound decisions to prevent clogs and damage to sewer systems.

To keep wastewater systems working properly, please flush only the appropriate waste down the toilet.

WIPES CLOG PIPES, SO REMEMBER THESE TIPS:

FLUSH IT:

Biological waste (urine, feces) and toilet paper are the only materials that should be flushed down the toilet. Toilet paper breaks down in water. Other products do not.

TRASH IT:

Anything else—cotton swabs, baby wipes, wet wipes (even if marked "flushable") and paper towels. These items must be disposed of as domestic waste and NOT flushed down the toilet.



**IT'S A TOILET
NOT A TRASH CAN!**

***ONLY FLUSH TOILET PAPER**

PLACE THESE ITEMS IN THE TRASH, NOT THE TOILET:

- Paper towels and napkins
- Disinfecting wipes (even if marked "flushable")
- Baby wipes
- Diapers
- Feminine hygiene products



These steps will help us keep collection and treatment systems operating properly. If there's no toilet paper and you must use something else, keep a trash bin in the bathroom to dispose of non-toilet-paper products. Clean the bin and surrounding areas regularly. Businesses should provide similar trash bins and consider posting signs reminding patrons not to flush non-toilet-paper products.

Please help us avoid unnecessary sewer clogs and backups.

www.jacobs.com



Jacobs

Budget Workshops & Budget Reviews

5/8/23 - 5/19/23

The Villages®
Community Development Districts
Office of Management and Budget

As we continue with our Fiscal Year 2023-24 (FY 23-24) Budget Process, several Budget Reviews and Budget Workshops will be conducted in the month of May.

These Reviews and Workshops will include an in-depth review of the line-item budget, maintenance assessment rate schedule, working capital & reserve balances and capital improvement plan updates with Board Supervisors and Committee Members.

Most Fiscal Year 2023-24 Budget Reviews will be held during the Regular Board Meetings in May; however, two Districts will hold their Budget Review Meetings outside of their Regular Board or Committee Meetings.

These Budget Reviews and Workshops provide an opportunity to discuss requested topics/general issues, gather



input from the public and provide direction to staff before the recommended budget is finalized.

You may view the meeting's agenda the week prior to each meeting. All meetings are public and residents are encouraged to provide input.

There are several ways in which you may provide comments; by attending the District Board or Committee meetings, Budget Workshops, contacting your District Board Supervisor or Committee Members or contacting Brandy Cook, Budget Director by email at Brandy.Cook@districtgov.org.

Budget Workshops & Budget Reviews

5/8/23 - 5/19/23



Schedule of May Budget Workshops and Budget Reviews

MAY 8 | SeaBreeze Recreation

PWAC.....8:30 AM
NSCUDD.....3 PM

MAY 16 | Savannah Center

District 3.....11 AM
District 4.....1:30 PM

MAY 10 | Savannah Center

AAC.....9 AM

MAY 18 | SeaBreeze Recreation

District 7.....8 AM
District 11.....10 AM
District 9.....1:30 PM
District 10.....3 PM

MAY 11 | Everglades Recreation

WUDD.....8 AM
District 12.....9:30 AM
District 13.....11 AM

MAY 19 | SeaBreeze Recreation

District 5.....8 AM
District 6.....9:30 AM
District 8.....11 AM

MAY 12 | Savannah Center

District 1.....8 AM
District 2.....9 AM



Wildwood Police Department's

MEMORIAL DAY COMMUNITY EVENT

Held at: Wildwood Police Department
3939 County Road 462 East, Wildwood, FL 34785

WEDNESDAY, 24 MAY, 2023

FREE Lunch!
11:00 a.m. - 1 p.m.

**Honors
Presentation
at Noon**

**Blood
Donations**
9:00 a.m.-2:00 p.m.

Option 1- Drive thru

Drive thru the event, say hello, drop off an American Flag to be retired if you have one and grab a lunch to go.

OR

Option 2- Park & stay

Park & join the celebration. Come visit with veterans, partners & PD staff. Donate an American Flag to be retired if you have one, donate blood, enjoy lunch and veteran honors held at noon.



HONORING THOSE IN THE COMMUNITY WHO SERVED - EVERYONE WELCOME!

MILL AND OVERLAY ROAD WORK SCHEDULE

UPDATED 4/28/2023



CW Roberts will begin Mill and Overlay Road Work in the following areas based on the schedule below:

**This schedule may be adjusted due to unforeseen circumstances, including weather.*

District 7

- Seneca Villas: 5/26/23 – 5/29/23
- Sandhill Villas: 5/29/23 – 5/30/23
- Mariel Villas: 5/30/23 – 5/31/23

For the safety and quality assurance of residents, guests and workers, please adhere to the following requests:

- Reschedule any work or deliveries to your Villa until the paving is complete as they may be denied access. Only residents and emergency vehicles will have immediate access during the construction.
- PLEASE DO NOT run your irrigation, wash your vehicle or empty your pool during the week, as it will increase the work time.
- ALL vehicles and trailers must be parked OFF of the roads and the overflow parking areas must be empty, so as to not impede the work.
- Please be advised that newly paved roadways will take approximately one hour to cure and should not be driven on while hot! Driving before this time could result in tracking asphalt onto your driveway and damaging the new roadway.
- If you must travel through the construction, PLEASE drive slowly and watch for and listen to directions provided by the contract workers.

Our goal is to give you a new road that will endure its maximum life with the least amount of inconvenience. Your cooperation is greatly appreciated. If you have any questions during the work, there will be someone on sight to help. For the safety of our crews and all residents, we ask that you reschedule any work or deliveries to your Villa until the paving is complete as they may be denied access. Only residents and emergency vehicles will have immediate access during the construction.

For additional information, please call District Property Management at 352-753-4022.

IRRIGATION SYSTEM FLUSHING: DISTRICTS 5-8

UPDATED 4/17/2023



Beginning in April 2023, our Utilities Operations and Maintenance contractor (Jacobs), will begin flushing the Villages Water Conservation Authority (VWCA) irrigation system located in Districts 5-8. Flushing prevents the accumulation of small particles and build-up, which can lead to plugging issues in our irrigation system. Due to the size of the VWCA system, the area has been divided into 90 distinct flushing zones. Once started, this project will take approximately 50 weeks to work through all 90 zones.

As the flushing takes place, you will see the Jacobs team opening fire hydrants and flushing irrigation lines only into the roadway. Work hours will be from 8 am to 5 pm. Information will be updated regularly on the District's website on when you can expect to see the Jacobs team in action in your area. Please check out What's Happening and the Weekly Bulletin for updates at [DistrictGov.org](https://www.districtgov.org).

This maintenance work will not have any effects on your drinking water quality nor pressure. This is a proactive effort to maintain your irrigation system.

The safety of residents and contractor personnel is of the utmost importance. We are requesting everyone to abide by all barricades and warning signs and to avoid the active work area for anything other than access to your property.

Thank you for your cooperation and patience as we improve our irrigation system. If you have any questions or would like additional information, please contact District Utilities at 352-753-4022.



Palmetto Executive Golf Course

In our efforts to provide optimum conditions on the Executive Golf Courses, the Palmetto Executive Golf Course will be closed Friday, March 24, 2023 for several weeks to undergo necessary maintenance work. This closure will give the maintenance team time to execute cultural practices on the greens and tees such as aerification and sand topdressing to aid with drainage, relieve compaction and provide oxygen to the root zone. Additionally, the maintenance team will work on eradicating disturbing winter weeds like *Poa annua* grass. We thank you for your patience during this closure.

Belmont Executive Golf Course

The Belmont Executive Golf Course will be closed Saturday, April 1, 2023 until further notice. This closure is part of the Project Wide Advisory Committee approved Capital Infrastructure Improvement Project. This project will consist of new greens, tees, fairways and new bunker sand. Additional landscaping and cart path improvements will take place as well during the closure. Thank you for your patience during this closure.

Bonita Pass Executive Golf Course

The Bonita Pass Executive Golf Course will close on Monday, May 1, 2023, for two weeks for infrastructure improvements. Renovations taking place include timber bridges and restroom floor repair. Thank you for your patience during this closure.

Churchill Greens Executive Golf Course Renovation Project

Following Committee approval for the Churchill Greens Capital Improvement Project, the Churchill Greens Executive Golf Course has been closed until further notice to undergo extensive renovations. The renovation of Churchill Greens Executive Golf Course will include new greens, tees and fairways as well as bunker and landscape enhancements. We thank you for patience during this revitalization. For more information, contact the Executive Golf Maintenance Department at 352-674-1885.

LEARN ABOUT YOUR DISTRICT GOVERNMENT

CDD ORIENTATION

CDD Orientation is an informational program that provides you with an introduction to your special-purpose District government. During this course, you will learn about how the Districts operate and what functions and services they provide to you.

No sign-ups or fees are required. This program is held on the 2nd and 4th Thursday of the month at 10:00 AM at the District Office located at 984 Old Mill Run.

UPCOMING DATES

THURSDAY

MAY 11 | 10 AM

THURSDAY

MAY 25 | 10 AM

THURSDAY

JUNE 8 | 10 AM

RESIDENT ACADEMY

[Click Here For Dates](#)

Resident ACADEMY

YOU'RE INVITED!

Join us for an interactive program to learn about your local government.



For More Information & to Register Visit
DistrictGov.org > Resident Academy

The Villages®
Community Development Districts

Architectural Review Committee

OPEN SEATS

HAVE AN EYE FOR GOOD *Design?*

- Do you love the aesthetic beauty and design of your community?
- Do you have experience in architecture, landscaping or reading site plans?
- Do you want to participate in keeping your community beautiful?

COME JOIN YOUR LOCAL ARCHITECTURAL REVIEW COMMITTEE AS A *Volunteer!*



The Villages®
Community Development Districts
Community Standards

For More Information: DistrictGov.org | ArchReview@DistrictGov.org | 352-751-3912

Village Community Development District No. 3 (District 3), No. 4 (District 4), No. 6 (District 6), No. 10 (District 10), and the Lady Lake / Lake County portion of The Villages north of County Road 466 are all seeking alternate members to serve on the Architectural Review Committee.

The alternate applicant must be a full time resident of the District they are applying for and have lived in The Villages for at least one year. Candidates are recommended to have education and/or experience in any of the following areas: architecture, ability to read site plans, residential/commercial construction,

building management, deed restricted communities, landscaping, county code enforcement, etc.; however, this is not required. The Committee meets weekly, on Wednesdays at 8:00 AM for approximately 2-4 hours.

If you are interested in becoming an alternate member on the Architectural Review Committee, complete the application by clicking one of the following links: [District 3 Application](#), [District 4 Application](#), [Lady Lake/Lake County Application](#) and returning it to Community Standards, 984 Old Mill Run, The Villages, Florida.

The Villages®
Community Development Districts
Community Standards

Hospitality • Stewardship • Innovation & Creativity • Hard Work

CURRENT OPEN POSTIONS

Community Standards

Administrative Coordinator

Community Watch

Gate Attendant - regular & substitutes, 6 hour shifts *

Gate Operations Attendant Substitutes (inside position) *

Patrol Driver - regular & substitutes, 8 hour shifts *

Dispatcher

Dispatcher Substitute - 8 hour shifts *

Finance

Senior Accountant

Billing & Collection Technician

Administrative Coordinator

Public Safety

Public Education Technician *

Recreation & Parks

Recreation Assistant *

Recreation Service Representative

Recreation Supervisor

*** = PART-TIME**



Scan the QR code to apply online or go to:
DistrictGov.org > Departments > Human Resources > Current Employment Opportunities

FACILITY CLOSURES

5/4/2023

Southside Recreation Indoor Facilities, Outdoor Facilities and Adult Pool

- › Closed Monday, May 15th through Friday, May 19th.

La Hacienda Recreation Hustlers' Billiards Room

- › Closed Monday, May 1st through Sunday, May 14th.

Mulberry Dog Park

- › Closed Monday, April 24th through Sunday, May 21st.

Belvedere Recreation Adult Pool

- › Closed on Monday, May 8th.

Hibiscus Recreation Pickleball Courts

- › Closed Monday, May 22nd through Wednesday, May 24th.

Lake Miona Recreation Parking Lot

- › Closed Tuesday, May 9th through Friday, May 12th.

Lake Miona Recreation Indoor Facilities, Outdoor Facilities and Sports Pool

- › Closed on Friday, May 12th.

Laurel Manor Recreation Pickleball Courts

- › Closed Wednesday, May 24th through Thursday, May 25th.

Laurel Manor Recreation Sports Pool

- › Closed Monday, May 15th through Friday, May 26th.

Allamanda Recreation Pickleball Courts

- › Closed Thursday, May 4th through Saturday, May 6th.

Bridgeport Recreation Indoor Facilities, Outdoor Facilities and Family Pool

- › Closed on Friday, May 5th.

Bridgeport Recreation Bocce Courts

- › Closed Monday, May 8th through Friday, May 19th.

FACILITY CLOSURES

5/4/2023

Coconut Cove Recreation Pickleball Courts

- › Closed Wednesday, May 17th through Thursday, May 18th.

Canal Street Recreation Pickleball Courts

- › Closed Thursday, May 11th through Saturday, May 13th.

Canal Street Recreation Indoor Facilities, Outdoor Facilities and Family Pool

- › Closed on Monday, May 8th.

Bacall Recreation Pickleball Courts

- › Closed Thursday, May 4th through Saturday, May 6th.

Tall Trees Recreation Adult Pool

- › Closed Wednesday, May 10th through Friday, May 12th.

Colony Cottage Recreation Sports Pool

- › Closed Friday, March 31st through Thursday, May 11th.

Colony Cottage Recreation Pickleball Courts

- › Closed Wednesday, May 17th through Thursday, May 18th.

Duval Recreation Adult Pool

- › Closed Friday, May 12th through Friday, June 2nd.

SeaBreeze Recreation Pickleball Courts

- › Closed Wednesday, May 10th through Friday, May 12th.

Sterling Heights Recreation Indoor Facilities, Outdoor Facilities and Family Pool

- › Closed on Thursday, May 25th.

Sterling Heights Recreation Billiards Room

- › Closed Wednesday, May 17th through Friday, May 19th.

Bradenton Recreation Pickleball Courts

- › Closed Monday, May 8th through Wednesday, May 10th.

FACILITY CLOSURES

5/4/2023

Bradenton Recreation Indoor Facilities, Outdoor Facilities and Family Pool

- › Closed on Tuesday, May 9th.

Bradenton Recreation Royal Palm Room

- › Closed Monday, May 8th through Friday, May 12th.

Eisenhower Recreation Pickleball Courts

- › Closed Friday, May 19th through Saturday, May 20th.

Eisenhower Recreation Platform Tennis Court #1

- › Closed until further notice.

Rohan Recreation Pickleball Courts

- › Closed Thursday, June 1st through Friday, June 2nd.

Rohan Recreation Tennis Courts

- › Closed until further notice.

Rohan Recreation Pickleball Court Pod A

- › Closed until further notice.

Big Cypress Recreation Pickleball Courts

- › Closed Monday, May 8th through Wednesday, May 10th.

Burnsed Recreation Bocce Courts

- › Closed Monday, May 22nd through Friday, June 2nd.


Burnsed Recreation Tennis Courts

- › Closed until further notice.

Sugar Cane Recreation Adult Pool

- › Closed Saturday, April 22nd through Sunday, May 21st.

DID YOU MISS THE LAST DISTRICT WEEKLY BULLETIN?



Sign up for e-Notifications
below and never miss another!



By signing up for e-Notifications, you can get the District Weekly Bulletin sent straight to your email when it's posted!



Stay up-to-date on Recreation Events, renovation projects, what's happening in the community, District news & more!



Click the link below, enter your information, select what you'd like to receive and then confirm your submission!



**Sign up for
e-Notifications**

CONTACT US

Administration

 Phone: 352-751-3939

 [Email Administration](#)

Budget

 Phone: 352-674-1920

 [Email Budget](#)

Community Standards

 Phone: 352-751-3912

 [Email Deed Compliance](#)

 [Email Architectural Review](#)

Community Watch

 Phone: 352-753-0550


 [Email Community Watch](#)

Customer Service Center

 Phone: 352-753-4508


 [Email Customer Service](#)

District Clerk

 Phone: 352-751-3939

 [Email District Clerk](#)

Executive Golf Maintenance

 352-674-1885

 [Email Executive Golf Maintenance](#)

Finance

 352-753-0421

 [Email Finance](#)

Human Resources

 Phone: 352-674-1905

 [Email Human Resources](#)

District Property Management

 Phone: 352-753-4022

 [Email District Property Management](#)

Public Safety

 Phone: 352-205-8280

 [Email Public Safety](#)

Purchasing

 Phone: 352-751-6700


 [Email Purchasing](#)

Recreation & Parks

 Phone: 352-674-1800


 [Email Recreation & Parks](#)

Risk Management

 Phone: 352-674-1828

 [Email Risk Management](#)

Utilities Customer Service

 Phone: 352-750-0000

 [Email Utilities](#)