

DISTRICT

# Weekly Bulletin

August 10, 2023



The Villages®

Community Development Districts

# MARK YOUR CALENDAR & SAVE THE DATE!



THURSDAY  
OCTOBER 5

★ 2023 ★

POLICE • COMMUNITY PARTNERSHIPS

Join us for a night of *fun!*

Support your local First Responders law enforcement heroes  
at the 2023 National Night Out event

## Participating Partners

- Fruitland Park PD
- Lady Lake PD
- Wildwood PD
- Leesburg PD
- Lake County Sheriff's Office
- The Villages Public Safety Department
- Marion County Sheriff's Office
- Marion County Fire Department
- Sumter County Sheriff's Office
- Sumter County Fire Department

## First Responders Recreation

5 - 7pm • 7746 SE Hwy 42

National Night Out serves as a way to recognize law enforcement agencies and raise awareness for its community programs.

The Villages®  
Community Development Districts  
Community Watch



## MEET YOUR PUBLIC SAFETY & LOCAL LAW ENFORCEMENT

"Take this opportunity to say a well-deserved thank you to your local law enforcement agencies who work diligently year-round to keep our community safe. Join us for food and fun as we recognize our local heroes - see you there!"

Nehemiah Wolfe, Community Watch Chief



352-753-0550 | [CommunityWatch2@DistrictGov.org](mailto:CommunityWatch2@DistrictGov.org) | [DistrictGov.org](http://DistrictGov.org)

© 2023 Village Center Community Development District. All Rights Reserved. VCDD060\_0723

# Proposed Maintenance Assessment Increases – Districts 2, 4, 7 & 10



As we have communicated over the last several months, a few Districts have approved proposed increases to their FY23-24 maintenance assessment rates. After spending hours reviewing and discussing budgets during their May Budget Workshops, four Districts (2, 4, 7, and 10) have approved proposed increases to their maintenance assessment rates in order to maintain the existing level of service and ensure the long-term integrity of the infrastructure necessary for the sustainability of their Districts.

As required by the Florida State Statutes, a notice to homeowners in Districts 2 and 4 were mailed on August 4th, Districts 7 and 10 notices were mailed to homeowners on August 11th to notify them of the proposed increase and the date/time of the public hearing when the rate increase will be discussed and adopted. The notice to homeowners consisted of a letter that is personalized for each unit/lot that includes the required legal verbiage, purpose of the increase, the current rate, the proposed rate, and proposed annual increase amounts, along with a Frequently Asked Questions information page. The required large newspaper ads for Districts 2 and 4 were published in the Daily Sun on Friday, August 4, 2023 and were published on August 11, 2023 for Districts 7 and 10.



\*This increase DOES NOT pertain at all to your monthly amenity fees that are billed on your utility bill. The maintenance assessments are paid once a year on your annual tax bill.\*

**District 2 Board of Supervisors,** after much review and discussion, are proposing a 10% increase to the annual maintenance assessment rates which is only an average annual increase of \$22.16 for villa owners, an average annual increase \$146.30 annual increase for premier unit owners and an average annual increase of \$36.57 for the other unit owners. The Board of Supervisors spent considerable time reviewing and discussing the FY23-24 Budget, ten-year Capital Improvement Plan, possible future price increase in contracts and fund balances during public meetings conducted in May and June. The Board of Supervisors will conduct a public hearing to accept public input followed by adoption of the Final FY23-24 Budget and maintenance assessment rates on September 8, 2023 at 9:30 AM at Savannah Recreation.

# Proposed Maintenance Assessment Increases – Districts 2, 4, 7 & 10



## **District 4 Board of Supervisors,**

after much review and discussion, are proposing a 25% increase to the annual maintenance assessment rates which is only an average annual increase of \$105.76 for villa owners, a \$299.89 annual increase for premier unit owners and an average annual increase of \$170.80 for the other unit owners. The Board of Supervisors spent considerable time reviewing and discussing the FY23-24 Budget, ten-year Capital Improvement Plan, possible future price increase in contracts and fund balances during public meetings conducted in May and June. The Board of Supervisors will conduct a public hearing to accept public input followed by adoption of the Final FY23-24 Budget and maintenance assessment rates on September 8, 2023 at 1:30 PM at Savannah Recreation.

## **District 7 Board of Supervisors,**

after much review and discussion, are proposing a 10% increase to the annual maintenance assessment rates which is only an average annual increase of \$57.83 for villa owners, and an average annual increase of \$94.36 for the other unit owners. The Board of Supervisors spent considerable time reviewing and discussing the FY23-24 Budget, ten-year Capital Improvement Plan, possible future price increase in contracts and fund balances during public meetings conducted in May and June. The Board

of Supervisors will conduct a public hearing to accept public input followed by adoption of the Final FY23-24 Budget and maintenance assessment rates on September 14, 2023 at 8:00 AM at SeaBreeze Recreation.

## **District 10 Board of Supervisors,**

after much review and discussion, are proposing an 15% increase to the annual maintenance assessment rates. The proposed increase results in an average annual increase of \$52.08 for villa owners, \$172.57 annual increase for premier unit owners and an average annual increase of \$86.59 for the other unit owners. The Board of Supervisors spent considerable time reviewing and discussing the FY23-24 Budget, ten-year Capital Improvement Plan, possible future price increase in contracts and fund balances during public meetings conducted in May and June. The Board of Supervisors will conduct a public hearing to accept public input followed by adoption of the Final FY23-24 Budget and maintenance assessment rates on September 14, 2023 at 3:00 PM at the SeaBreeze Recreation Center.

If you have any questions please feel free to contact Brandy Cook, Budget Director at 352-751-3939 or email at [Brandy.Cook@Districtgov.org](mailto:Brandy.Cook@Districtgov.org).

# The Villages®

Community Development Districts  
Recreation & Parks

## Water Cooler Friendly Reminder

The water coolers provided by Recreation & Parks are for drinking only! Please do not open the lids for any reason.



Fall/Winter Sports Pool Season (October 1, 2023 – March 31, 2024). The different types of sports pool programming include: lap swimming, combo swim, open exercise & walk, water volleyball and water exercise. Requests for additional programming is now being accepted please see the Recreation Facilities Manager at your nearest At Your Service Center.

## Sports Pool Scheduling


Staff is currently planning for the

## Want to start a Resident Lifestyle Volunteer Club?

## Become a Resident Lifestyle Group



Resident Lifestyle Groups bring Villagers who share the same interests, hobbies and passions together. To become a Resident Lifestyle Group, residents interested in starting an activity/group must complete a **Prospective Club Leaders & Resident Lifestyle Volunteers Packet** then submit it to any of the Recreation & Parks Department **At Your Service +** locations below.



|                           |                       |              |
|---------------------------|-----------------------|--------------|
| La Hacienda Recreation    | 1200 Avenida Central  | 352-753-1716 |
| SeaBreeze Recreation      | 2384 Buena Vista Blvd | 352-750-2488 |
| Fenney Recreation         | 3200 Fenney Way       | 352-674-8460 |
| Ezell Recreation          | 769 Marilee Place     | 352-674-1860 |
| Recreation Administration | 984 Old Mill Run      | 352-674-1800 |

The Villages®  
Recreation & Parks



REC516

RecreationDepartment@DistrictGov.org | DistrictGov.org>Quick Links>Resident Lifestyle Information

# Executive Golf Course Closures

The Villages  
Community Development Districts  
Executive Golf

## Chula Vista Executive Golf Course

In our efforts to keep the Executive Golf Courses in optimal condition, the Chula Vista Executive Golf Course will be closed for rest and rehabilitation Monday, August 7, 2023 through Sunday, September 3, 2023. This schedule may be adjusted due to unforeseen circumstances, including weather. We apologize for the inconvenience. If you have any questions or need additional information, please contact the Executive Golf Maintenance Department at 352-674-1885.



## Executive Golf Course Renovation Projects

We currently have four Executive Golf Courses undergoing comprehensive renovations as part of the approved Capital Improvement Projects:

- Hill Top Executive Golf Course
- Briarwood Executive Golf Course
- Belmont Executive Golf Course
- Churchill Greens Executive Golf Course

Renovations to the Hilltop, Briarwood, Belmont and Churchill Greens Executive Golf Courses include new greens, tees, fairways and bunkers. Landscape enhancements and cart path repairs will be incorporated as well to revitalize the courses and enhance the overall player experience.

You can find additional information on these course closures and more on our [Executive Golf Course Renovations](#) page. If you have any questions, please contact the Executive Golf Maintenance Department by email at [ExecutiveGolfMaintenance@districtgov.org](mailto:ExecutiveGolfMaintenance@districtgov.org) or by phone at 352-674-1885.

# Preserving the Beauty of our Town Squares

**The Villages®**  
Community Development Districts  
Property Management

**Doyle Graf, Town Centers Division Manager  
for District Property Management**



The District Property Management Town Centers Division is responsible for the overall

maintenance, repairs and porter services for all three Town Squares in The Villages. The Town Squares are unique and filled with many different features that add even more attractions to living here in The Villages. These features are unique, and require the Town Centers Division staff to consistently work hard to maintain them and keeping them looking pristine. Some of the features in the Villages of Spanish Springs (VOSS) are a train's caboose, a 90' flagpole, the Veteran's Memorial Park and monuments, an antique horse and buggy wagon, we also have several wooden trellis, and 5 water fountain feature including the famous Fountain of Youth.

Some of the unique features that we maintain in Lake Sumter Landing include the wharf, which is a nice

wooden walking area on a portion of the lake, as well as 2 tour boats, a guided fishing boat, 15 dinghy's, a light house, water wheel, water tower, hand crafted town center clock which replicates the old steam clocks, a canal with locks, 3 water fountains and a walking trail that leads to the Wilkerson spring head and playground.



Brownwood Paddock Square is reminiscent of the early 19th century cattle town, and with most of the features being made of wood, it certainly lives up to its name. Residents and guests love visiting the different Town Squares and enjoying the unique features that can be found in each. From the log cabin

# Preserving the Beauty of our Town Squares

**The Villages®**  
Community Development Districts  
Property Management

**Doyle Graf, Town Centers Division Manager  
for District Property Management**

stage, grandstands, wooden entry features and everything in between, there is a lot of careful work that goes into maintaining these integral features.



These unique features have their own maintenance challenges, but one of our most important maintenance items is Cleanliness. At times we have hundreds and even thousands of people in these town centers so keeping it clean and looking its best is a constant task, from picking up trash, emptying the hundreds of trash receptacles, cleaning and stocking the 4 public restrooms, street sweeping and pressure washing just to name a

few of the daily tasks. Expand upon this more

All could not be done without the qualified contactors that we use in maintaining the District Properties. So, a big shout out to a job well done.

The next time you walk through one of the Town Squares in The Villages, take a moment to look around and notice the the take in the various features enjoy the history and magic it brings.





# Did You Know?



## 5 Utilities Serving The Villages

The District is pleased to be able to serve its residents with a supply of pure and safe water while providing dependable wastewater services.

The Utilities serving the residents of The Villages are:

- **Village Center Service Area** is owned by Village Center Community Development District and serves Lake County and District 1 in Sumter County.
- **Little Sumter Service Area** is owned by Village Center Community Development District and serves Districts 2 and 3 in Sumter County and District 4 in Marion County. EXCLUDES Dist. 4 Ph. IV Phillips (M232) / Soulliere (M233) / Chatham Acres (M839).
- **North Sumter Utility** is owned by North Sumter County Utility Dependent District and serves Districts 5, 6, 7, 8 and a section of District 9 in Sumter County.
- **Central Sumter Utility** is owned by North Sumter County Utility

Dependent District and serves most of District 9 and all of Districts 10 and 11 in Sumter County.

- **South Sumter Utility** is owned by Wildwood Utility Dependent District and serves Districts 12, 13 and a portion of District 14.

The District Utilities Department is responsible for the operations and management of the water and wastewater treatment systems. The District Finance Department is responsible for billing and payment collection for those services.

Water supply quantities are regulated by the St. Johns Water Management District (Lake County) and Southwest Florida Water Management District (Sumter and Marion County) which have issued consumptive use permits to the five utilities serving the residents of The Villages. Water and wastewater treatment and distribution are regulated by the Florida Department of Environmental Protection.

# Hazardous Household Waste In The Villages



**Do you have old paint sitting in the garage? An old empty propane tank? What about leftover gasoline or used motor oil?**

If so, these and other hazardous chemicals and items should not be placed in your regular household trash. The following locations will accept these items and more. Please contact the appropriate disposal site for full details.

## **Marion County Residents Only**

Marion County residents can dispose of the following items at any of the county's 18 recycling centers:

- Used motor oil and oil filters
- Household and automotive batteries
- Latex paint
- Household electronics (accepted at Forest Corners, Baseline, Dunnellon, Fort McCoy, Martel, Newton and Weirsdale (13535 SE 164th St) recycling centers in the green compactor boxes labeled "electronics recycling")



In addition, there are four special household electronics recycling events held at the McPherson Complex in Ocala throughout the year. The calendar of dates can be found at [Marioncountyfl.org](http://Marioncountyfl.org).

**The Villages®**  
Community Development Districts  
Utilities

# Hazardous Household Waste In The Villages



## Lake County Residents Only

Lake County residents can dispose of hazardous waste at the Household Hazardous Waste Center located at 13130 County Landfill Road, County Road 561, Tavares with proof of residency.

There are also Mobile Unit Events held throughout the year in various Lake County locations.



- Automotive fluids (Antifreeze, Gasoline, Motor Oil, etc.)
- Paint Products
- Propane cylinders
- Household batteries (including rechargeable)

- Lawn/Garden (Fertilizers, Insecticides, Pesticides, etc)
- Propane cylinders
- Fluorescent lamps
- Pool chemicals

A complete list of acceptable

items and the schedule of Mobile Unit Events can be found at [Lakecountyfl.gov](http://Lakecountyfl.gov).

## Sumter County Residents Only

Sumter County residents can dispose of the following items at the Sumter County Citizens Drop Off Area at 819 CR 529, Lake Panasoffkee:

- Batteries
- Clean Scrap Metal
- Gasoline
- Oil and oil filters
- Tires and household electronics are accepted, however there is a charge to drop off these items.

Sumter County hosts two Household Electronics and Hazardous Waste Mobile Collection events a year. For more information, please visit [Sumtercountyfl.gov](http://Sumtercountyfl.gov).

## Household Electronics & Hazardous Waste Mobile Collection - Amnesty Day

**Saturday, August 26, 2023 – 8 AM to 2 PM**

**Location:** Sumter County Public Works, 319 East Anderson Ave, Bushnell, FL 33513

| <b>What to bring:</b>                            |  |                                  |
|--|--|----------------------------------|
| Automotive fluids and batteries                  | Herbicides   | Propane Tanks (25 lbs)           |
| Cleaners   | Paint removers and thinners                        | Solvents                         |
| Fertilizers                                      | Latex & oil based paints                           | Smoke detectors                  |
| Fluorescent lamps and Mercury containing devices | Household electronics (TVs, VCRs, computers, etc.) | Rechargeable household batteries |
| Fungicides                                       | Pesticides   | Wood Preservatives               |
| Gas (old gas & old gas cans)                     | Pool Chemicals                                     |                                  |

### HOW TO PACKAGE AND TRANSPORT CHEMICALS

| <b>What not to bring:</b>   |            |                   |
|-----------------------------|------------|-------------------|
| Biological/Infectious waste | Explosives | Radioactive waste |
| Empty paint cans            | Tires      |                   |

1. Do NOT mix chemicals together.
2. Keep products in original labeled containers if possible.
3. Place containers into cardboard boxes to prevent breakage.
4. Place leaky container in clear plastic bag and transport in box with newspaper.
5. Put boxes in trunk or in back of vehicle away from passengers.

For more information, visit their website at <https://sumtercountyfl.gov/1236/Household-Electronics-Hazardous-Waste-Mo>.

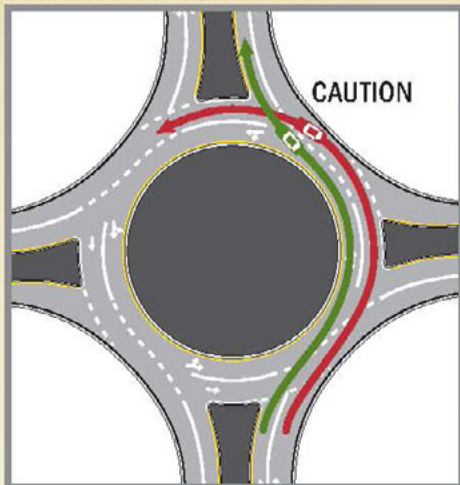
## FREQUENTLY ASKED QUESTIONS

### How Do I Travel Around A Roundabout?

In cooperation with the Sumter County Sheriff's Office, the Sumter County Board of County Commissioners developed a guide to navigating roundabouts.

To learn the proper guidelines for navigating roundabouts in Sumter County, see the brochure below and on the following page.

**Remember:**  
To avoid conflict, do not use the right-hand lane to make a left turn through the roundabout.



#### Approaching Roundabouts

- Reduce your speed and prepare to YIELD to all traffic in the roundabout.
- Guide signs provide guidance for approach street locations, not lane use orientation.

#### Choose your lane:

Approaching a two lane roundabout, make a lane choice according to the following rules:

- If you intend to exit the roundabout more than halfway around, use the LEFT-HAND lane.
- If you intend to exit the roundabout less than halfway around, use the RIGHT-HAND lane.
- If you intend to continue straight through, use either lane unless signs or markings indicate otherwise.

#### Navigating Roundabouts

- Move up to the entrance line and wait for a gap in traffic. DO NOT ENTER next to a vehicle in the roundabout, as that vehicle may be exiting at the next exit.
- Within the roundabout, do not stop except to avoid a collision; you have the right-of-way over entering traffic. Keep moving in a counterclockwise direction.
- Do not change lanes in a roundabout.
- A striped channelization island is present in several roundabouts, which reduces the circulatory roadway to one lane approaching a single-lane exit.



#### Best Practices:

- Do not change lanes within the roundabout or as you exit
- Do not overtake other vehicles or bicyclists within the roundabout
- Be aware of other vehicles in the roundabout
- Follow pavement striping and arrows for guidance - exit roundabouts with caution
- YIELD to emergency vehicles before or after the roundabout - DO NOT STOP in the roundabout
- Give oversized vehicles extra room because they may need both lanes to maneuver
- Indicate your exit using your right-turn signal

For additional information, please refer to FHWA's *Roundabouts: An Informational Guide* at [www.fhwa.gov/safety/00068.htm](http://www.fhwa.gov/safety/00068.htm)

PRODUCED BY Kimley-Horn and Associates, Inc.  
FOR SUMTER COUNTY PUBLIC WORKS DIVISION  
FEBRUARY 2012

5830063.12\_wpb



### A Guide to Navigating Roundabouts in Sumter County, Florida



#### What is a Roundabout?

A roundabout is a circular intersection where vehicles yield at entry to traffic already within the circulatory roadway and all vehicles flow in a counter-clockwise direction around a central island.

Sumter County Board of County Commissioners

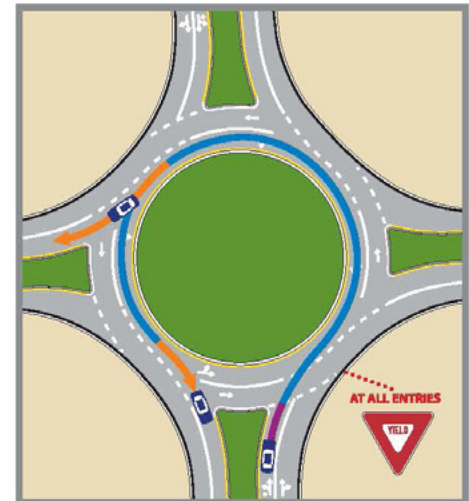
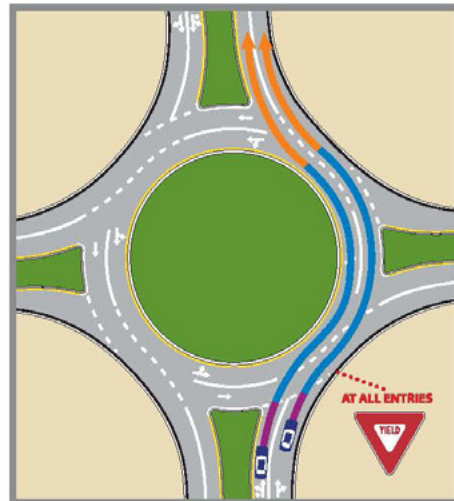
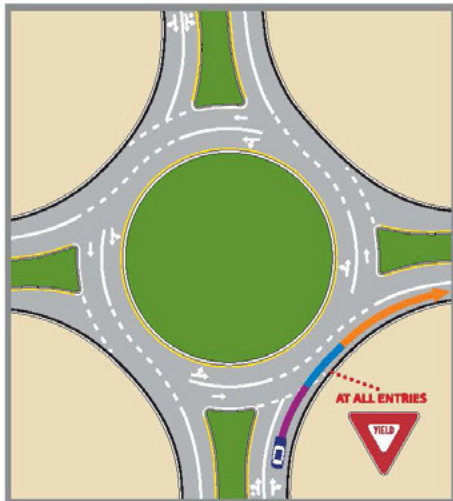
## FREQUENTLY ASKED QUESTIONS

### How Do I Travel Around A Roundabout?

To view this brochure on the District website, please click the following link — [Sumter County Roundabout Brochure](#).

If you have any questions on this information, please contact Sumter County Public Works at 352-793-0240.

### Driving Roundabouts



#### Turning Right



- 1. APPROACHING:** Be in the right-hand lane unless otherwise marked on the roadway, and use a right-turn signal.
- 2. CIRCULATING:** Keep to the right-hand (outside) lane of the roundabout and continue to use your right-turn signal through your exit. **Do not change lanes.**
- 3. EXITING:** Stay in the right-hand lane as you exit the roundabout.

#### Going Straight Ahead



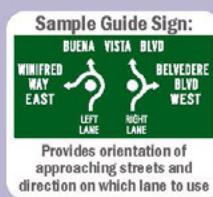
- 1. APPROACHING:** You can be in either lane, unless otherwise marked on roadway or posted.
- 2. CIRCULATING:** Stay to the inside of the circulatory roadway if you entered from the left-hand approach lane, or stay to the outside if you entered from the right-hand approach lane. **Do not change lanes.**
- When you have passed the last exit before the one you want, use your right-turn signal and continue to use it through your exit.
- 4. EXITING:** As you exit the roundabout, be aware of vehicles traveling on the outside of the circulatory roadway that may continue to circulate around the roundabout.

#### Turning Left or Making a U-Turn



- 1. APPROACHING:** Be in the left-hand lane unless otherwise marked on the roadway, and use a left-turn signal.
- 2. CIRCULATING:** Stay in the left-hand lane of the circulatory roadway until you are ready to exit.
- When you have passed the last exit before the one you want, use your right-turn signal and continue to use it through your exit. **Do not change lanes.**
- 4. EXITING:** As you exit the roundabout, be aware of vehicles traveling on the outside of the circulatory roadway that may continue to circulate around the roundabout.

#### Roundabout Signs:



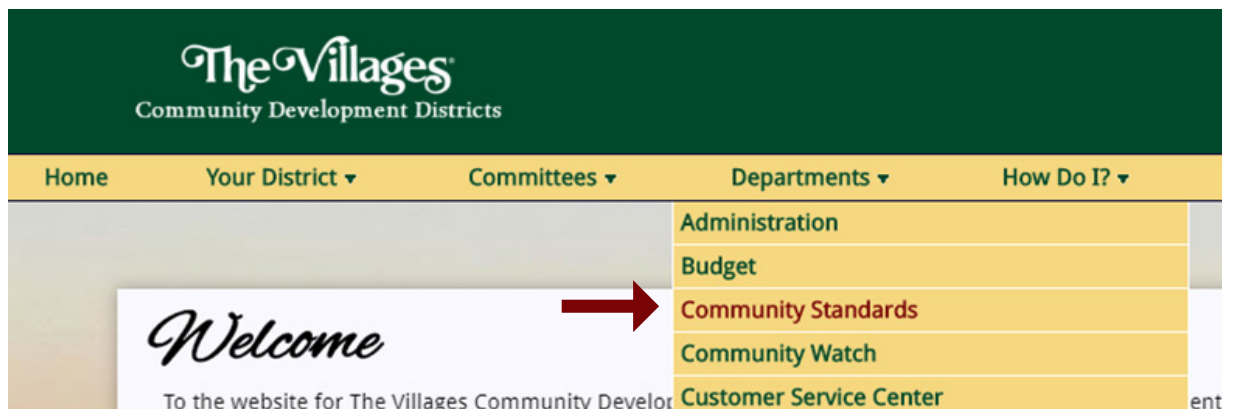


## HOW TO

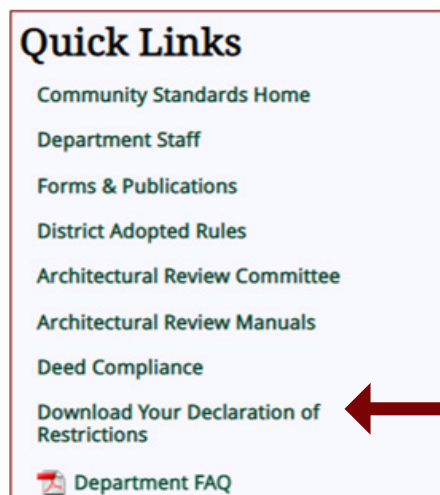
### Did you know that you can find your Declaration of Restrictions on the District website?

To locate and download your Declaration of Restrictions on [DistrictGov.org](http://DistrictGov.org), follow these steps:

- 1 Go to [DistrictGov.org](http://DistrictGov.org) and under Departments, click on Community Standards.



- 2 On the left-hand side of the page under Quick Links, click on "Download Your Declaration of Restrictions."



### Community Standards

- [Architectural Review Committee \(ARC\) Application Form](#)
- [Architectural Review Application Step-by-Step Guide](#)

#### MISSION

To assist residents in upholding the aesthetic value of their property in The Villages.

The Community Standards Department is committed to upholding the high standards of our community's residential



## HOW TO

Did you know that you can find your Declaration of Restrictions on the District website?

3 Select your county.

The screenshot shows the 'Download Your Declaration of Restrictions' page. On the left is a 'Quick Links' sidebar with items like 'Community Standards Home', 'Department Staff', 'Forms & Publications', 'District Adopted Rules', 'Architectural Review Committee', 'Architectural Review Manuals', 'Deed Compliance', 'Download Your Declaration of Restrictions', and 'Department FAQ'. Below the sidebar is a green button with a warning icon that says 'Submit Feedback, Inquiry, or Concern' and another button that says 'Sign up for'. The main content area has the heading 'Download Your Declaration of Restrictions' and the text: 'To obtain your Declaration of Restrictions:'. Below this is a bulleted list: 'Select the County in which you live', 'Select the District in which you live', and 'Select the Unit in which you live'. Further down, it says: 'If you are unsure of your unit number. It is located on your Villages ID card. The U/L number is the first letter of the county in which you live, the unit number and the lot number.' There are three links: 'Lake County', 'Marion County', and 'Sumter County'. At the bottom left of the main area is a link for 'Family Units'. On the right side, there is a 'Contact Us' section with the address '984 Old Mill Run, The Villages, FL 32162', 'Community Standards' phone number '352-751-3912', and 'Email Deed Compliance'. Below that is a disclaimer about Florida law and e-mail addresses. At the bottom right is a link for 'Email Architectural Review' and 'Business Hours: 8am to 5pm, EST Monday - Friday Excluding Holidays'.

4 Select your Unit. Your Unit can be found on your Villages ID Card above the barcode. It is the first number after the S, M or L and before the period. If you're unable to determine your Unit, please call District Customer Service at 352-753-4508 for assistance.

The screenshot shows the 'Declaration of Restrictions for Sumter County' page. The 'Quick Links' sidebar is identical to the previous screenshot. The main content area has the heading 'Declaration of Restrictions for Sumter County' and a list of district links: 'District 1 | District 2 | District 3 | District 5 | District 6 | District 7 | District 8 | District 9 | District 10 | District 12 | District 13'. Below this is a link for 'District 1' with a 'TOP' link. The page is divided into two columns: 'Residential Units' and 'Villas'. Under 'Residential Units' are links for units S1-1 through S1-11. Under 'Villas' are links for various villa names: S1-683 Rio Grande, S1-684 San Pedro, S1-685 De Laguna East, S1-686 De La Mesa, S1-686 De La Mesa Amendments, S1-687 Patio, S1-688 De La Vista North, S1-690 De La Vista South, S1-691 De Laguna West, S1-692 San Antonio, and S1-693 Valdez.



# IRRIGATION SYSTEM FLUSHING: DISTRICTS 5-8

In April 2023, our Utilities Operations and Maintenance contractor (Jacobs) began flushing the Villages Water Conservation Authority (VWCA) irrigation system located in Districts 5-8. Flushing prevents the accumulation of small particles and build-up, which can lead to plugging issues in our irrigation system. Due to the size of the VWCA system, the area has been divided into 90 distinct flushing zones. Once started, this project will take approximately 50 weeks to work through all 90 zones.



As the flushing takes place, you will see the Jacobs team opening fire hydrants and flushing irrigation lines only into the roadway. Work hours will be from 8 am to 5 pm. Information will be updated regularly on the District's website on when you can expect to see the Jacobs team in action in your area. Please continue to check the Weekly Bulletin or the [What's Happening](#) page on [DistrictGov.org](#) for updates.

This maintenance work will not have any effects on your drinking water quality nor pressure. This is a proactive effort to maintain your irrigation system.

The safety of residents and contractor personnel is of the utmost importance. We are requesting everyone to abide by all barricades and warning signs and to avoid the active work area for anything other than access to your property.

Thank you for your cooperation and patience as we improve our irrigation system. If you have any questions or would like additional information, please contact District Utilities at 352-753-4022.

See below for the schedule and map. Please note that the schedule and zone are tentative based on operational conditions encountered.

## [Click Here To View a Map of the Flushing Zones](#)

### **A tentative schedule of the areas impacted in the upcoming week:**

| <b>Zone Flushed</b> | <b>Duration</b> | <b>Start</b>     | <b>Finish</b>     |
|---------------------|-----------------|------------------|-------------------|
| 37                  | 2 days          | Friday 8/11/23   | Monday 8/14/23    |
| 38                  | 2 days          | Tuesday 8/15/23  | Wednesday 8/16/23 |
| 4                   | 2 days          | Thursday 8/17/23 | Friday 8/18/23    |

# Brownwood Seal And Stripe Work

UPDATED 8/9/2023

District Property Management will be conducting seal and stripe work in several parking lots in Lake Sumter Landing. To view a map of the affected areas, [click here](#).

## **Brownwood Parking Lots Seal and Stripe Schedule:**

- Phase #6: August 9-10, 2023
- Phase #7: August 14-15, 2023
- Phase #8: August 16-17, 2023
- Phase #9: August 21-22, 2023
- Phase #10: August 23-24, 2023
- Phase #11: August 28-29, 2023
- Phase #12: August 30-31, 2023
- Phase #13: September 5-6, 2023
- Phase #14: September 7-8, 2023
- Phase #15: September 11-12, 2023

This schedule may be adjusted due to unforeseen circumstances, including weather.

# Lake Sumter Landing Seal And Stripe Work

UPDATED 6/29/2023

District Property Management will be conducting seal and stripe work in several parking lots in Lake Sumter Landing. To view a map of the affected areas, [click here](#).

## **Lake Sumter Landing Parking Lot Seal and Stripe Schedule:**

- Cody's & Trolley Barn, Phase #8: September 18-19, 2023
- Drake, Phase #9: September 20-21, 2023
- Transportation & Grand Hotel, Phase #10A: September 25-26, 2023
- Transportation & Grand Hotel, Phase #10B: September 27-28, 2023
- Barnes & Noble, Phase #11A: October 2-3, 2023
- Barnes & Noble, Phase #11B: October 4-5, 2023
- Chiller Building, Phase #12: October 9-10, 2023
- Overland, Phase #13: October 11-12, 2023
- Old Mill, Phase #14A: October 16-17, 2023
- School House, Phase #14B: October 18-19, 2023
- Old Mill Phase #4: October 23-24, 2023

This schedule may be adjusted due to unforeseen circumstances, including weather.

# LEARN ABOUT YOUR DISTRICT GOVERNMENT

## CDD ORIENTATION

CDD Orientation is an informational program that provides you with an introduction to your special-purpose District government. During this course, you will learn about how the Districts operate and what functions and services they provide to you.

No sign-ups or fees are required. This program is held on the 2<sup>nd</sup> and 4<sup>th</sup> Thursday of the month at 10:00 AM at the District Office located at 984 Old Mill Run.

## UPCOMING DATES

THURSDAY

**AUG 24** | 10 AM

THURSDAY

**SEP 14** | 10 AM

THURSDAY

**SEP 28** | 10 AM

## RESIDENT ACADEMY

[Click Here For Dates](#)

# Resident ACADEMY

YOU'RE INVITED!

Join us for an interactive program to learn about your local government.



For More Information & to Register Visit  
[DistrictGov.org](https://DistrictGov.org) > Resident Academy

The Villages®  
Community Development Districts

# Architectural Review Committee

## OPEN SEATS

**HAVE AN EYE FOR GOOD *Design?***

- Do you love the aesthetic beauty and design of your community?
- Do you have experience in architecture, landscaping or reading site plans?
- Do you want to participate in keeping your community beautiful?

**COME JOIN YOUR LOCAL ARCHITECTURAL REVIEW COMMITTEE AS A *Volunteer!***



**The Villages®**  
Community Development Districts  
Community Standards

For More Information: [DistrictGov.org](http://DistrictGov.org) | [ArchReview@DistrictGov.org](mailto:ArchReview@DistrictGov.org) | 352-751-3912

Village Community Development District No. 4 (District 4) and the Lady Lake/Lake County portion of The Villages north of County Road 466 are currently seeking alternate members to serve on the Architectural Review Committee.

The alternate applicant must be a full time resident of the District they are applying for and have lived in The Villages for at least one year. Candidates are recommended to have education and/or experience in any of the following areas: architecture, ability to read site plans, residential/commercial construction, building management, deed restricted

communities, landscaping, county code enforcement, etc.; however, this is not required. The Committee meets weekly, on Wednesdays at 8:00 AM for approximately 2-4 hours.

If you are interested in becoming an alternate member on the Architectural Review Committee, complete the application by clicking one of the following links: [District 4 Application](#), [Lady Lake/Lake County Application](#) and returning it to Community Standards, 984 Old Mill Run, The Villages, Florida.

**The Villages®**  
Community Development Districts  
Community Standards

Hospitality • Stewardship • Innovation & Creativity • Hard Work

# CURRENT OPEN POSTIONS

## Community Watch

Gate Attendant - Regular & substitutes, 6-hour shifts

Gate Operations Attendant - Inside Office Position, 6-hour shifts \*

Patrol Driver - Regular & substitutes, 8-hour shifts

Dispatcher - Revolving 12-hour shift

Gate Monitor Coordinator - Part-time, 28 hours per week, Blue Team

## Finance

Accounting Technician - Revenue Specialist

## Public Safety

Firefighter EMT

Firefighter Paramedic

Single Certification Paramedic

## District Property Management

Supervisor - Cross Divisional

Landscape Supervisor

Staff Assistant

**\* = PART-TIME**



Scan the QR code to apply online or go to:  
**DistrictGov.org > Departments > Human Resources > Current Employment Opportunities**

# FACILITY CLOSURES

8/10/2023

## **Knudson, Soaring Eagle, Saddlebrook, Buffalo Glen and Everglades Softball Complexes**

- › The Knudson, Soaring Eagle, Saddlebrook, Buffalo Glen and Everglades Softball Complexes will be closed for maintenance Sunday, August 13, 2023 through Sunday, August 27, 2023.

## **Homestead Recreation Nature Trail**

- › Closed until further notice.

## **Rio Grande Recreation Air Gun Range, Lawn Bowl/Croquet Field and Family Pool**

- › Closed Thursday, August 10th through Friday, August 11th.

## **Tierra Del Sol Recreation Indoor Facilities, Outdoor Facilities and Adult Pool**

- › Closed on Friday, August 11th.

## **Savannah Recreation Banquet Rooms**

- › Closed Tuesday, June 6th through Thursday, August 31st.

## **Summerhill Recreation Area and Adult Pool**

- › Closed Monday, August 7th through Monday, August 14th.

## **Saddlebrook Recreation Shuffleboard Courts**

- › Closed Monday, August 7th through Monday, August 14th.

## **First Responders Recreation Putting Course**

- › Closed until further notice.

## **Chatham Recreation Billiards Room**

- › Closed Monday, August 7th through Monday, September 4th.

## **Mulberry Grove Recreation Sports Pool**

- › Closed Monday, July 24th through Sunday, August 13th.

## **Hibiscus Recreation Card Room**

- › Closed Wednesday, August 16th through Friday, August 18th.

## **Laurel Manor Recreation Theatre Room (Lincoln)**

- › Closed Monday, July 31st through Friday, September 1st.

# FACILITY CLOSURES

8/10/2023

## **Canal Street Recreation Indoor Facilities, Outdoor Facilities and Family Pool**

- › Closed Tuesday, August 15th through Wednesday, August 16th.

## **Bacall Recreation Indoor Facilities, Outdoor Facilities and Family Pool**

- › Closed Monday, August 14th through Tuesday, August 15th.

## **Colony Cottage Recreation Indoor Facilities**

- › Closed Monday, August 14th through Sunday, August 27th.

## **Sterling Heights Recreation Indoor Facilities, Outdoor Facilities and Family Pool**

- › Closed on Monday, August 21st.

## **Sterling Heights Recreation Billiards Room**

- › Closed Wednesday, August 16th through Friday, August 18th.

## **Fish Hawk Recreation Indoor Facilities, Outdoor Facilities and Family Pool**

- › Closed on Thursday, August 17th.

## **Burnsed Recreation Bocce Courts**

- › Closed Monday, August 21st through Friday, September 1st.

## **Moyer Recreation Bocce Courts**

- › Closed Monday, August 7th through Friday, August 18th.


## **Spanish Moss Recreation Sports Pool**

- › Closed Saturday, July 29th through Friday, September 8th.

## **Rupert Canine Park**

- › Closed Monday, July 31st through Sunday, August 20th.

# DID YOU MISS THE LAST DISTRICT WEEKLY BULLETIN?



**Sign up for e-Notifications**  
below and never miss another!



By signing up for e-Notifications, you can get the District Weekly Bulletin sent straight to your email when it's posted!



Stay up-to-date on Recreation Events, renovation projects, what's happening in the community, District news & more!



Click the link below, enter your information, select what you'd like to receive and then confirm your submission!



**Sign up for  
e-Notifications**





# CONTACT US

---

## Administration

 Phone: 352-751-3939

 [Email Administration](#)

## Budget

 Phone: 352-674-1920

 [Email Budget](#)

## Community Standards

 Phone: 352-751-3912

 [Email Deed Compliance](#)

 [Email Architectural Review](#)

## Community Watch

 Phone: 352-753-0550


 [Email Community Watch](#)

## Customer Service Center

 Phone: 352-753-4508


 [Email Customer Service](#)

## District Clerk

 Phone: 352-751-3939


 [Email District Clerk](#)

## Executive Golf Maintenance

 352-674-1885

 [Email Executive Golf Maintenance](#)

## Finance

 352-753-0421

 [Email Finance](#)

## Human Resources

 Phone: 352-674-1905


 [Email Human Resources](#)

## District Property Management

 Phone: 352-753-4022

 [Email District Property Management](#)

## Public Safety

 Phone: 352-205-8280


 [Email Public Safety](#)

## Purchasing

 Phone: 352-751-6700


 [Email Purchasing](#)

## Recreation & Parks

 Phone: 352-674-1800

 [Email Recreation & Parks](#)

## Risk Management

 Phone: 352-674-1828

 [Email Risk Management](#)

## Utility Billing

 Phone: 352-750-0000

 [Email Utilities](#)