

DISTRICT

Weekly Bulletin

September 21, 2023



The Villages®
Community Development Districts

Mark Your calendar & *Save The Date!*



THURSDAY
OCTOBER 5

★ 2023 ★

POLICE • COMMUNITY PARTNERSHIPS

The Villages®
Community Development Districts
Community Watch



Join us for a night of *fun!*

Support your local First Responders law enforcement heroes
at the 2023 National Night Out event



First Responders Recreation

5 - 7pm • 7746 SE Hwy 42



Save the Date

NOV. 4TH

10AM - 1PM

Eisenhower Recreation

3560 Buena Vista Blvd

The Villages®

Community Development Districts

Celebrating our 26th

GOVERNMENT DAY



Stay tuned for more information

DistrictGov.org | 352-753-4508



Board Meeting Schedule: Fiscal Year 2023-24

AAC: 9 AM		VCCDD: 3:30 PM
Meets the Wednesday before the 2nd Friday of the month at Savannah Recreation		
October 11, 2023	March 6, 2024	July 10, 2024
November 8, 2023	March 19, 2024 (AAC Budget Workshop)	August 7, 2024
December 6, 2023	April 10, 2024	September 11, 2024
January 10, 2024	May 8, 2024	
February 7, 2024	June 12, 2024	

WUDD: 8 AM	District 12: 9:30 AM	District 13: 11 AM
Meets the Thursday before 2nd Friday of the Month at Everglades Recreation		
October 12, 2023	February 8, 2024	June 13, 2024
November 9, 2023	March 7, 2024	July 11, 2024
December 7, 2023	April 11, 2024	August 8, 2024
January 11, 2024	May 9, 2024	September 12, 2024

District 14: 1 PM	District 15: 2 PM	EMAC: 3 PM	Eastport: 4 PM
Meets the Thursday before 2nd Friday of the Month at Everglades Recreation			
November 9, 2023	May 9, 2024		August 8, 2024
January 11, 2024	June 6, 2024* EMAC		September 5, 2024* EMAC
March 7, 2024	June 13, 2024 (D14, D15 & Eastport)		September 12, 2024 (D14, D15 & Eastport)

District 1: 8 AM	District 2: 9:30 AM	District 3: 11 AM	District 4: 1:30 PM
Meets the 2nd Friday of the month at Savannah Recreation			
October 13, 2023	March 8, 2024		July 12, 2024
November 3, 2023**	April 12, 2024		August 9, 2024
December 8, 2023	May 10, 2024		September 13, 2024
January 12, 2024	May 21, 2024 (D3 & D4 Budget Workshop)		
February 9, 2024	June 14, 2024		

PWAC: 8:30 AM	SLCDD: 1:30 PM	NSCUDD: 3 PM
Meets the 2nd Monday of the month at SeaBreeze Recreation		
October 9, 2023	March 25, 2024 (PWAC Budget Workshop)	June 10, 2024 (NSCUDD)
November 13, 2023	March 28, 2024 (NSCUDD Budget Workshop 9:30 AM)	July 8, 2024
December 11, 2023	April 8, 2024	August 12, 2024
January 8, 2024	May 13, 2024	September 3, 2024* PWAC & SLCDD
February 12, 2024	June 3, 2024* PWAC & SLCDD	September 9, 2024 (NSCUDD)
March 11, 2024		



Board Meeting Schedule: Fiscal Year 2023-24

District 7: 8 AM	District 9: 1:30 PM	District 10: 3 PM
Meets the Thursday before the 3rd Friday of the Month at SeaBreeze Recreation		
October 19, 2023	February 15, 2024	June 6, 2024*
November 16, 2023	March 14, 2024	July 18, 2024
December 14, 2023	April 18, 2024	August 15, 2024
January 18, 2024	May 16, 2024	September 5, 2024*

District 11: 10 AM	BCDD: 11:30 AM	
Meets the Thursday before the 3rd Friday of the Month at SeaBreeze Recreation		
November 16, 2023	May 16, 2024	September 5, 2024*
January 18, 2024	June 6, 2024*	
March 14, 2024	August 15, 2024	

District 5: 8 AM	District 6: 9:30 AM	District 8: 11 AM
Meets the 3rd Friday of the Month at SeaBreeze Recreation		
October 20, 2023	February 16, 2024	July 19, 2024
November 17, 2023	March 15, 2024	August 16, 2024
December 1, 2023*** District 6	April 19, 2024	September 6, 2024*
December 15, 2023 (District 5 & 8)	May 17, 2024	
January 19, 2024	June 7, 2024*	

MMAC: 8 AM	MDCDD: 9 AM	MCDD-A: 10 AM	CRCDD: 11 AM
Meets the 3rd Friday of the month at Everglades Recreation			
November 17, 2023	May 17, 2024		September 6, 2024*
January 19, 2024	June 7, 2024*		
March 15, 2024	August 16, 2024		

IAC: 9 AM		
Meetings held Quarterly at Savannah Recreation		
November 14, 2023	May 7, 2024	October 29, 2024****
February 6, 2024	August 6, 2024	

*Date changed to allow ability to recommend approval of proposed budget to meet state budget requirements
 **Date changed in honor of the Veterans Day Holiday
 *** Date changed per the Board's request
 ****Date changed due to Election Day

Did You Know?

The Villages ID Cards:

- Over 1.5 million ID cards were checked over the last 7 months.
- ID cards are checked using two methods:
 - With an electronic ID scanner.
 - Manually by staff.
- Guest ID cards are issued for all guests 1 year & older.
- Guests 19 years of age & older must also have a photo ID when using District amenity facilities.
- All approved facilities are listed on the Guest ID/In-Area Guest ID forms.
- A resident who has a son, daughter, grandchild, or great-grandchild (and their spouses) who reside in Lake, Marion or Sumter counties may apply for an In-Area Guest ID card.
- Guest with In-Area Guest ID cards MUST be accompanied by the sponsoring resident.

The Villages Dog Parks

For the enjoyment of all residents and their pets, there are eight dog-friendly leash-free parks in The Villages. The dog parks consist of two fenced areas for both large and small dogs to run freely

and socialize with other dogs. Please only utilize the side that best fits your dog.
Large Dog Area: Dogs Over 30lbs; Small Dog Area: Dogs up to a max. of 30lbs.
For more information and locations of the parks, [click here](#).

Closing of Outdoor Facilities

The Recreation & Parks Department, in partnership with the Community Watch Department, as stewards of Recreation & Parks facilities within The Villages, are requesting your cooperation when closing outdoor Recreation facilities.

The time of dusk fluctuates throughout the year. Dusk is the window of time usually within a 30 minute timespan after sunset. When closing facilities, staff ensures there is adequate lighting to enter, inspect and allow participants the ability to exit the facilities safely. Safety is of the utmost importance and we appreciate you taking this into consideration as staff closes the facilities.

The Villages Recreation & Parks and Community Watch team appreciates your support and adherence as we aim to be good stewards of the recreation facilities while ensuring the safety and wellbeing of both staff and residents.

Note: Daylight Savings Time ends Sunday, November 5, 2023.



Pet Lost & Found

If you have a lost or found a pet in The Villages, please contact the following local agencies for assistance:

**SUMTER COUNTY
ANIMAL CONTROL**

352-689-4400

**TOWN OF LADY LAKE
ANIMAL CONTROL**

352-751-1530

LAKE COUNTY ANIMAL CONTROL

*Excludes Town of Lady Lake, includes
City of Fruitland Park*

352-343-9688

MARION COUNTY ANIMAL CONTROL

352-671-8727

I Bet You Didn't Know...

I recently signed up for a six-week class through the International Association of Administrative Professionals (IAAP) for my Continuing Education Units (CEUs) for my Certified Administrative Professional designation (CAP) which I have proudly held since March of 2016. I started thinking of not only my long career but my future here in The Villages as I will someday retire and would like to continue to expand my range of interests, activities and knowledge.

The Enrichment Academy offered through The Villages Community Development District's Recreation & Parks Department is a dynamic program that I plan to utilize both now and when I retire. The new Fall/Winter Course Catalog is now available online at TheEnrichmentAcademy.org or at an At Your Service location. With the impressive array of courses and speakers, I'm looking forward to participating! The Enrichment Academy Learn & Grow Expo was held on September 14, 2023 at Rohan Recreation, and over 1,000 Villagers were in attendance! If you haven't yet done so, I encourage you to learn more about all the exciting things offered through The Enrichment Academy and broaden your knowledge by registering for an upcoming course. I was excited to hear they are offering both day and evening courses. The Villages offers so many wonderful opportunities for its residents - what a great place to live, work, play and learn!

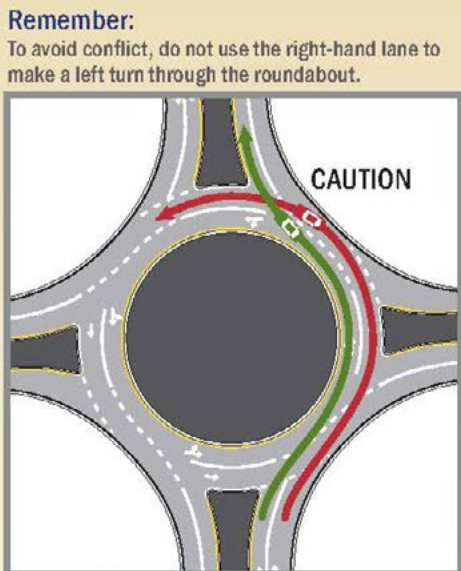
Tamara Hyder, **Executive Assistant to the District Manager and Resident of The Villages**

FREQUENTLY ASKED QUESTIONS

How Do I Travel Around A Roundabout?

In cooperation with the Sumter County Sheriff's Office, the Sumter County Board of County Commissioners developed a guide to navigating roundabouts.

To learn the proper guidelines for navigating roundabouts in Sumter County, see the brochure below and on the following page.



Approaching Roundabouts

- Reduce your speed and prepare to YIELD to all traffic in the roundabout.
- Guide signs provide guidance for approach street locations, not lane use orientation.

Choose your lane:

- Approaching a two lane roundabout, make a lane choice according to the following rules:
- If you intend to exit the roundabout more than halfway around, use the LEFT-HAND lane.
 - If you intend to exit the roundabout less than halfway around, use the RIGHT-HAND lane.
 - If you intend to continue straight through, use either lane unless signs or markings indicate otherwise.

Navigating Roundabouts

- Move up to the entrance line and wait for a gap in traffic. DO NOT ENTER next to a vehicle in the roundabout, as that vehicle may be exiting at the next exit.
- Within the roundabout, do not stop except to avoid a collision; you have the right-of-way over entering traffic. Keep moving in a counterclockwise direction.
- Do not change lanes in a roundabout.
- A striped channelization island is present in several roundabouts, which reduces the circulatory roadway to one lane approaching a single-lane exit.

Best Practices:

- Do not change lanes within the roundabout or as you exit
- Do not overtake other vehicles or bicyclists within the roundabout
- Be aware of other vehicles in the roundabout
- Follow pavement striping and arrows for guidance - exit roundabouts with caution
- YIELD to emergency vehicles before or after the roundabout - DO NOT STOP in the roundabout
- Give oversized vehicles extra room because they may need both lanes to maneuver
- Indicate your exit using your right-turn signal

For additional information, please refer to FHWA's *Roundabouts: An Informational Guide* at www.fhwa.gov/safety/00068.htm

PRODUCED BY Kimley-Horn and Associates, Inc.
FOR SUMTER COUNTY PUBLIC WORKS DIVISION
FEBRUARY 2012

5133003 12_esp

A Guide to Navigating
Roundabouts
in Sumter County, Florida

What is a Roundabout?

A roundabout is a circular intersection where vehicles yield at entry to traffic already within the circulatory roadway and all vehicles flow in a counter-clockwise direction around a central island.

Sumter County
Board of County Commissioners

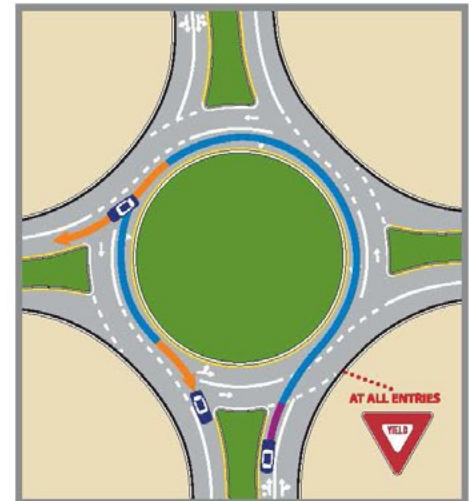
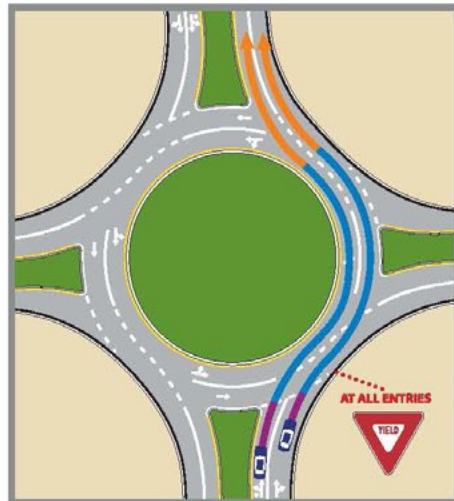
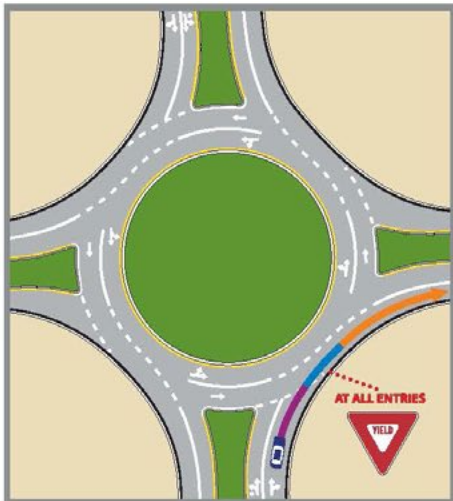
FREQUENTLY ASKED QUESTIONS

How Do I Travel Around A Roundabout?

To view this brochure on the District website, please click the following link — [Sumter County Roundabout Brochure](#).

If you have any questions on this information, please contact Sumter County Public Works at 352-793-0240.

Driving Roundabouts



Turning Right



- 1. APPROACHING:** Be in the right-hand lane unless otherwise marked on the roadway, and use a right-turn signal.
- 2. CIRCULATING:** Keep to the right-hand (outside) lane of the roundabout and continue to use your right-turn signal through your exit. **Do not change lanes.**
- 3. EXITING:** Stay in the right-hand lane as you exit the roundabout.

Going Straight Ahead



- 1. APPROACHING:** You can be in either lane, unless otherwise marked on roadway or posted.
- 2. CIRCULATING:** Stay to the inside of the circulatory roadway if you entered from the left-hand approach lane, or stay to the outside if you entered from the right-hand approach lane. **Do not change lanes.**
- When you have passed the last exit before the one you want, use your right-turn signal and continue to use it through your exit.
- 4. EXITING:** As you exit the roundabout, be aware of vehicles traveling on the outside of the circulatory roadway that may continue to circulate around the roundabout.

Turning Left or Making a U-Turn




- 1. APPROACHING:** Be in the left-hand lane unless otherwise marked on the roadway, and use a left-turn signal.
- 2. CIRCULATING:** Stay in the left-hand lane of the circulatory roadway until you are ready to exit.
- When you have passed the last exit before the one you want, use your right-turn signal and continue to use it through your exit. **Do not change lanes.**
- 4. EXITING:** As you exit the roundabout, be aware of vehicles traveling on the outside of the circulatory roadway that may continue to circulate around the roundabout.

Roundabout Signs:

Sample Guide Sign:
 BUENA VISTA BLVD
 WINIFRED WAY EAST
 BELVEDERE BLVD WEST
 LEFT LANE
 RIGHT LANE
 Provides orientation of approaching streets and direction on which lane to use

 Slow down when approaching a roundabout
 SPEED LIMIT 20

 Watch for pedestrians and golf carts
 XING AHEAD

 YIELD to traffic already in the roundabout

 Stay to the right of the splitter island

 ONE WAY
 Travel in a counterclockwise direction only.

Executive Golf Course Closures

Hawkes Bay and Bogart Executive Golf Courses

To maintain the integrity of the Executive Golf Courses and to provide the best play experience possible, the Hawkes Bay and Bogart Executive Golf Courses will be closed for rest and restoration Monday, September 18, 2023 for up to four weeks. We thank you for your patience as we work to maintain our Executive Golf Courses to the highest standards. If you have any questions, please contact Executive Golf Maintenance at 352-674-1885.



Executive Golf Course Renovation Projects

We currently have four Executive Golf Courses undergoing comprehensive renovations as part of the approved Capital Improvement Projects:

- Hill Top Executive Golf Course
- Briarwood Executive Golf Course
- Belmont Executive Golf Course
- Churchill Greens Executive Golf Course

Renovations to the Hilltop, Briarwood, Belmont and Churchill Greens Executive Golf Courses include new greens, tees, fairways and bunkers. Landscape enhancements and cart path repairs will be incorporated as well to revitalize the courses and enhance the overall player experience.

You can find additional information on these course closures and more on our [Executive Golf Course Renovations](#) page. If you have any questions, please contact the Executive Golf Maintenance Department by email at ExecutiveGolfMaintenance@districtgov.org or by phone at 352-674-1885.

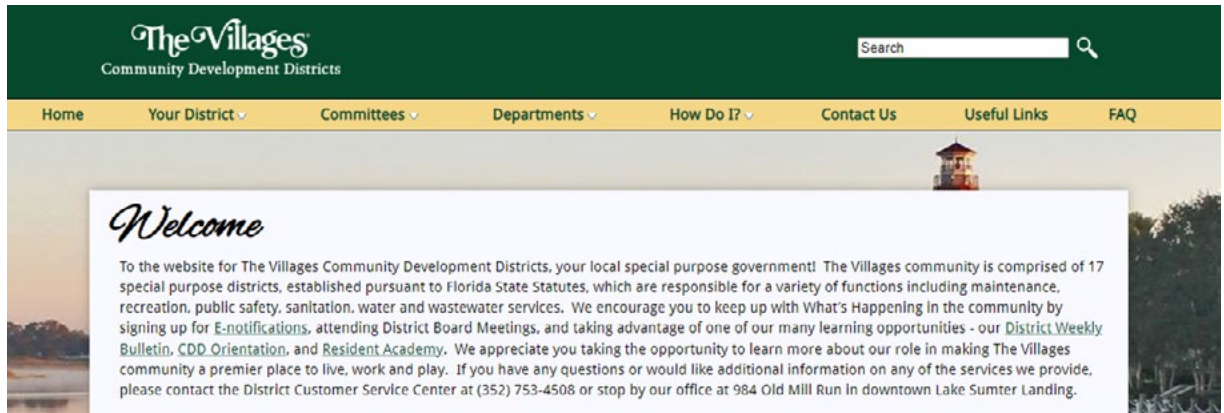


HOW TO

Where can I find information on water conservation?

We offer an informative website that shows how much water usage is too much at home, videos for help with irrigation timers, water quality reports, landscaping workshops and more. Follow these steps to view this helpful resource.

- 1 Go to DistrictGov.org.



- 2 Scroll down and click on the 'Water Wisdom' Quick Link button on the right-hand side of the page.

There will be NO disruption to mail delivery. The hours of operation for collecting your mail at the temporary Postal Facility are Monday – Saturday from 12 PM to 6 PM.

To view a map detailing the road closures and detour routes, please click on the header of this announcement. If you have any questions, contact Community Watch at 352-753-0550.

Emergency Management




Emergency management and services related to preparation for severe weather, floods, hurricanes and other disaster response activities fall under the purview of the county in which you live.

If you have questions on severe weather or other emergency management issues in your area, please contact the appropriate county below. Lake, Marion and Sumter County also have programs designed to notify their residents of weather related hazardous conditions and other important information. To sign up for the notifications in your county, please visit the links below or contact the county in which you live for additional information.

Lake County - Emergency Management: 352-343-9420 or visit www.lakecountyfl.gov/emergency-management and <http://alertlake.com/>

Marion County - Emergency Management: 352-732-8181 or

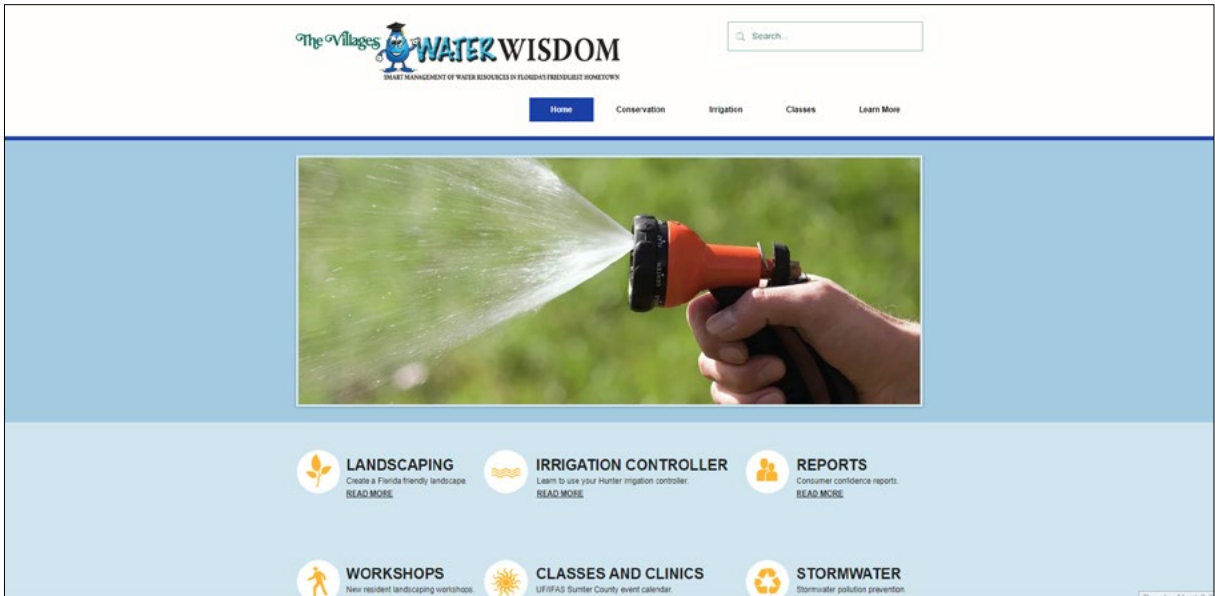


HOW TO



Where can I find information on water conservation?

3 This will take you to the Water Wisdom website where you'll find helpful tips for indoor and outdoor water conservation.



4 You can also learn more about why your water bill might be high and how to check for leaks.



How Much Is Enough?



Have you wondered if your water bill and water consumption could be less, but not sure what it could drop to? The tables to the right are based on guidelines from SWFWMD and the University of Florida showing average monthly consumption based on the typical lot size for the types of homes in The Villages. With active management, your water bill could be significantly less, especially during the winter and the summer wet season.

If you live north of CR 466 with a single water meter

Your home is: Your water usage should average this per month:

Patio	5,500	gallons
Courtyard	6,000	gallons
Ranch	9,800	gallons
Designer	9,700	gallons
Premier	20,200	gallons



If you live south of CR 466 or south of SR44 with an outdoor and indoor meter

Your home is: Your water usage should average this per month:

Your home is:	Your water usage should average this per month:	
	Outdoor	Indoor
Patio	3,000 gallons	+2,700 gallons*
Courtyard	3,800 gallons	+2,700 gallons*
Ranch/Cottage	7,300 gallons	+2,700 gallons*
Designer/Garden	7,200 gallons	+2,700 gallons*
Premier	17,700 gallons	+2,700 gallons*

*2,700 gallons monthly average represents indoor usage for a household with two occupants, regardless of home size.

To calculate usage for your home if you do not have a standard size home or lot, use the method shown on the table to the right.

Method for determining How Much is Enough for your home

$$\begin{array}{rcl} \underline{\quad} \text{ People in Home} \times 45 \text{ gpd} \times 30 \text{ days} & = & \underline{\quad} \\ \underline{\quad} \text{ SF Irrigated Area} \times 28.3 \text{ in/year} \times .05194 \text{ (conversion factor)} & = & \underline{\quad} \\ \text{Monthly Total} & = & \underline{\quad} \end{array}$$

Example

$$\begin{array}{rcl} \underline{2} \text{ People in Home} \times 45 \text{ gpd} \times 30 \text{ days} & = & \underline{2,700} \\ \underline{5000} \text{ SF Irrigated Area} \times 28.3 \text{ in/year} \times .05194 \text{ (conversion factor)} & = & \underline{7,400} \\ \text{Monthly Total} & = & \underline{10,100} \end{array}$$

Did You Know?

Flagpole Guidelines

Did you know there are flagpole guidelines when installing a pole on your property? The flagpole guidelines within the community are as follows:

- Displaying a portable flag mounted on a home does not require architectural approval.
- A flagpole requires prior written approval by the Architectural Review Committee to confirm it is not being installed within any easement area and does not exceed twenty-two (22) feet in height.



Flagpole Installation requires prior Architectural Review Committee approval.

A portable flag mounted on the home does not require prior Architectural Review Committee approval.

If you have any questions or would like more information, you may contact the Community Standards Department by email at Archreview@districtgov.org or by phone at 352-751-3912.



PRESS RELEASE

Immediate Release:

September 21, 2023

Contact: Bradley Arnold

County Administrator

(352) 689-4400

bradley.arnold@sumtercountyfl.gov

Sumter County Seeks Applicants for Potential Creation of The Villages Public Safety Department District

Sumter County, FL – At the September 12, 2023 Tentative Budget Hearing, the Sumter County Board of County Commissioners (BOCC) voted to proceed with the development of current Village Center Community Development District service area to be governed by a dependent fire district (Villages Public Safety Department District). The creation of this district will require the initial appointment of individuals by name, with two serving an initial one-year term and three serving three-year terms, so the positions will face the elections in November 2024 and November 2026, respectively.

The BOCC will consider applicants that apply through the current boards and committees application process. Residents that reside within the current Village Center Community Development District fire service area, are Sumter County residents, and interested in serving on The Villages Public Safety Department District can apply online at www.sumtercountyfl.gov/apply. Applications will be accepted only through October 31, 2023.

www.sumtercountyfl.gov

###

IRRIGATION SYSTEM FLUSHING: DISTRICTS 5-8

In April 2023, our Utilities Operations and Maintenance contractor (Jacobs) began flushing the Villages Water Conservation Authority (VWCA) irrigation system located in Districts 5-8. Flushing prevents the accumulation of small particles and build-up, which can lead to plugging issues in our irrigation system. Due to the size of the VWCA system, the area has been divided into 90 distinct flushing zones. Once started, this project will take approximately 50 weeks to work through all 90 zones.



As the flushing takes place, you will see the Jacobs team opening fire hydrants and flushing irrigation lines only into the roadway. Work hours will be from 8 am to 5 pm. Information will be updated regularly on the District's website on when you can expect to see the Jacobs team in action in your area. Please continue to check the Weekly Bulletin or the [What's Happening](#) page on [DistrictGov.org](#) for updates.

This maintenance work will not have any effects on your drinking water quality nor pressure. This is a proactive effort to maintain your irrigation system.

The safety of residents and contractor personnel is of the utmost importance. We are requesting everyone to abide by all barricades and warning signs and to avoid the active work area for anything other than access to your property.

Thank you for your cooperation and patience as we improve our irrigation system. If you have any questions or would like additional information, please contact District Utilities at 352-753-4022.

See below for the schedule and map. Please note that the schedule and zone are tentative based on operational conditions encountered.

[Click Here To View a Map of the Flushing Zones](#)

A tentative schedule of the areas impacted in the upcoming week:

Zone Flushed	Duration	Start	Finish
55	2 days	Thursday 9/21/23	Friday 9/22/23
58	2 days	Monday 9/25/23	Tuesday 9/26/23
59	1 day	Wednesday 9/27/23	Wednesday 9/27/23

Lake Sumter Landing Seal And Stripe Work

UPDATED 9/18/2023

District Property Management will be conducting seal and stripe work in several parking lots in Lake Sumter Landing. To view a map of the affected areas, [click here](#).

Lake Sumter Landing Parking Lot Seal and Stripe Schedule:

- Drake, Phase #9: September 21-22, 2023
- Transportation & Grand Hotel, Phase #10A: September 25-26, 2023
- Transportation & Grand Hotel, Phase #10B: September 27-28, 2023
- Barnes & Noble, Phase #11A: October 2-3, 2023
- Barnes & Noble, Phase #11B: October 4-5, 2023
- Chiller Building, Phase #12: October 9-10, 2023
- Overland, Phase #13: October 11-12, 2023
- Old Mill, Phase #14A: October 16-17, 2023
- School House, Phase #14B: October 18-19, 2023
- Chiller Building, Phase #12: TBA

This schedule may be adjusted due to unforeseen circumstances, including weather.

Town Center Closures

- The Lake Sumter Landing Wilkerson Creek Walking Trail will be closed for replacement from the Covered Bridge behind Barnes and Noble to Old Camp Road for three weeks beginning on September 18, 2023.
- The Lake Sumter Landing Wharf Restrooms will be closed for tile repair September 21, 2023 through September 22, 2023. The Bailey Cotton Restrooms will remain open during this time frame.
- The Spanish Springs Town Square Restrooms will be closed for renovation September 20, 2023 through September 25, 2023. Temporary restrooms will be available for use during the closure.

FACILITY CLOSURES

9/21/2023

Paradise Recreation Dog Park

- › Closed Monday, September 25th through Friday, September 29th.

Paradise Recreation Indoor Facilities, Outdoor Facilities and Family Pool

- › Closed on Monday, September 25th.

Hilltop Recreation Adult Pool

- › Closed Friday, September 15th through Sunday, October 15th.

Savannah Recreation Indoor Facilities, Outdoor Facilities and Sports Pool

- › Closed Tuesday, September 26th through Wednesday, September 27th.

Saddlebrook Recreation Adult Pool

- › Closed Friday, September 15th through Sunday, October 15th.

First Responders Recreation Stars and Stripes Putt & Play Courses

- › Closed Tuesday, September 26th through Thursday, September 28th.

Chatham Recreation Indoor Facilities, Outdoor Facilities and Family Pool

- › Closed on Friday, September 29th.

Mulberry Grove Dog Park

- › Closed Monday, September 25th through Friday, September 29th.

Mulberry Grove Recreation Indoor Facilities, Outdoor Facilities and Sports Pool

- › Closed on Thursday, September 28th.

Lake Miona Recreation Indoor Facilities

- › Closed Tuesday, September 5th through Monday, October 9th.

Coconut Cove Recreation Tennis Courts

- › Closed until further notice.

FACILITY CLOSURES

9/21/2023

Canal Street Recreation Billiards Room

- › Closed Wednesday, September 27th through Friday, September 29th.

Odell Recreation Indoor Facilities, Outdoor Facilities and Family Pool

- › Closed on Friday, September 29th.

Brinson Perry Dog Park

- › Closed until further notice.

Fish Hawk Recreation Pickleball Courts

- › Closed on Wednesday, September 27th.

Sterling Heights Recreation Pickleball Courts

- › Closed on Wednesday, October 4th.

SeaBreeze Recreation Indoor Facilities, Outdoor Facilities and Sports Pool

- › Closed on Tuesday, September 26th.

Manatee Recreation Indoor Facilities, Outdoor Facilities and Adult Pool

- › Closed on Monday, October 2nd.

Burnsd Recreation Tennis Courts

- › Closed until further notice.

Big Cypress Recreation Indoor Facilities, Outdoor Facilities and Family Pool

- › Closed on Friday, October 6th.

Franklin Recreation Pickleball and Tennis Courts

- › Closed Wednesday, September 20th through Friday, September 22nd.

Homestead Recreation Dog Park

- › Closed until further notice.

Clifton Cove Putting Course

- › Closed Friday, September 8th through Friday, September 29th.

LEARN ABOUT YOUR DISTRICT GOVERNMENT

CDD ORIENTATION

CDD Orientation is an informational program that provides you with an introduction to your special-purpose District government. During this course, you will learn about how the Districts operate and what functions and services they provide to you.

No sign-ups or fees are required. This program is held on the 2nd and 4th Thursday of the month at 10:00 AM at the District Office located at 984 Old Mill Run.

UPCOMING DATES

THURSDAY

SEP 28 | 10 AM

THURSDAY

OCT 12 | 10 AM

THURSDAY

OCT 26 | 10 AM

RESIDENT ACADEMY

[Click Here For Dates](#)

Resident ACADEMY

YOU'RE INVITED!

Join us for an interactive program to learn about your local government.



For More Information & to Register Visit
DistrictGov.org > Resident Academy

The Villages®
Community Development Districts

Architectural Review Committee

OPEN SEATS

HAVE AN EYE FOR GOOD *Design?*

- Do you love the aesthetic beauty and design of your community?
- Do you have experience in architecture, landscaping or reading site plans?
- Do you want to participate in keeping your community beautiful?

COME JOIN YOUR LOCAL ARCHITECTURAL REVIEW COMMITTEE AS A *Volunteer!*



The Villages®
Community Development Districts
Community Standards

For More Information: DistrictGov.org | ArchReview@DistrictGov.org | 352-751-3912

Village Community Development District No. 4 (District 4) and the Lady Lake/Lake County portion of The Villages north of County Road 466 are currently seeking alternate members to serve on the Architectural Review Committee.

The alternate applicant must be a full time resident of the District they are applying for and have lived in The Villages for at least one year. Candidates are recommended to have education and/or experience in any of the following areas: architecture, ability to read site plans, residential/commercial construction, building management, deed restricted

communities, landscaping, county code enforcement, etc.; however, this is not required. The Committee meets weekly, on Wednesdays at 8:00 AM for approximately 2-4 hours.

If you are interested in becoming an alternate member on the Architectural Review Committee, complete the application by clicking one of the following links: [District 4 Application](#), [Lady Lake/Lake County Application](#) and returning it to Community Standards, 984 Old Mill Run, The Villages, Florida.

The Villages®
Community Development Districts
Community Standards

Hospitality • Stewardship • Innovation & Creativity • Hard Work

CURRENT OPEN POSITIONS

Community Watch

Gate Monitor Coordinator - 28 hours per week, Blue Team *

Customer Service

Billing & Collection Technician *

Billing & Collection Technician I

Staff Assistant

Utility Billing & Collections Supervisor

District Property Management

Staff Assistant

Executive Golf Maintenance

Supervisor

Public Safety

Firefighter EMT

Firefighter Paramedic

Single Certification Paramedic

Fire Marshal

Recreation & Parks

Recreation Leader

Recreation Assistant *

Risk Management

Risk Manager


Risk Management Generalist

*** = PART-TIME**



Scan the QR code to apply online or go to:
DistrictGov.org > Departments > Human Resources > Current Employment Opportunities

DID YOU MISS THE LAST DISTRICT WEEKLY BULLETIN?



Sign up for e-Notifications
below and never miss another!



By signing up for e-Notifications, you can get the District Weekly Bulletin sent straight to your email when it's posted!



Stay up-to-date on Recreation Events, renovation projects, what's happening in the community, District news & more!



Click the link below, enter your information, select what you'd like to receive and then confirm your submission!



**Sign up for
e-Notifications**



CONTACT US

Administration

 Phone: 352-751-3939

 [Email Administration](#)

Budget

 Phone: 352-674-1920

 [Email Budget](#)

Community Standards

 Phone: 352-751-3912

 [Email Deed Compliance](#)

 [Email Architectural Review](#)

Community Watch

 Phone: 352-753-0550


 [Email Community Watch](#)

Customer Service Center

 Phone: 352-753-4508


 [Email Customer Service](#)

District Clerk

 Phone: 352-751-3939

 [Email District Clerk](#)

Executive Golf Maintenance

 352-674-1885

 [Email Executive Golf Maintenance](#)

Finance

 352-753-0421

 [Email Finance](#)

Human Resources

 Phone: 352-674-1905


 [Email Human Resources](#)

District Property Management

 Phone: 352-753-4022

 [Email District Property Management](#)

Public Safety

 Phone: 352-205-8280


 [Email Public Safety](#)

Purchasing

 Phone: 352-751-6700


 [Email Purchasing](#)

Recreation & Parks

 Phone: 352-674-1800


 [Email Recreation & Parks](#)

Risk Management

 Phone: 352-674-1828

 [Email Risk Management](#)

Utility Billing

 Phone: 352-750-0000

 [Email Utilities](#)